



AGENDA

Regular Meeting – January 18, 2024
12:00 noon – Board Room

Call to Order

[Chair Peter Geiger]

12:00

Ascertain Quorum

[Ferrell Blount]

Acceptance of the Agenda

[Chair Peter Geiger]

Safety Brief and Moment

[Kevin Keyzer]

Recognition of 2022 Water Treatment Plant Area Wide Optimization Program (AWOP)

Award

[David Springer]

Consent Agenda

[Tony Cannon]

1. Approval of Minutes: Regular Meeting: December 21, 2023

Action Items

2. Review of Monthly Finance Statement – December 31, 2023
[Jeff McCauley]

Information Items

3. General Manager's Report
[Tony Cannon]
4. Board Chair's Remarks/Report
[Chair Peter Geiger]
5. Board Members' Remarks
[Board]

Notice of Upcoming Meetings/Functions:

[Chair Peter Geiger]

GUC Governance Workshop Session, January 22-23, 2024, 9:00 a.m. at Hilton Greenville

GUC Regular Meeting, Thursday, February 15, 2024, 12:00 noon

Adjournment

1:00

[Chair Peter Geiger]



Agenda Item # 1

Meeting Date: January 18, 2024

Item:	Approval of Minutes
Contact:	Amy Wade
Explanation:	Regular Minutes: December 21, 2023
Strategic Plan Elements:	Strategic Themes: <ul style="list-style-type: none">• Exceptional Customer Service• Shaping Our Future Objectives: <ul style="list-style-type: none">• Exceeding customer expectations• Embracing change to ensure organizational alignment and efficiency Core Values: <ul style="list-style-type: none">• Exceed customers' expectations• Support the community• Deliver reliable services
Previous Board Actions:	N/A
Fiscal Note:	N/A
Recommended Action(s):	Approval of minutes as presented or amended

GREENVILLE UTILITIES COMMISSION
GREENVILLE, NORTH CAROLINA

Thursday, December 21, 2023

The Board of Commissioners of the Greenville Utilities Commission met in the Greenville Utilities Board Room in regular session at 12:00 noon with the following members, and others present, and Chair Geiger presiding.

Commission Board Members Present:

Peter Geiger	Mark Garner
Lindsey Griffin	Dr. Wanda D. Carr
Ferrell L. Blount III	Dillon Godley
Tommy Stoughton	

Commissioner Michael Cowin was absent.

Commission Staff Present:

Tony Cannon, General Manager/CEO	Lou Norris
Phil Dixon	Kevin Keyzer
Anthony Miller	Jonathan Britt
John Worrell	Tony Godwin
David Springer	Tyler Haislip
Richie Shreves	Chaz Hathaway
Andy Anderson	David McKeel
Scott Mullis	Jason Owens
Amy Wade	Bennie Pittman
Steve Hawley	Michael Silverthorne
Ken Wade	Matthew Clark
Colleen Sicley	Tripp Morgan
Durk Tyson	Luke Hagee
Scott Farmer	Willie Boyd
Carl Smith	Ramsey Covington
Jessica Hardy	Mickey Dawson
Michelle Yeager	Butch Mills
	Julius Patrick
	Kathy Howard

Others Attending:

Les Robinson, City Liaison; Ginger Livingston, The Daily Reflector; April Adams, Cherry Bekaert, LLP; and Ken Graves, City of Greenville; and Josh Lewis, Greenville ENC Alliance

Chair Geiger called the meeting to order. Secretary Blount ascertained that a quorum was present.

ACCEPTANCE OF THE AGENDA

A motion was made by Mr. Griffin, seconded by Dr. Carr, to accept the agenda as presented. The motion carried amended.

SAFETY BRIEF AND MOMENT

Mr. Kevin Keyzer, Operations Support Manager, provided a safety brief and explained the plan of action should there be an emergency at today's meeting. Mr. Keyzer provided a safety moment on memory as a hazard and noted it is important to be intentional with our memories to control exposures.

Chair Geiger introduced the new City Council Liaison, Les Robinson.

RECOGNITION OF THE WATER RESOURCES BACKHOE RODEO TEAM

Mr. David Springer, Director of Water Resources, first recognized Scott Farmer on his recent promotion to the Assistant Director of Water Resources. Mr. Farmer next recognized the Water Resources Equipment Operators team that competed in the Eastern Water & Wastewater Network Backhoe Rodeo competition at the Bell Arthur Water Corporation Operations Center in October. This event provides them with an opportunity to display their talents and fine tune their skills that they use every day. Representing GUC at the competition included Water Resources Equipment Operators Chaz Hathaway, David McKeel, Jason Owens, Bennie Pittman, and Michael Silverthorne. Chaz won first place in the Pipe & Walk event and Michael won first place in the Pig Roll and second place in Ball and Cone and the Building Blocks events. Mr. Farmer congratulated the team.

RECOGNITION OF THE WATER RESOURCES BARREL BOYS

Mr. Springer introduced Water Treatment Plant Facilities Manager Julius Patrick to share information on the Barrel Boys that competed at the NC One Water Hydrant Hysteria. Mr. Patrick recognized the Barrell Boys team which consisted of the Water Treatment Plant Maintenance Technician Matthew Clark, Water Treatment Plant Maintenance Mechanic Tripp Morgan, and Distribution Water Quality Specialist Luke Hagee. He congratulated the team for placing 3rd in their first Hydrant Hysteria competition.

Mr. Patrick shared that the Hydrant Hysteria is a fast-paced competition that measures a team's ability to completely assemble a commonly utilized utility hydrant as quickly and accurately as possible. Teams, comprised of two competitors and one coach, compete head-to-head in a race against the clock for the fastest assembly time.

RECOGNITION OF GAS CREW

Mr. Anthony Miller, Director of Gas Systems, shared that on October 16 members of one of GUC's gas crews were working in a subdivision and saw an elderly gentleman fall to the ground. They assisted him with first aid and called 911. The crew stayed with the man until emergency personnel arrived, and his wife showed up to be with him. Mr. Miller congratulated the employees for helping a local citizen in need. He noted that this is a good example of GUC's field personnel being ambassadors for GUC in the community. Those recognized include Gas crew members Butch Mills, Mickey Dawson, Ramsey Covington, and Willie Boyd.

CONSENT AGENDA

Mr. Tony Cannon, General Manager/CEO, presented the following items for approval on the consent agenda:

(Agenda Item 1) Approval of Minutes - Regular Meeting: November 16, 2023

(Agenda Item 2) Consideration of Abandonment of a 10' Wide Electrical Easement Across Tax Parcel No.73527

RESOLUTION

RESOLUTION OF GREENVILLE UTILITIES COMMISSION OF THE CITY OF GREENVILLE, NORTH CAROLINA, ABANDONING A TEN FOOT (10') WIDE ELECTRICAL EASEMENT HERETOFORE GRANTED TO THE CITY OF GREENVILLE FOR THE USE AND BENEFIT OF GREENVILLE UTILITIES COMMISSION, PER MAP BOOK 67 AT PAGE 121, PITT COUNTY PUBLIC REGISTRY, AND REQUESTING EXECUTION OF DEED OF RELEASE

WHEREAS, Greenville Utilities Commission of the City of Greenville, North Carolina (hereinafter referred to as "Commission"), heretofore obtained an Electrical Easement from Collice C. Moore across Tax Parcel No. 73527 per Map Book 67 at Page 121, Pitt County Public Registry; and

WHEREAS, the current owner of such property, Coastal Plain Shooting Academy, LLC, desires to recombine Lot 6 and Lot 13 of Tax Parcel No. 73527 to allow for construction of the Coastal Plain Shooting Academy and has requested that the City of Greenville, North Carolina, and Commission abandon the ten foot (10') wide Electrical Easement; and

WHEREAS, Commission anticipates no use or need now or in the future for such ten foot (10') wide Electrical Easement to be abandoned; and

WHEREAS, Commission therefore desires to abandon such ten foot (10') wide Electrical Easement; and

WHEREAS, the current owner of such property, Coastal Plain Shooting Academy, LLC, has requested that the City of Greenville, North Carolina, and Commission acknowledge the abandonment and release of such ten foot (10') wide Electrical Easement; and

WHEREAS, Commission deems such abandonment to be reasonable and in the best interests of Commission and all parties, and therefore requests that the City of Greenville, North Carolina, acknowledge such abandonment and release such ten foot (10') wide Electrical Easement, which is shown on Exhibit "A" and Exhibit "B" as to be abandoned, which are attached hereto and made a part hereof, and which are hereby incorporated by reference.

NOW, THEREFORE, BE IT RESOLVED BY GREENVILLE UTILITIES COMMISSION OF THE CITY OF GREENVILLE, NORTH CAROLINA, AS FOLLOWS:

Section 1. That Commission has no need or desire to use such ten foot (10') wide Electrical Easement heretofore granted to the City of Greenville, North Carolina, for the use and benefit of Greenville Utilities Commission, per Map Book 67 at Page 121, Pitt County Public Registry.

Section 2. That a request be made to the City Council of the City of Greenville, North Carolina, as soon as practicable that it abandon such ten foot (10') wide Electrical Easement as shown on Exhibit "A" and Exhibit "B" which are attached hereto and made a part hereof, and which are hereby incorporated by reference.

Section 3. That the City Council of the City of Greenville, North Carolina, authorize the appropriate City Officials to make, execute, and deliver to Coastal Plain Shooting Academy, LLC, 1603 Longwood Drive, Greenville, North Carolina 27858, or the then current owner of the subject property encumbered by such ten foot (10') wide Electrical Easement to be abandoned, an instrument in a form suitable for recording to release whatever interests the City of Greenville, North Carolina, for the use and benefit of Commission, might have in and to such ten foot (10') wide Electrical Easement, which is shown as to be abandoned on Exhibit "A" and Exhibit "B" which are attached hereto and made a part hereof.

Section 4. This Resolution shall take effect immediately upon its adoption.

This the _____ day of _____, 2023.

GREENVILLE UTILITIES COMMISSION
OF THE CITY OF GREENVILLE, NC

By _____
/s/ Peter Geiger, Chair

ATTEST:

/s/ Ferrell Blount, Secretary

(SEAL)

RESOLUTION NO. _____

RESOLUTION OF THE CITY COUNCIL OF THE CITY OF GREENVILLE, NORTH CAROLINA, ABANDONING A TEN FOOT (10') WIDE ELECTRICAL EASEMENT HERETOFORE GRANTED TO THE CITY OF GREENVILLE FOR THE USE AND BENEFIT OF GREENVILLE UTILITIES COMMISSION, PER MAP BOOK 67 AT PAGE 121, PITT COUNTY PUBLIC REGISTRY, AND AUTHORIZING EXECUTION OF A DEED OF RELEASE

WHEREAS, Greenville Utilities Commission of the City of Greenville, North Carolina (hereinafter referred to as "Commission") heretofore obtained an Electrical Easement from Collice C. Moore across Tax Parcel No. 73527 per Map Book 67 at Page 121, Pitt County Public Registry; and

WHEREAS, the current owner of such property, Coastal Plain Shooting Academy, LLC, desires to recombine Lot 6 and Lot 13 of Tax Parcel No. 73527 to allow for construction of the Coastal Plain Shooting Academy and has requested that the City of Greenville, North Carolina, and Commission abandon the ten foot (10') wide Electrical Easement; and

WHEREAS, Commission anticipates no use or need now or in the future for such ten foot (10') wide Electrical Easement to be abandoned; and

WHEREAS, Commission therefore desires to abandon such ten foot (10') wide Electrical Easement; and

WHEREAS, the current owner of such property, Coastal Plain Shooting Academy, LLC, has requested that the City of Greenville, North Carolina, and Commission acknowledge the abandonment and release of such ten foot (10') wide Electrical Easement; and

WHEREAS, Commission deems such abandonment to be reasonable and in the best interests of Commission and all parties, and therefore requests that the City of Greenville, North Carolina, acknowledge such abandonment and release such ten foot (10') wide Electrical Easement, which is shown on Exhibit "A" and Exhibit "B" as to be abandoned, which are attached hereto and made a part hereof, and which are hereby incorporated by reference.

NOW, THEREFORE, BE IT RESOLVED BY THE CITY COUNCIL OF THE CITY OF GREENVILLE, NORTH CAROLINA, AS FOLLOWS:

Section 1. That the City Council of the City of Greenville, North Carolina, does hereby abandon such ten foot (10') wide Electrical Easement heretofore granted to the City of Greenville, for the use and benefit of Greenville Utilities Commission, per Map Book 67 at Page 121, Pitt County Public Registry.

Section 2. That the appropriate City officials be and they hereby are empowered to make, execute, and deliver to Coastal Plain Shooting Academy, LLC, 1603 Longwood Drive, Greenville, North Carolina 27858, or the then current owner of the subject property encumbered by such ten foot (10') wide Electrical Easement to be abandoned, an instrument in a form suitable for recording to release whatever interests the City of Greenville, North Carolina, for the use and benefit of Commission, might have in and to such ten foot (10') wide Electrical Easement, which is shown as to be abandoned on Exhibit "A" and Exhibit "B" which are attached hereto and made a part hereof.

Section 3. This Resolution shall take effect immediately upon its adoption.

This the _____ day of _____, 2024.

CITY OF GREENVILLE

By: _____
/s/ P.J. CONNELLY, MAYOR

ATTEST:

/s/ VALERIE P. SHIUWEGAR, CITY CLERK

[SEAL]

Prepared by: Phillip R. Dixon, Attorney
File: Greenville Utilities Commission
Post Office Box 1847
Greenville, NC 27835

NORTH CAROLINA

DEED OF RELEASE

PITT COUNTY

THIS DEED OF RELEASE, made and entered into this the _____ day of _____, 2024, by and between the City of Greenville, North Carolina, a municipal corporation in Pitt County, North Carolina, party of the first part (hereinafter called GRANTOR), and Coastal Plain Shooting Academy, LLC, 1603 Longwood Drive, Greenville, North Carolina 27858, party of the second part (hereinafter called GRANTEE).

THAT WHEREAS, the GRANTOR, for the use and benefit of Greenville Utilities Commission (hereinafter referred to as "Commission"), previously received ten foot (10') wide Electrical Easement from Collice C. Moore per Map Book 67 at Page 121, Pitt County Public Registry, across property commonly known as Tax Parcel No. 73527; and

WHEREAS, the current owner of such property, Coastal Plain Shooting Academy, LLC, desires to recombine Lot 6 and Lot 13 of Tax Parcel No. 73527 to allow for construction of the Coastal Plain Shooting Academy and has requested that the City of Greenville, North Carolina, and Commission abandon the ten foot (10') wide Electrical Easement; and

WHEREAS, Commission anticipates no use or need now or in the future for such ten foot (10') wide Electrical Easement to be abandoned; and

WHEREAS, Commission therefore desires to abandon such ten foot (10') wide Electrical Easement; and

WHEREAS, the current owner of such property, Coastal Plain Shooting Academy, LLC, has requested that the City of Greenville, North Carolina, and Commission acknowledge the abandonment and release of such ten foot (10') wide Electrical Easement; and

WHEREAS, Commission deems such abandonment to be reasonable and in the best interests of Commission and all parties, and therefore requests that the City of Greenville, North Carolina, acknowledge such abandonment and release such ten foot (10') wide Electrical Easement, which is shown on Exhibit "A" and Exhibit "B" as to be abandoned, which are attached hereto and made a part hereof, and which are hereby incorporated by reference; and

WHEREAS, Commission has therefore requested GRANTOR to execute a Deed of Release to GRANTEE, or the current owner(s) of such ten foot (10') wide Electrical Easement, which is shown on Exhibit "A" and Exhibit "B" as to be abandoned, which are attached hereto and made a part hereof, and which are hereby incorporated by reference; and

WHEREAS, the City Council of the GRANTOR, acting on the recommendation of Commission, has duly adopted the Resolution abandoning to GRANTEE, such ten foot (10') wide Electrical Easement as shown on Exhibit "A" and Exhibit "B" as to be abandoned, and a copy of which said Resolution is attached hereto as Exhibit "C" and made a part hereof; and

NOW THEREFORE, pursuant to and in accordance with said Resolution, GRANTOR does hereby remise, release, discharge, and forever quitclaim unto Coastal Plain Shooting Academy, LLC, as the current owner of the subject property, its heirs and assigns, all the GRANTOR's rights, title, and interest in and to such ten foot (10') wide Electrical Easement, which

is shown on Exhibit "A" and Exhibit "B" as to be abandoned, which are attached hereto and made a part hereof, and which are hereby incorporated by reference.

IN TESTIMONY WHEREOF, GRANTOR has caused this Deed of Release to be executed in its name by its Mayor, attested by the City Clerk, and its official seal hereunto affixed, all by Resolution duly entered by the City Council of GRANTOR, on the day and year first above written.

CITY OF GREENVILLE

By: _____
/s/ P.J. CONNELLY, MAYOR

ATTEST:

/s/ VALERIE P. SHIUWEGAR, CITY CLERK

[SEAL]

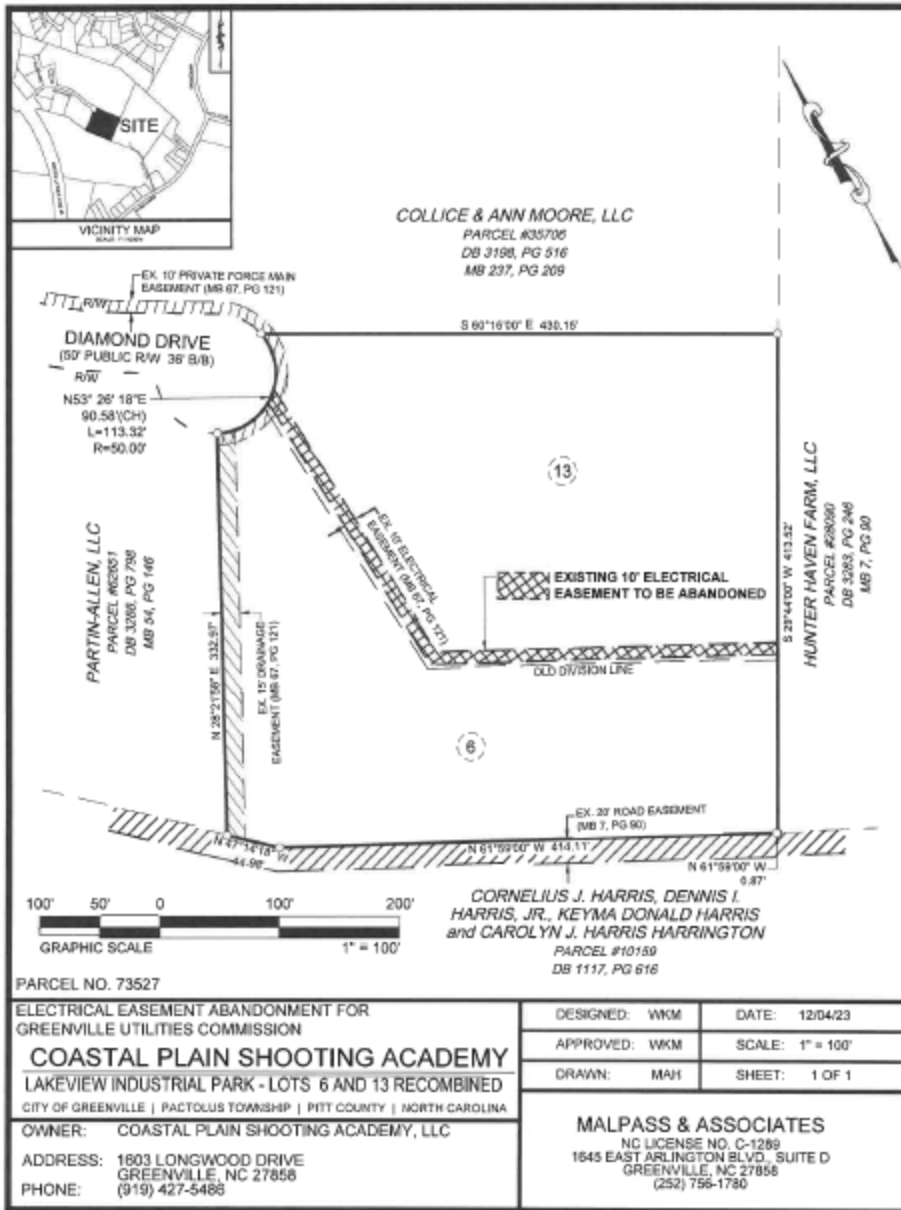
NORTH CAROLINA
PITT COUNTY

I, _____, a Notary Public of the aforesaid County and State, certify that VALERIE P. SHIUWEGAR personally came before me this day and acknowledged that she is City Clerk of the City of Greenville, North Carolina, and that by authority duly given and as the act of the City of Greenville, North Carolina, the foregoing instrument was signed in its name by its Mayor, sealed with its official seal, and attested by her as its City Clerk.

WITNESS my hand and official stamp or seal, this the ___ day of _____, 2024.

NOTARY PUBLIC

My Commission Expires: _____



W:\dgn\p1300-p1399\P-1310. Coastal Plains Shooting Academy, Bradley Williams\p1310_EasementAbandonment.dwg
 Wed, Dec 06, 2023-2:50pm

Exhibit "A"

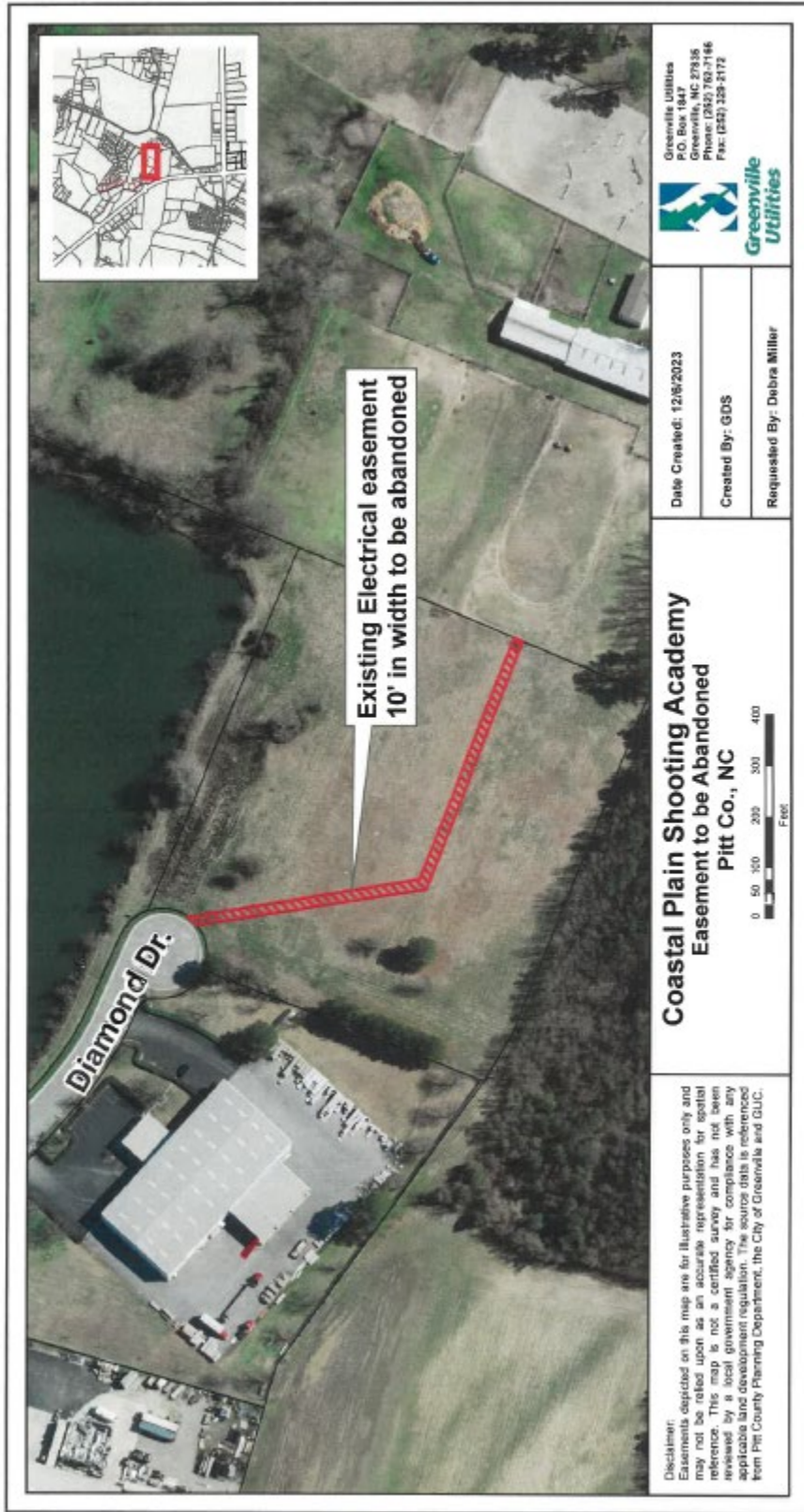


Exhibit "B"

Exhibit "C" is a copy of the City Resolution.

A motion was made by Mr. Garner, seconded by Mr. Stoughton, to approve the consent agenda as presented. The motion carried unanimously.

REVIEW OF MONTHLY FINANCIAL STATEMENT – NOVEMBER 30, 2023 (Agenda Item 3)

November 30, 2023, Financial Statement:

Key financial metrics for the combined funds for the period ending November 30, 2023:

Operating Cash	\$79,187,515	Days of Cash on Hand	125
Less Current Liabilities	(\$23,679,140)		
Fund Balance	\$55,508,375	Days of Cash on Hand After Liabilities	87
Fund Balance Available for Appropriation	19.5%		
Average Investment Yield	3.11%		

Fund Equity/Deficit Before Transfers

	Current Month			Year to Date		
	Actual	Budget	Last Year	Actual	Budget	Last Year
Electric	(\$825,613)	(\$1,248,536)	\$355,465	(\$1,714,015)	(\$878,887)	\$584,268
Water	\$406,978	\$240,376	\$390,351	\$932,816	\$778,964	\$2,654,971
Sewer	\$146,916	\$118,882	(\$318,066)	\$1,252,583	\$332,922	\$1,535,247
Gas	\$839,954	(\$1,409,507)	\$472,049	(\$255,128)	(\$5,050,919)	(\$1,917,728)
Combined	\$568,235	(\$2,298,785)	\$899,799	\$216,256	(\$4,817,920)	\$2,856,758

Fund Equity/Deficit After Transfers

	Current Month			Year to Date		
	Actual	Budget	Last Year	Actual	Budget	Last Year
Electric	(\$175,613)	(\$598,536)	\$355,465	\$1,535,985	\$2,371,113	(\$215,732)
Water	\$256,978	\$107,043	\$390,351	\$382,816	\$112,299	\$1,079,971
Sewer	\$96,916	\$68,882	(\$318,066)	\$902,583	\$82,922	\$60,247
Gas	\$839,954	(\$1,209,507)	\$472,049	(\$255,128)	(\$4,050,919)	(\$1,917,728)
Combined	\$1,018,235	(\$1,632,118)	\$899,799	\$2,566,256	(\$1,484,585)	(\$993,242)

Mr. Cannon provided a presentation on the Financial Statement for November 30, 2023.

Overall year-to-date results through the end of November remain stable. The Electric Rate Stabilization Reserves are approximately \$16.4 million, and the Gas Rate Stabilization Reserves are \$4.9 million. The Operating Reserves are 125 Days Cash on Hand, and Renewals and Replacements Reserves are approximately \$2.6 million. The Capital Project Funds Reserved for Existing and Future Capital Projects are approximately \$20.4 million.

After discussion, a motion was made by Mr. Stoughton, seconded by Mr. Blount to accept the November 30, 2023 Financial Statement. The motion carried unanimously.

PRESENTATION OF ANNUAL AUDIT REPORT FISCAL YEAR 2022-2023 (Agenda Item 4)

Mr. Cannon introduced April Adams, Audit Engagement Partner with Cherry Bekaert LLP, to present the annual audit report for FY 2022-2023. Ms. Adams stated that GUC received two unmodified “clean” opinions, which is the highest of four (4) possible opinions. There were no journal entries, good internal controls, no significant deficiencies identified, and auditors had full cooperation with management.

Ms. Adams stated that Greenville Utilities Commission adopted and implemented Governmental Accounting Standards Board (GASB) Standard 96 subscription-based information technology (for software). She shared other standards coming up in the next few years which may have a significant impact on the financial reporting. These standards include GASB 99 (Omnibus), GASB 100 (Accounting Changes and Error Corrections), and GASB 101 (Compensated Absences).

After discussion, a motion was made by Mr. Blount, seconded by Mr. Griffin, to accept the Annual Audit Report for FY 2022-2023. The motion carried unanimously.

CONSIDERATION OF LNG PEAK-SHAVING FACILITY EXPANSION / CONTRACT AMENDMENT WITH NEW ENERGY DEVELOPMENT COMPANY (NEDC) FOR CRYOGENIC TANKS AND APPURTENANCES (Agenda Item 5)

Mr. Anthony Miller, Director of Gas Systems, asked Mr. Durk Tyson, Assistant Director of Gas Systems, to provide an update. Mr. Tyson stated that in order to continue safely providing reliable natural gas service at the lowest reasonable cost, GUC has utilized LNG peak shaving for over 25 years. The Board previously approved the masterplan and budget for the current expansion project and authorized the General Manager/CEO to execute the Design-Build contract with New Energy Development Company (NEDC). Since 1997 the LNG plant has undergone two plant expansions. The first expansion was in 2001 and then in 2015, which increased onsite storage to 24,000 dekatherms. The current expansion project will increase onsite storage to 34,000 dekatherm capacity. In 2022 the Board approved to increase the budget and NEDC was selected as the Design/Build partner for the expansion, and they began the master plan which included 6 additional storage tanks. In January 2023 the master plan was presented to the Board and the budget was amended to \$15,000,000 based on the recommendations in the report.

The six new tanks will be larger at 70,000 gallons each and will hold about 5,000 dekatherms each. There is a 24-month lead time for tank construction. Therefore, it is necessary to concentrate on the procurement of the tanks first while the balance of the design is being completed. NEDC solicited multiple proposals and the first round had too few bids to open. The second round had three bids and one was rejected as it did not meet minimum specifications.

The two proposals/bids received were 10% below the approved budget and Corban Energy Group was the lowest bid. However, Mr. Tyson noted that these tanks would be manufactured overseas and shipped to Greenville, North Carolina. Chart Industries manufactures its tank in the United States and is the supplier of GUC's existing tanks. NEDC and GUC staff agree that GUC would be best served by sourcing the tanks domestically with Chart Industries.

A motion was made by Mr. Godley, seconded by Mr. Stoughton to approve the selection of Chart Industries as the tank manufacturer, and ratify and confirm authorization for General Manager / CEO to execute a contract amendment(s) with New Energy Development Company, the Design/Builder for Phase 3 Expansion of the LNG Peak Shaving Facility, for an amount not to exceed \$14,800,000. The motion carried unanimously.

RECOMMENDED ADOPTION OF WATER CAPITAL PROJECT BUDGET AND CONSIDERATION OF APPROVAL OF THE PITT COUNTY AMERICAN RESCUE PLAN ACT (ARPA) EXPENDITURE AGREEMENT FOR THE WHITEHURST STATION WATER MAIN EXTENSION PROJECT (Agenda Item 6)

Mr. Springer introduced Mr. Farmer to share information on this item. Mr. Farmer stated that residents of the area of the County commonly known as Whitehurst Station do not have access to a public water system and depend on private wells to supply their water. Pitt County government has received multiple requests from these residents regarding their water needs and GUC was contacted to assist and develop a preliminary plan together. This area and their residents do not have any other viable alternative to clean, safe water. The proposed project would provide water service to these homes with an 8-inch water main constructed along Staton Mill Road from existing GUC facilities to Whitehurst Station. This proposed route does align with GUC's future plans to service this area. Engineering and Construction contracts will be administered by GUC staff.

Pitt County has allocated \$1,000,000 of American Rescue Plan Act (ARPA) funds towards the project. An agreement regarding appropriation of funds has been developed and approved by the Pitt County Board of Commissioners. Per the agreement, GUC will contribute up to \$300,000. The project is estimated to cost approximately \$1,200,000 and the capital project budget is proposed at \$1,300,000.

**Greenville Utilities Commission
Capital Project Budget
As of December 21, 2023**

Project Name	Proposed Budget
WCP10043 Whitehurst Station Water Main Extension Project	
Revenues:	
Pitt County Grant	\$1,000,000
Capital Projects Fund Balance	300,000
Total Revenue	\$1,300,000
Expenditures:	
Project Costs	\$1,300,000
Total Expenditures	\$1,300,000

**RESOLUTION ACCEPTING A PITT COUNTY WATER MAIN
EXTENSION GRANT OF \$1,000,000 AND ASSURING
ADHERENCE TO THE TERMS OF THE GRANT**

WHEREAS, in accordance with Chapter 861 of the 1991 Session Laws of North Carolina, the Greenville Utilities Commission, of the City of Greenville, North Carolina, a body politic duly chartered by the State of North Carolina, in Pitt County, North Carolina, (the “Commission”) has been created for the proper management of the public utilities of the City of Greenville, North Carolina (the “City”), which shall include an electric system, a natural gas system, a sanitary sewer system, and a water system (collectively, the “Combined Enterprise System”) within and without the corporate limits of the City, with responsibility for the entire supervision and control of the management, operation, maintenance, improvement and extension of the public utilities; and

WHEREAS, Pitt County (the “County”) has authorized the making of the grant to aid eligible units of government in financing the cost of construction of water supply systems;

WHEREAS, County has offered the Commission a Grant of \$1,000,000 for improvements to the water system, via a water main extension project, described in Item 1 and Exhibit 1 of the “PITT COUNTY ARPA EXPENDITURE AGREEMENT” between the Commission and the County dated December 21st, 2023. (the “Additional Improvements”); and

WHEREAS, the Commission intends to construct the Additional Improvements in accordance with the approved plans and specifications.

NOW, THEREFORE, THE GREENVILLE UTILITIES COMMISSION DOES HEREBY DETERMINE AND RESOLVE, as follows:

The Commission does hereby accept the County Grant of \$1,000,000 to pay all or a portion of the costs of the Additional Improvements.

The Commission does hereby give assurance to the County that all items specified in the grant offer will be adhered to by the Commission.

The Commission’s General Manager/CEO is hereby authorized and directed to furnish such information as the agencies may request in connection with such application or the Additional Improvements; to make the assurances as contained above; and to execute such other documents as may be required in connection with the application.

The Commission has substantially complied or will substantially comply with all Federal, State and local laws, rules, regulations, and ordinances applicable to the Additional Improvements and to Federal and State grants and loans pertaining thereto.

Adopted this the 21st day of December, 2023.

/s/ Peter Geiger, Chair

ATTEST:

/s/ Ferrell Blount
Secretary

APPROVED AS TO FORM:

/s/ Phillip R. Dixon
General Counsel

A motion was made by Mr. Garner, seconded by Mr. Stoughton, to:

- Adopt Water Capital Project Budget in the amount of \$1,300,000 and recommend similar action by City Council.
- Approve the Pitt County American Rescue Plan Act (ARPA) Expenditure Agreement for the Whitehurst Station Water Main Extension Project.
- Adopt the Resolution accepting a Pitt County Water Main Extension Grant of \$1,000,000 and Assuring adherence to the Terms of the Grant.

The motion carried unanimously.

RECOMMENDED ADOPTION OF SEWER CAPITAL PROJECT BUDGET AMENDMENT AND TENTATIVE AWARD OF BID FOR THE WASTEWATER TREATMENT PLANT CLARIFIER REPLACEMENT PROJECT (SCP- 10238) (Agenda Item 7)

Mr. Springer reminded the Board that GUC’s Wastewater Treatment Plant (WWTP) lost the use of one of its clarifiers (clarifier #1) due to buckling of the structurally compromised concrete floor from buoyant forces on the bottom of the tank. The failed clarifier is almost a 40-year-old asset that was constructed in 1984 and had been properly maintained since installation. The WWTP has a total of 5 clarifiers that are critical components in the treatment of wastewater entering the plant and serve the purpose of removing solids and clarification of the waste stream during the treatment process. The loss of one clarifier represents a reduction of approximately 20% of the wastewater treatment capacity of the WWTP. This loss of treatment capacity may not only affect the plant’s ability to serve existing wastewater customers but could have an influence on accommodating growth and industrial recruitment. The North Carolina Department of Environmental Quality (NCDEQ) advised GUC to proceed with restoration of lost capacity as soon as possible.

GUC’s WWTP has two separate, parallel biological treatment processes referred to as the North Plant (original 1984 construction) and South Plant (1995 plant expansion). This proposed project will include the construction of two new 125-foot diameter secondary clarifiers at the South Plant to restore existing plant capacity as required by the state and allow GUC to provide more efficient wastewater treatment as the South Plant uses more up to date treatment technology than the North Plant. The additional clarifiers will also satisfy the recommendation from the WWTP Master Plan to construct additional clarification capacity on the South Plant. The addition of two new clarifiers will provide the South Plant with the clarification capacity to better utilize both existing oxidation ditches to enhance biological nutrient removal.

GUC’s engineering consultant, Brown and Caldwell, completed design and produced bidding documents for this project. The project bid on November 14, 2023 and three contractors submitted bids.

- **J. Cumby Construction** - \$21,801,000.00
- **Shook Construction** - \$18,548,000.00
- **State Utility Contractors** - \$16,193,000.00

The low bidder was State Utility Contractors in the amount of \$16,193,000. All bids exceeded the project construction budget.

To move ahead with the project, it is necessary to amend the project budget from \$12,600,000 to \$20,000,000. The total project cost of \$20,000,000 includes all engineering, construction, and a construction contingency of 10%.

GUC received a \$4,500,000 grant from the U.S. Economic Development Administration (EDA) to partially fund this project.

**Greenville Utilities Commission
Capital Project Budget
As of December 21, 2023**

Project Name	Current Budget	Change	Revised Budget
SCP10238 WWTP Clarifier Replacement Project			
Revenues:			
Long-Term Debt	\$ 8,100,000	\$ 7,400,000	\$15,500,000
EDA Grant	4,500,000	-	4,500,000
Total Revenue	\$12,600,000	\$ 7,400,000	\$20,000,000
Expenditures:			
Project Costs	\$12,600,000	\$ 7,400,000	\$20,000,000
Total Expenditures	\$12,600,000	\$ 7,400,000	\$20,000,000

**RESOLUTION RECOMMENDING TO THE CITY COUNCIL
ADOPTION OF A RESOLUTION PROVIDING FOR THE
REIMBURSEMENT TO THE GREENVILLE UTILITIES COMMISSION,
OF THE CITY OF GREENVILLE, NORTH CAROLINA, A BODY POLITIC
DULY CHARTERED BY THE STATE OF NORTH CAROLINA, FROM THE
PROCEEDS OF ONE OR MORE FINANCING(S) FOR THE EXPENDITURE OF
FUNDS FOR CERTAIN IMPROVEMENTS TO THE COMBINED ENTERPRISE
SYSTEM**

WHEREAS, in accordance with Chapter 861 of the 1991 Session Laws of North Carolina, the Greenville Utilities Commission (the “Commission”) has been created for the proper management of the public utilities of the City of Greenville, North Carolina (the “City”), comprising an electric system, a natural gas system, a sanitary sewer system and a water system within and without the corporate limits of the City, (collectively the “Combined Enterprise System”) with responsibility for the entire supervision and control of the management, operation, maintenance, improvement and extension of the Combined Enterprise System;

WHEREAS, Section 1.150-2 of the Treasury Regulations prescribes specific procedures which will be applicable to certain bonds, notes or other indebtedness (“Debt”) issued by or on behalf of the Commission and the City including, without limitation, a requirement that the City declare official intent to reimburse certain expenditures with proceeds of Debt to be incurred prior to, or within sixty (60) days of, payment of the expenditures to be reimbursed;

WHEREAS, the Commission has identified certain improvements (the “Additional Improvements”) to the Combined Enterprise System that have been and must be funded from available funds pending reimbursement from the proceeds of Debt to be issued for such purposes;

WHEREAS, the Additional Improvements consist of a wastewater treatment plant clarifier replacement project; now, therefore,

BE IT RESOLVED BY THE GREENVILLE UTILITIES COMMISSION as follows;

1. The City is hereby requested to give favorable consideration to and pass the proposed resolution, which resolution (the "Reimbursement Resolution") effectively would provide for the reimbursement to the Commission from the proceeds of one or more Debt financing(s) (estimated to be \$15,500,000) for certain expenditures for the Additional Improvements made not more than 60 days prior to the adoption of the Reimbursement Resolution, the Commission having determined that such adoption will be in the best interests of the Combined Enterprise System.

2. This resolution shall take effect immediately upon its passage, and a certified copy thereof shall be provided to the City Clerk for presentation to the City Council at its next regularly scheduled meeting.

Adopted this the 21st day of December, 2023.

/s/ Peter Geiger, Chair

ATTEST:

/s/ Ferrell Blount
Secretary

APPROVED AS TO FORM:

/s/ Phillip R. Dixon
General Counsel

RESOLUTION NO. 24-__
RESOLUTION DECLARING THE INTENTION OF THE
CITY COUNCIL OF THE CITY OF GREENVILLE TO REIMBURSE THE
GREENVILLE UTILITIES COMMISSION, OF THE CITY OF GREENVILLE, NORTH
CAROLINA, A BODY POLITIC DULY CHARTERED BY THE STATE OF NORTH
CAROLINA, FROM THE PROCEEDS OF ONE OR MORE FINANCING(S) FOR
CERTAIN EXPENDITURES MADE AND TO BE MADE IN CONNECTION WITH THE
ACQUISITION AND CONSTRUCTION OF CERTAIN IMPROVEMENTS

WHEREAS, in accordance with Chapter 861 of the 1991 Session Laws of North Carolina, the Greenville Utilities Commission (the "Commission") has been created for the proper management of the public utilities of the City of Greenville, North Carolina (the "City"), comprising an electric system, a natural gas system, a sanitary sewer system and a water system within and without the corporate limits of the City, (collectively the "Combined Enterprise System") with responsibility for the entire supervision and control of the management, operation, maintenance, improvement and extension of the Combined Enterprise System; and

WHEREAS, Section 1.150-2 of the Treasury Regulations (the "Regulations") prescribes specific procedures which will be applicable to certain bonds, notes or other indebtedness ("Debt") issued by or on behalf of the Commission and the City including, without limitation, a requirement that the City declare official intent to reimburse certain expenditures with proceeds of Debt to be incurred prior to, or within sixty (60) days of, payment of the expenditures to be reimbursed;

WHEREAS, the Commission has determined to pay certain expenditures (the "Expenditures") incurred no more than 60 days prior to the date hereof and thereafter relating to the acquisition and construction of certain improvements (collectively, the "Additional Improvements") more fully described below;

WHEREAS, the Additional Improvements consist of a wastewater treatment plant clarifier replacement project; and

WHEREAS, the City Council of the City has determined that those moneys previously advanced by the Commission no more than 60 days prior to the date hereof to pay such Expenditures are available only on a temporary period and that it is necessary to reimburse the Commission for the Expenditures from the proceeds of one or more issues of Debt;

NOW, THEREFORE, BE IT RESOLVED BY THE CITY COUNCIL as follows:

Section 1. The City hereby declares concurrence with the Commission's intent to reimburse the Commission from the proceeds of the Debt for the Expenditures made with respect to the Additional Improvements no more than 60 days prior to the date hereof and thereafter.

Section 2. Each Expenditure was or will be either (a) of a type chargeable to capital account under general federal income tax principles (determined as of the date of the Expenditures), (b) the cost of issuance with respect to the Debt, (c) a non-recurring item that is not customarily payable from current revenues of the Combined Enterprise System, or (d) a grant to a party that is not related to or an agent of the Commission or City so long as such grant does not impose any obligation or condition (directly or indirectly) to repay any amount to or for the benefit of the Commission or City.

Section 3. The principal amount of the Debt estimated to be issued to reimburse the Commission for Expenditures for the Additional Improvements is estimated to be not more than \$15,500,000.

Section 4. The Commission and the City will make a reimbursement allocation, which is a written allocation by the Commission and the City that evidences the Commission's use of proceeds of the Debt to reimburse an Expenditure no later than 18 months after the later of the date on which such Expenditure is paid or the Project is placed in service or abandoned, but in no event more than three years after the date on which the Expenditure is paid. The City recognizes that exceptions are available for certain "preliminary expenditures," costs of issuance, certain de minimis amounts, (expenditures by "small issuers" based on the year of issuance and not the year of expenditure), and expenditures for construction projects of at least 5 years.

Section 5. This declaration of official intent is made pursuant to Section 1.150-2 of the Treasury Regulations.

Section 6. The resolution shall take effect immediately upon its passage.

Adopted this the ____ day of _____, 2024.

/s/ P. J. Connelly, Mayor

ATTEST:

/s/ Valerie Shiuwegar
City Clerk

Upon motion of Council member _____, seconded by Council member _____, the foregoing resolution was adopted by the following vote:

Ayes: _____

Noes: _____

* * * * *

I, Valerie Shiuwegar, City Clerk of the City of Greenville, North Carolina DO HEREBY CERTIFY that the foregoing is a true copy of such much of the proceedings of the City Council of said City at a regular meeting held on _____, 2024 as it relates in any way to the passage of the foregoing resolution and that said proceedings are recorded in the minutes of said Council.

I DO HEREBY FURTHER CERTIFY that proper notice of such regular meeting was given as required by North Carolina law.

WITNESS my hand and the official seal of said City, this ____ day of _____, 2024.

/s/ City Clerk
[SEAL]

A motion was made by Mr. Blount, seconded by Mr. Garner, to:

- Amend the budget as provided on Capital Project Budget Sheet (\$20,000,000 Total) and recommend similar action by City Council.
- Adopt Reimbursement Resolution and recommend similar action by City Council.
- Authorize General Manager/CEO to execute an engineering amendment for construction phase services with Brown and Caldwell in the amount of \$1,412,991 contingent upon City Council approval of project budget amendment.
- Authorize General Manager/CEO to execute construction contract with State Utility Contractors in the amount of \$16,193,000 contingent upon City Council approval of project budget amendment.

The motion carried unanimously.

GENERAL MANAGER’S/CEO REPORT (Agenda Item 8)

1. Informational Reading

Bids, Statistical Data Report, Sewer Spill Tracking Report, Load Management Report, and PGA Report were provided.

The following Ranking of Proposals and Bids awarded by the General Manager/CEO during the past month were reported for information:

GREENVILLE UTILITIES COMMISSION

RANKING OF PROPOSALS RECEIVED

INSURANCE BROKER SERVICES
OCTOBER 26, 2023 @ 3:00 PM

VENDOR PROPOSAL RANKING
National Financial Partners Corporation (NFP) *
Alliant Insurance Services, Inc.
USI Insurance Services, Inc.
AON Risk Services Central, Inc.
Arthur J. Gallagher Risk Management Services, LLC
Sentinel Risk Advisors, LLC

* Indicates recommended vendor to negotiate a contract.

VENDING MACHINES / MATERIAL SERVICES
AUGUST 29, 2023 @ 2:00 PM

VENDOR PROPOSAL RANKING
Dillon Supply Company*
Fastenal Company

* Indicates recommended vendor to negotiate a contract.

TABULATION OF BIDS RECEIVED

ONE (1) FORD F-150 XL 4WD SUPER CAB PICKUP
NOVEMBER 1, 2023 @ 2:00 PM

VENDORS	DELIVERY TIME (WEEKS)	TOTAL
Feyer Ford & Lincoln, Inc.	1	\$48,175.00*

* Indicates recommended award based on the lowest responsible, responsive bid.

ALUMINUM SULFATE
NOVEMBER 2, 2023 @ 3:00 PM

VENDORS	DELIVERY DAYS	UNIT PRICE 730 DRY TONS	TOTAL
Superb Solutions for You, Inc.	2-3	\$311.15	\$227,139.50*
USALCO, LLC	1-2	352.20	257,106.00
C & S Chemicals, Inc.	3-5	485.00	354,050.00
ChemTrade Chemicals US, LLC	3-5	522.00	381,060.00
Univar Solutions USA, Inc.	2-3	548.00	400,040.00

* Indicates recommended award based on the lowest responsible, responsive bid.

The Duke Energy Progress (DEP) monthly peak occurred on November 29, 2023, for the hour ending at 8:00 a.m. GUC’s load management system was in full operation during this period. As a result, the estimated avoided demand costs amount to \$1,554,579.

2. Key Performance Indicators (KPIs)

The Corporate KPI report was provided.

3. Commendations

Ms. Joyce Cary sent a message through the CSR Team Mailbox to thank Justin Oakes and Ramsey Covington for providing excellent customer service while responding to a gas leak at her residence. She stated that they were very informative, patient, kind, and responsive. In turn, she was very grateful for their knowledge in finding the gas leak at her furnace. **Employees’ Names:** Justin Oakes, Gas Systems Technician III, and Ramsey Covington, Gas Systems Technician IV.

4. Other

- Mr. Cannon announced a bound copy of the Annual Comprehensive Financial Report is available.
- Mr. Scott Mullis, Director of Customer Relations, reported that GUC’s Energy Services staff assisted with the annual blanket donation on Thursday, December 7 at the Pitt County Council on Aging. Staff attended the Council on Aging Senior Christmas Party to promote energy efficiency during the winter months and distributed blankets. These gifts were much appreciated.

BOARD CHAIR’S REMARKS/REPORT (Agenda Item 8)

Chair Geiger announced the GUC Regular Board meeting is scheduled for Thursday, January 18, 2024, at 12:00 noon.

Chair Geiger wished everyone a Merry Christmas and Happy New Year. He announced that he is proud to be Chair of the GUC Board of Commissioners.

BOARD MEMBER REMARKS

Other commissioners welcomed Les Robinson as the GUC City Liaison.

CLOSED SESSIONS

Mr. Phillip Dixon, General Counsel, stated that the Board of Commissioners should consider entering Closed Session pursuant to the following statutes.

N.C.G.S. 143-318.11(a)(1) To prevent the disclosure of information that is privileged or confidential pursuant to the law of this State or of the United States, or not considered a public record within the meaning of Chapter 132 of the General Statutes.

N.C.G.S. 143-318.11(a)(4) To discuss matters relating to the location or expansion of industries or other businesses in the area served by the public body, including agreement on a tentative list of economic development incentives that may be offered by the public body in negotiations

Upon motion by Mr. Blount, seconded by Mr. Stoughton, the Greenville Utilities Board of Commissioners unanimously agreed to enter Closed Session at 1:05 p.m. for such purposes.

There being no further business to come before the Board of Commissioners in Closed Session, upon motion by Mr. Griffin, seconded by Mr. Stoughton, the Board of Commissioners unanimously agreed to return to Open Session at 1:36 p.m. Without objection, Chair Geiger announced the Board would adjourn the meeting at 1:36 p.m.

Respectfully submitted,

Amy Wade, Executive Secretary

APPROVED:

Ferrell L. Blount III, Secretary



Agenda Item # 2

Meeting Date: January 18, 2024

Item: Review of Monthly Financial Statement for December 31, 2023

Contact: Jeff McCauley

Explanation: December 31, 2023 Financial Statement

The Financial Statement for December 2023 is attached.

Key financial metrics for the combined funds for the period ending December 2023:

Operating Cash	\$78,929,021	Days of Cash on Hand	123
Less Current Liabilities	<u>(\$26,117,164)</u>	Days of Cash on Hand After Liabilities	83
Fund Balance	\$52,811,857		

Fund Balance Available for Appropriation: 18.6%

Average Investment Yield: 3.18%

Fund Equity/Deficit Before Transfers

	Current Month			Year to Date		
	Actual	Budget	Last Year	Actual	Budget	Last Year
Electric	(\$171,811)	(\$206,928)	(\$788,949)	(\$1,885,826)	(\$1,085,815)	(\$204,681)
Water	(\$78,636)	\$180,036	\$303,573	\$854,180	\$959,000	\$2,958,544
Sewer	(\$184,826)	\$113,449	(\$237,012)	\$1,067,757	\$446,371	\$1,298,235
Gas	\$1,062,448	\$1,034,978	\$669,325	\$807,320	(\$4,015,941)	(\$1,248,403)
Combined	\$627,175	\$1,121,535	(\$53,063)	\$843,431	(\$3,696,385)	\$2,803,695

Fund Equity/Deficit After Transfers

	Current Month			Year to Date		
	Actual	Budget	Last Year	Actual	Budget	Last Year
Electric	(\$171,811)	\$443,072	(\$285,626)	\$1,364,174	\$2,814,185	(\$501,358)
Water	(\$78,636)	\$46,703	\$267,037	\$304,180	\$159,002	\$1,347,008
Sewer	(\$184,826)	\$63,449	(\$95,005)	\$717,757	\$146,371	(\$34,758)
Gas	\$1,062,448	\$1,234,978	\$776,922	\$807,320	(\$2,815,941)	(\$1,140,806)
Combined	\$627,175	\$1,788,202	\$663,328	\$3,193,431	\$303,617	(\$329,914)

**Strategic Plan
Elements:**

Strategic Themes:

- Exceptional Customer Service
- Safety, Reliability & Value
- Shaping Our Future

Objectives:

- Providing competitive rates, while maintaining the financial stability of the utility
- Exceeding customer expectations
- Safely providing reliable and innovative utility solutions
- Developing and enhancing strategic partnerships

Core Values:

- Exceed Customers' Expectations
- Act with Integrity
- Value Employees
- Deliver Reliable Services
- Prioritize Safety
- Support the Community

**Previous Board
Actions:**

N/A

Fiscal Note:

N/A

**Recommended
Action(s):**

Accept December 31, 2023 Financial Statement

GREENVILLE UTILITIES COMMISSION

Financial Report

December 31, 2023



***Greenville
Utilities***

GREENVILLE UTILITIES COMMISSION
December 31, 2023

I. Key Financial Highlights

A. <u>Days Cash on Hand</u>		<u>December 2023</u>	<u>December 2022</u>	<u>December 2021</u>			
Electric Fund		102	117	120			
Water Fund		177	175	187			
Sewer Fund		193	201	223			
Gas Fund		<u>168</u>	<u>113</u>	<u>155</u>			
Combined Funds		123	126	136			
B. <u>Fund Balance Available for Appropriation</u>		<u>Electric</u>	<u>Water</u>	<u>Sewer</u>	<u>Gas</u>	<u>Combined Funds</u>	
Operating cash		\$46,230,411	\$9,290,983	\$9,150,179	\$14,257,448	\$78,929,021	
Current liabilities		\$(17,986,997)	\$(2,597,453)	\$(1,327,894)	\$(4,204,820)	\$(26,117,164)	
Fund balance available for appropriation		\$28,243,414	\$6,693,530	\$7,822,285	\$10,052,628	\$52,811,857	
Percentage of total budgeted expenditures		15.1%	24.8%	30.9%	22.4%	18.6%	
Days unappropriated fund balance on hand		62	128	165	119	83	
C. <u>Portfolio Management</u>		<u>Fiscal Year 2023-24</u>		<u>Fiscal Year 2022-23</u>		<u>Fiscal Year 2021-22</u>	
		<u>Interest Earnings</u>	<u>Yield</u>	<u>Interest Earnings</u>	<u>Yield</u>	<u>Interest Earnings</u>	<u>Yield</u>
July		\$367,220	3.11%	\$139,637	1.19%	\$64,647	0.52%
August		\$408,588	3.09%	\$150,839	1.17%	\$61,742	0.47%
September		\$387,367	3.05%	\$177,443	1.49%	\$57,321	0.40%
October		\$397,083	3.09%	\$218,968	1.68%	\$50,107	0.42%
November		\$383,533	3.11%	\$269,865	1.92%	\$49,579	0.41%
December		\$274,065	3.18%	\$273,166	1.96%	\$57,466	0.52%

II. Fund Performance

<u>Electric</u>		<u>December 2023</u>	<u>December 2022</u>	<u>December 2021</u>
Number of Accounts		73,327	72,378	71,578

- YTD volumes billed to customers are 2,426,428 kWh more than last year but 29,617,710 kWh less than budget.
- YTD revenues from retail rates and charges are \$768,083 more than last year and \$4,559,897 less than budget.
- YTD total revenues are \$1,723,974 more than last year but \$2,636,579 less than budget.
- YTD total expenditures are \$3,405,119 more than last year but \$1,836,568 less than budget.
- YTD expenditures exceed YTD revenues by \$1,885,826 compared to deficit revenues of \$204,681 for last year.
- YTD net fund equity after transfers is \$1,364,174.

GREENVILLE UTILITIES COMMISSION
December 31, 2023

<u>Water</u>	<u>December 2023</u>	<u>December 2022</u>	<u>December 2021</u>
Number of Accounts	39,052	38,718	38,457

- YTD volumes billed to customers are 40,902 kgallons less than last year but 4,679 kgallons more than budget.
- YTD revenues from retail rates and charges are \$426,280 more than last year but \$17,995 less than budget.
- YTD total revenues are \$383,812 more than last year and \$258,587 more than budget.
- YTD total expenditures are \$2,488,176 more than last year and \$363,407 more than budget.
- YTD revenues exceed YTD expenditures by \$854,180 compared to excess revenues of \$2,958,544 for last year.
- YTD net fund equity after transfers is \$304,180.

<u>Sewer</u>	<u>December 2023</u>	<u>December 2022</u>	<u>December 2021</u>
Number of Accounts	32,793	32,349	32,050

- YTD revenues from retail rates and charges are \$177,866 less than last year and \$221,404 less than budget.
- YTD total revenues are \$171,361 less than last year and \$50,884 less than budget.
- YTD total expenditures are \$59,117 more than last year but \$672,270 less than budget.
- YTD revenues exceed YTD expenditures by \$1,067,757 compared to excess revenues of \$1,298,235 for last year.
- YTD net fund equity after transfers is \$717,757.

<u>Gas</u>	<u>December 2023</u>	<u>December 2022</u>	<u>December 2021</u>
Number of Accounts	24,812	24,533	24,289

- YTD total volumes billed to customers are 220,180 ccfs more than last year and 57,971 ccfs more than budget.
- YTD revenues from retail rates and charges are \$3,554,211 less than last year but \$2,565,239 more than budget.
- YTD total revenues are \$3,497,122 less than last year but \$2,867,630 more than budget.
- YTD total expenditures are \$5,552,845 less than last year and \$1,955,631 less than budget.
- YTD revenues exceed YTD expenditures by \$807,320 compared to deficit revenues of \$1,248,403 for last year.
- YTD net fund equity after transfers is \$807,320.

GREENVILLE UTILITIES COMMISSION

December 31, 2023

III.	<u>Volumes Billed</u>	YTD %					YTD %			
		<u>December 2023</u>	<u>YTD FY 2023-24</u>	<u>December 2022</u>	<u>YTD FY 2022-23</u>	<u>Change</u>	<u>December 2021</u>	<u>YTD FY 2021-22</u>	<u>Change</u>	
	Electric (kwh)	136,443,628	919,266,207	133,843,451	916,839,779	0.3%	135,745,716	915,951,292	0.4%	
	Water (kgal)	374,849	2,206,982	386,593	2,247,884	-1.8%	376,672	2,137,628	3.2%	
	Sewer (kgal)	227,774	1,514,375	241,243	1,542,710	-1.8%	246,190	1,520,563	-0.4%	
	Gas (ccf)	Firm	2,205,494	6,054,626	2,113,118	6,013,644	0.7%	2,357,284	6,097,899	-0.7%
		Interruptible	<u>1,530,608</u>	<u>7,278,418</u>	<u>1,417,262</u>	<u>7,099,220</u>	<u>2.5%</u>	<u>1,454,082</u>	<u>7,270,424</u>	<u>0.1%</u>
	Total	3,736,102	13,333,044	3,530,380	13,112,864	1.7%	3,811,366	13,368,323	-0.3%	

IV.	<u>Cooling Degree Day Information</u>	<u>Fiscal Year 2023-24</u>	<u>Fiscal Year 2022-23</u>	<u>% Change</u>	<u>6 Year Average</u>	<u>30 Year Average</u>
	July	581.0	505.5	14.9%	513.8	486.7
	August	449.0	448.5	0.1%	466.0	442.3
	September	247.0	256.5	-3.7%	304.8	265.3
	October	46.0	21.5	114.0%	94.3	73.8
	November	-	33.5	-100%	11.2	10.1
	December	<u>1.0</u>	-	<u>n/a</u>	<u>2.8</u>	<u>4.0</u>
	YTD	1,324.0	1,265.5	4.6%	1,392.9	1,282.8

V.	<u>Heating Degree Day Information</u>	<u>Fiscal Year 2023-24</u>	<u>Fiscal Year 2022-23</u>	<u>% Change</u>	<u>6 Year Average</u>	<u>30 Year Average</u>
	July	-	-	n/a	-	-
	August	-	-	n/a	-	-
	September	-	12.5	-100.0%	5.3	5.9
	October	120.5	145.5	-17.2%	95.7	129.1
	November	434.5	288.5	50.6%	378.3	382.6
	December	<u>524.0</u>	<u>634.5</u>	<u>-17.4%</u>	<u>527.2</u>	<u>591.7</u>
	YTD	1,079.0	1,081.0	-0.2%	1,006.5	1,109.3

Commissioners Executive Summary

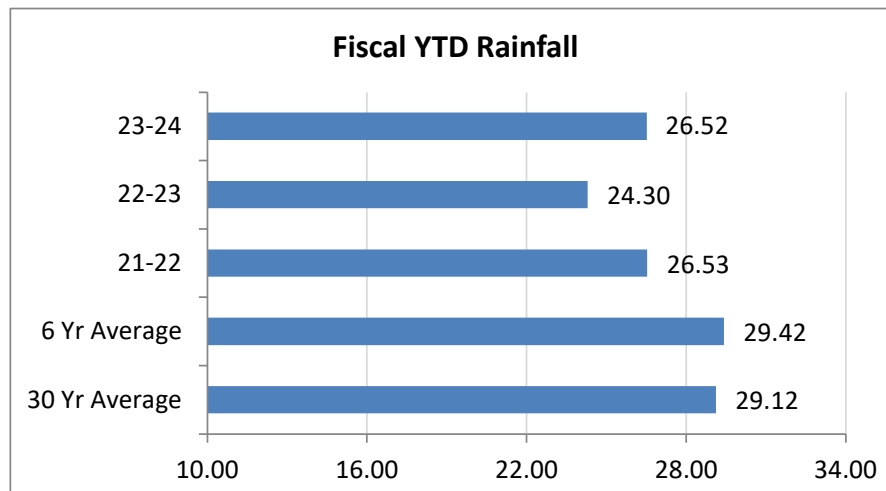
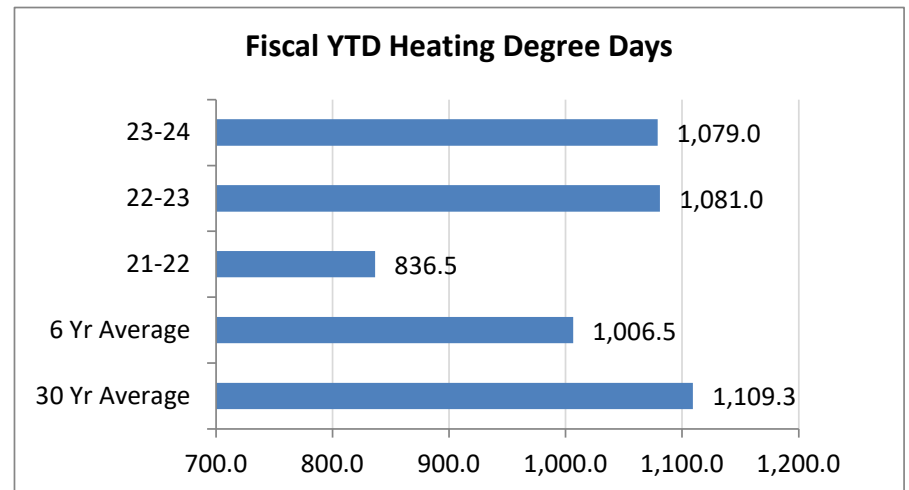
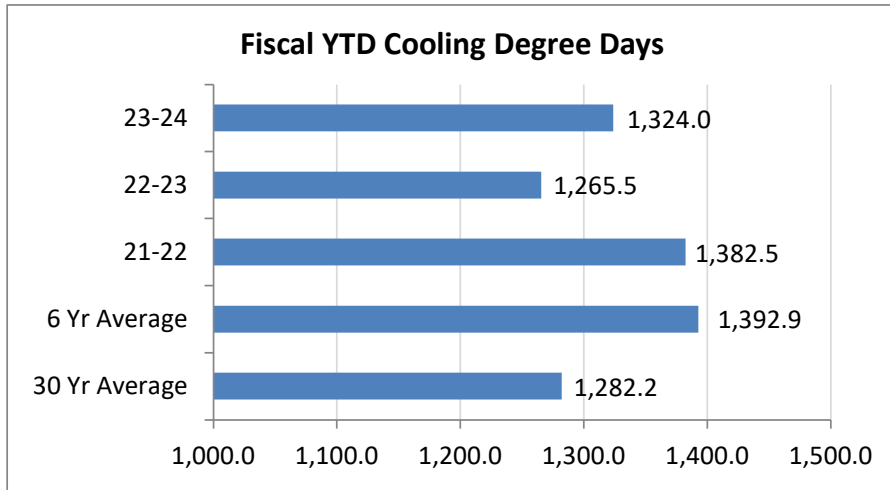
December 31, 2023

	Current Month			Year To Date		
	Actual	Budget	Last Year	Actual	Budget	Last Year
Electric						
Revenues	14,664,880	14,593,430	16,132,072	94,449,559	97,086,138	92,725,585
Expenses	(14,836,691)	(14,800,358)	(16,921,021)	(96,335,385)	(98,171,953)	(92,930,266)
Equity/Deficit from Operations	(171,811)	(206,928)	(788,949)	(1,885,826)	(1,085,815)	(204,681)
Transfers and Fund Balance	-	650,000	503,323	3,250,000	3,900,000	(296,677)
Total Equity/Deficit	(171,811)	443,072	(285,626)	1,364,174	2,814,185	(501,358)
Water						
Revenues	2,250,785	2,222,745	2,355,172	13,797,507	13,538,920	13,413,695
Expenses	(2,329,421)	(2,042,709)	(2,051,599)	(12,943,327)	(12,579,920)	(10,455,151)
Equity/Deficit from Operations	(78,636)	180,036	303,573	854,180	959,000	2,958,544
Transfers and Fund Balance	-	(133,333)	(36,536)	(550,000)	(799,998)	(1,611,536)
Total Equity/Deficit	(78,636)	46,703	267,037	304,180	159,002	1,347,008
Sewer						
Revenues	2,011,433	2,105,125	2,123,623	12,753,090	12,803,974	12,924,451
Expenses	(2,196,259)	(1,991,676)	(2,360,635)	(11,685,333)	(12,357,603)	(11,626,216)
Equity/Deficit from Operations	(184,826)	113,449	(237,012)	1,067,757	446,371	1,298,235
Transfers and Fund Balance	-	(50,000)	142,007	(350,000)	(300,000)	(1,332,993)
Total Equity/Deficit	(184,826)	63,449	(95,005)	717,757	146,371	(34,758)
Gas						
Revenues	5,081,423	4,978,596	6,855,089	18,735,378	15,867,748	22,232,500
Expenses	(4,018,975)	(3,943,618)	(6,185,764)	(17,928,058)	(19,883,689)	(23,480,903)
Equity/Deficit from Operations	1,062,448	1,034,978	669,325	807,320	(4,015,941)	(1,248,403)
Transfers and Fund Balance	-	200,000	107,597	-	1,200,000	107,597
Total Equity/Deficit	1,062,448	1,234,978	776,922	807,320	(2,815,941)	(1,140,806)
Combined						
Total Revenues	24,008,521	23,899,896	27,465,956	139,735,534	139,296,780	141,296,231
Total Expenses	(23,381,346)	(22,778,361)	(27,519,019)	(138,892,103)	(142,993,165)	(138,492,536)
Total Equity/Deficit from Operations	627,175	1,121,535	(53,063)	843,431	(3,696,385)	2,803,695
Total Transfers and Fund Balance	-	666,667	716,391	2,350,000	4,000,002	(3,133,609)
Total Equity/Deficit	627,175	1,788,202	663,328	3,193,431	303,617	(329,914)

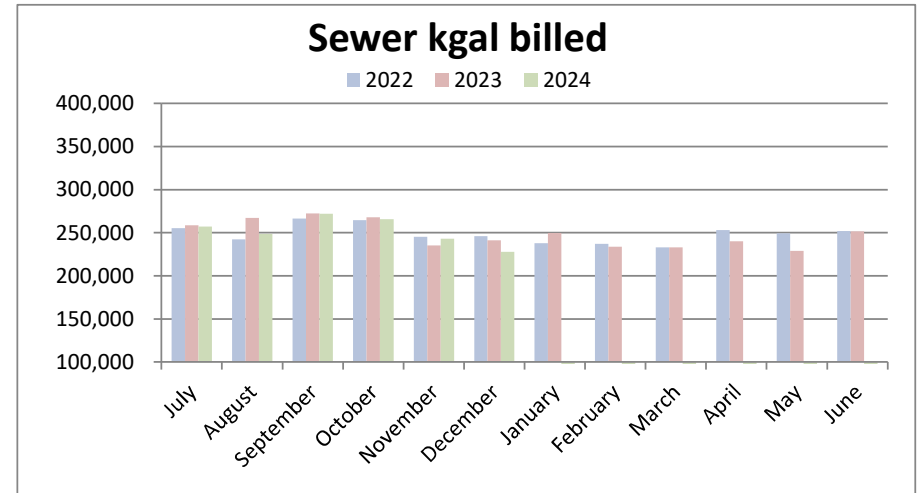
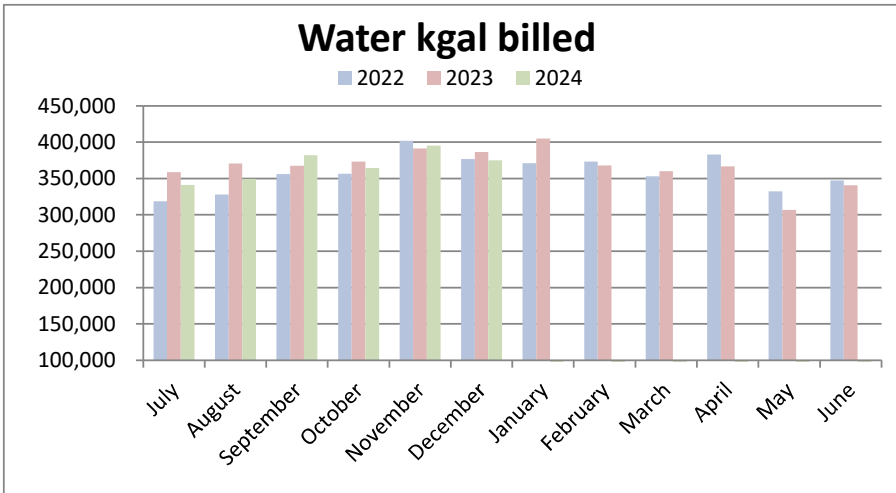
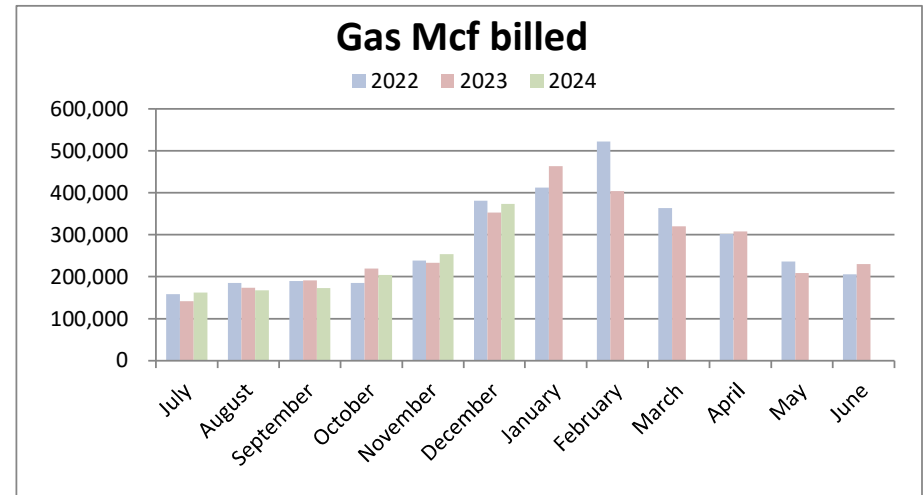
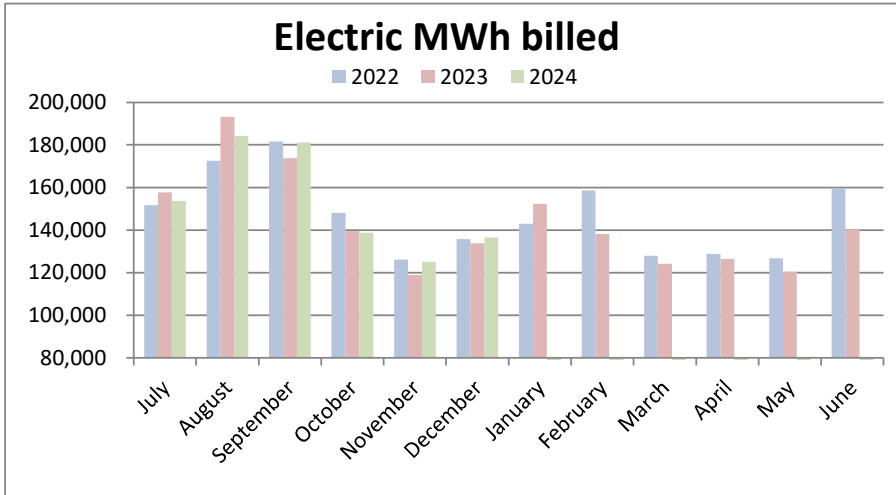
**Budgetary Summary
December 31, 2023**

	YTD Actual	Encumbrances	Total	Total Budget	Available Budget
Electric Fund	\$96,335,385	\$63,761,070	\$160,096,455	\$194,971,364	\$34,874,909
Water Fund	13,493,327	1,377,291	14,870,618	26,960,129	12,089,511
Sewer Fund	12,035,333	1,781,088	13,816,421	25,326,581	11,510,160
Gas Fund	17,928,058	18,936,496	36,864,554	47,274,597	10,410,043
Total	\$139,792,103	\$85,855,945	\$225,648,048	\$294,532,671	\$68,884,623

Weather



Customer Demand



**Greenville Utilities Commission
Revenue and Expenses - Combined
December 31, 2023**

Line #	Current Fiscal Year						Prior Fiscal Year					
	December Actual	December Budget	Variance Favorable (Unfavorable)	YTD Actual	YTD Budget	Variance Favorable (Unfavorable)	Total Original Budget	% of Original Budget	December Actual	YTD Actual	Change Prior YTD to Current YTD	
Revenue:												
Rates & Charges	1	\$23,447,612	\$23,468,990	(\$21,378)	\$134,484,604	\$136,677,362	(\$2,192,758)	\$278,321,560	48.3%	\$26,165,697	\$136,977,803	(\$2,493,199)
Fees & Charges	2	310,833	160,276	150,557	1,270,102	1,208,793	61,309	2,342,250	54.2%	224,699	1,250,595	19,507
U. G. & Temp. Ser. Chgs.	3	73,679	37,857	35,822	507,708	242,680	265,028	440,000	115.4%	49,605	198,445	309,263
Miscellaneous	4	28,269	188,484	(160,215)	2,230,492	904,240	1,326,252	2,413,860	92.4%	488,680	1,771,628	458,864
Interest Income	5	148,128	44,289	103,839	1,194,845	263,705	931,140	815,000	146.6%	161,879	722,364	472,481
FEMA/Insurance Reimbursement	6	-	-	-	47,783	-	47,783	-	n/a	-	-	47,783
Bond Proceeds	7	-	-	-	-	-	-	-	n/a	375,396	375,396	(375,396)
	8	\$24,008,521	\$23,899,896	\$108,625	\$139,735,534	\$139,296,780	\$438,754	\$284,332,670	49.1%	\$27,465,956	\$141,296,231	(\$1,560,697)
Expenditures:												
Operations	9	\$8,312,634	\$7,059,892	(\$1,252,742)	\$42,136,194	\$43,201,150	\$1,064,956	\$87,406,176	48.2%	\$7,776,063	\$39,120,824	\$3,015,370
Purchased Power/Gas	10	12,088,026	12,550,241	462,215	75,076,519	79,869,527	4,793,008	165,000,758	45.5%	16,209,139	81,239,694	(6,163,175)
Capital Outlay	11	1,055,263	1,335,538	280,275	9,580,181	8,434,105	(1,146,076)	16,873,680	56.8%	1,653,041	7,883,003	1,697,178
Debt Service	12	1,236,716	1,237,466	750	7,469,675	7,424,793	(44,882)	14,853,005	50.3%	1,289,423	6,211,568	1,258,107
City Turnover	13	600,383	515,047	(85,336)	3,602,298	3,090,282	(512,016)	6,180,555	58.3%	504,947	3,029,682	572,616
Street Light Reimbursement	14	88,324	80,177	(8,147)	527,236	473,308	(53,928)	959,977	54.9%	86,406	507,765	19,471
Transfer to OPEB Trust Fund	15	-	-	-	500,000	500,000	-	500,000	100.0%	-	500,000	-
	16	\$23,381,346	\$22,778,361	(\$602,985)	\$138,892,103	\$142,993,165	\$4,101,062	\$291,774,151	47.6%	\$27,519,019	\$138,492,536	\$399,567
Equity/Deficit from Operations	17	\$627,175	\$1,121,535	(\$494,360)	\$843,431	(\$3,696,385)	\$4,539,816	(\$7,441,481)		(\$53,063)	\$2,803,695	(\$1,960,264)
Transfers and Fund Balance												
Transfer from Capital Projects	18	\$0	\$0	\$0	\$0	\$0	\$0	\$0	n/a	\$366,391	\$366,391	(\$366,391)
Transfer from Rate Stabilization	19	-	850,000	(850,000)	3,250,000	5,100,000	(1,850,000)	10,200,000	31.9%	-	-	3,250,000
Appropriated Fund Balance	20	-	-	-	-	-	-	-	n/a	-	-	-
Transfer to Rate Stabilization	21	-	-	-	-	-	-	-	n/a	-	-	-
Transfer to Capital Projects	22	-	(183,333)	183,333	(900,000)	(1,099,998)	199,998	(2,200,000)	40.9%	350,000	(3,500,000)	2,600,000
Transfer to Designated Reserves	23	-	-	-	-	-	-	-	n/a	-	-	-
	24	\$0	\$666,667	(\$666,667)	\$2,350,000	\$4,000,002	(\$1,650,002)	\$8,000,000		\$716,391	(\$3,133,609)	\$5,483,609
Total Equity/Deficit	25	\$627,175	\$1,788,202	(\$1,161,027)	\$3,193,431	\$303,617	\$2,889,814	\$558,519		\$663,328	(\$329,914)	\$3,523,345

**Greenville Utilities Commission
Revenue and Expenses - Electric Fund
December 31, 2023**

Line #	Current Fiscal Year						Prior Fiscal Year					
	December Actual	December Budget	Variance Favorable (Unfavorable)	YTD Actual	YTD Budget	Variance Favorable (Unfavorable)	Total Original Budget	% of Original Budget	December Actual	YTD Actual	Change Prior YTD to Current YTD	
Customer Demand:												
Number of Accounts	1	73,327								72,378		
kWh Purchased	2	148,847,970	150,388,975	1,541,005	945,732,991	996,888,536	51,155,545	1,903,657,906	49.7%	156,446,962	942,118,906	3,614,085
kWh Billed ¹	3	136,443,628	144,672,931	(8,229,303)	919,266,207	948,883,917	(29,617,710)	1,835,794,377	50.1%	133,843,451	916,839,779	2,426,428
Revenue:												
Rates & Charges - Retail	4	\$14,406,656	\$14,293,905	\$112,751	\$90,743,714	\$95,303,611	(\$4,559,897)	\$182,903,800	49.6%	\$15,420,666	\$89,975,631	\$768,083
Fees & Charges	5	126,103	71,809	54,294	634,416	617,174	17,242	1,310,000	48.4%	136,725	732,948	(98,532)
U. G. & Temp. Ser. Chgs.	6	71,225	37,232	33,993	484,000	232,159	251,841	420,000	115.2%	47,605	188,145	295,855
Miscellaneous	7	(29,122)	160,361	(189,483)	1,818,274	758,690	1,059,584	2,007,564	90.6%	135,628	1,095,189	723,085
Interest Income	8	90,018	30,123	59,895	721,372	174,504	546,868	530,000	136.1%	103,835	446,059	275,313
FEMA/Insurance Reimbursement	9	-	-	-	47,783	-	47,783	-	n/a	-	-	47,783
Bond Proceeds	10	-	-	-	-	-	-	-	n/a	287,613	287,613	(287,613)
	11	\$14,664,880	\$14,593,430	\$71,450	\$94,449,559	\$97,086,138	(\$2,636,579)	\$187,171,364	50.5%	\$16,132,072	\$92,725,585	\$1,723,974
Expenditures:												
Operations	12	\$3,418,736	\$2,938,770	(\$479,966)	\$17,506,879	\$17,873,013	\$366,134	\$36,393,624	48.1%	\$3,279,929	\$16,089,222	\$1,417,657
Purchased Power	13	9,777,527	10,105,629	328,102	65,966,154	69,415,135	3,448,981	136,930,058	48.2%	11,639,674	65,967,758	(1,604)
Capital Outlay	14	713,418	906,928	193,510	7,027,428	5,522,371	(1,505,057)	10,926,900	64.3%	980,487	5,687,299	1,340,129
Debt Service	15	398,252	398,521	269	2,390,084	2,391,128	1,044	4,782,256	50.0%	571,454	2,224,796	165,288
City Turnover	16	440,434	370,333	(70,101)	2,642,604	2,221,998	(420,606)	4,443,989	59.5%	363,071	2,178,426	464,178
Street Light Reimbursement	17	88,324	80,177	(8,147)	527,236	473,308	(53,928)	959,977	54.9%	86,406	507,765	19,471
Transfer to OPEB Trust Fund	18	-	-	-	275,000	275,000	-	275,000	100.0%	-	275,000	-
	19	\$14,836,691	\$14,800,358	(\$36,333)	\$96,335,385	\$98,171,953	\$1,836,568	\$194,711,804	49.5%	\$16,921,021	\$92,930,266	\$3,405,119
Equity/Deficit from Operations	20	(\$171,811)	(\$206,928)	\$35,117	(\$1,885,826)	(\$1,085,815)	(\$800,011)	(\$7,540,440)		(\$788,949)	(\$204,681)	(\$1,681,145)
Transfers and Fund Balance												
Transfer from Capital Projects	21	\$0	\$0	\$0	\$0	\$0	\$0	\$0	n/a	\$3,323	\$3,323	(\$3,323)
Transfer from Rate Stabilization	22	-	650,000	(650,000)	3,250,000	3,900,000	(650,000)	7,800,000	41.7%	-	-	3,250,000
Appropriated Fund Balance	23	-	-	-	-	-	-	-	n/a	-	-	-
Transfer to Rate Stabilization	24	-	-	-	-	-	-	-	n/a	-	-	-
Transfer to Capital Projects	25	-	-	-	-	-	-	-	n/a	500,000	(300,000)	300,000
Transfer to Designated Reserves	26	-	-	-	-	-	-	-	n/a	-	-	-
	27	\$0	\$650,000	(\$650,000)	\$3,250,000	\$3,900,000	(\$650,000)	\$7,800,000		\$503,323	(\$296,677)	\$3,546,677
Total Equity/Deficit	28	(\$171,811)	\$443,072	(\$614,883)	\$1,364,174	\$2,814,185	(\$1,450,011)	\$259,560		(\$285,626)	(\$501,358)	\$1,865,532

Note 1: kWh billed does not include volumes delivered in the current month and billed in the next month.

**Greenville Utilities Commission
Revenue and Expenses - Water Fund
December 31, 2023**

Line #	Current Fiscal Year						Prior Fiscal Year					
	December Actual	December Budget	Variance Favorable (Unfavorable)	YTD Actual	YTD Budget	Variance Favorable (Unfavorable)	Total Original Budget	% of Original Budget	December Actual	YTD Actual	Change Prior YTD to Current YTD	
Customer Demand:												
Number of Accounts	1	39,052								38,718		
Kgallons Pumped	2	462,411	458,030	(4,381)	2,843,749	2,726,677	(117,072)	5,337,047	53.3%	471,078	2,832,877	10,872
Kgallons Billed - Retail	3	282,390	298,223	(15,833)	1,930,376	1,878,805	51,571	3,727,788	51.8%	296,159	1,987,827	(57,451)
Kgallons Billed - Wholesale ¹	4	92,459	51,349	41,110	276,606	323,498	(46,892)	641,861	43.1%	90,434	260,057	16,549
Kgallons Billed	5	374,849	349,572	25,277	2,206,982	2,202,303	4,679	4,369,649	50.5%	386,593	2,247,884	(40,902)
Revenue:												
Rates & Charges - Retail	6	\$1,886,810	\$1,961,865	(\$75,055)	\$12,512,457	\$12,530,452	(\$17,995)	\$24,606,831	50.8%	\$1,835,368	\$12,086,177	\$426,280
Rates & Charges - Wholesale ¹	7	232,737	209,349	23,388	704,865	663,853	41,012	1,564,297	45.1%	215,177	663,161	41,704
Fees & Charges	8	93,846	38,097	55,749	296,315	240,576	55,739	430,000	68.9%	28,007	176,851	119,464
Temporary Service Charges	9	2,454	625	1,829	23,708	10,521	13,187	20,000	118.5%	2,000	10,300	13,408
Miscellaneous	10	18,614	8,295	10,319	134,318	65,347	68,971	239,000	56.2%	239,277	381,722	(247,404)
Interest Income	11	16,324	4,514	11,810	125,844	28,171	97,673	100,000	125.8%	16,708	76,849	48,995
FEMA/Insurance Reimbursement	12	-	-	-	-	-	-	-	n/a	-	-	-
Bond Proceeds	13	-	-	-	-	-	-	-	n/a	18,635	18,635	(18,635)
	14	\$2,250,785	\$2,222,745	\$28,040	\$13,797,507	\$13,538,920	\$258,587	\$26,960,128	51.2%	\$2,355,172	\$13,413,695	\$383,812
Expenditures:												
Operations	15	\$1,886,120	\$1,529,748	(\$356,372)	\$9,583,203	\$9,226,944	(\$356,259)	\$18,779,372	51.0%	\$1,652,945	\$8,830,261	\$752,942
Capital Outlay	16	78,307	146,007	67,700	1,092,053	1,076,254	(15,799)	1,966,250	55.5%	203,340	417,705	674,348
Debt Service	17	364,994	366,954	1,960	2,193,071	2,201,722	8,651	4,405,043	49.8%	195,314	1,132,185	1,060,886
Transfer to OPEB Trust Fund	18	-	-	-	75,000	75,000	-	75,000	100.0%	-	75,000	-
	19	\$2,329,421	\$2,042,709	(\$286,712)	\$12,943,327	\$12,579,920	(\$363,407)	\$25,225,665	51.3%	\$2,051,599	\$10,455,151	\$2,488,176
Equity/Deficit from Operations	20	(\$78,636)	\$180,036	(\$258,672)	\$854,180	\$959,000	(\$104,820)	\$1,734,463		\$303,573	\$2,958,544	(\$2,104,364)
Transfers and Fund Balance												
Transfer from Capital Projects	21	\$0	\$0	\$0	\$0	\$0	\$0	\$0	n/a	\$113,464	\$113,464	(\$113,464)
Transfer from Rate Stabilization	22	-	-	-	-	-	-	-	n/a	-	-	-
Appropriated Fund Balance	23	-	-	-	-	-	-	-	n/a	-	-	-
Transfer to Capital Projects	24	-	(133,333)	133,333	(550,000)	(799,998)	249,998	(1,600,000)	34.4%	(150,000)	(1,725,000)	1,175,000
Transfer to Designated Reserves	25	-	-	-	-	-	-	-	n/a	-	-	-
	26	\$0	(\$133,333)	\$133,333	(\$550,000)	(\$799,998)	\$249,998	(\$1,600,000)		(\$36,536)	(\$1,611,536)	\$1,061,536
Total Equity/Deficit	27	(\$78,636)	\$46,703	(\$125,339)	\$304,180	\$159,002	\$145,178	\$134,463		\$267,037	\$1,347,008	(\$1,042,828)

Note 1: Kgallons Billed - Wholesale and Rates and Charges - Wholesale represents sales to the Town of Farmville, Greene County, the Town of Winterville and Stokes Regional Water Corporation.

**Greenville Utilities Commission
Revenue and Expenses - Sewer Fund
December 31, 2023**

Line #	Current Fiscal Year						Prior Fiscal Year					
	December Actual	December Budget	Variance Favorable (Unfavorable)	YTD Actual	YTD Budget	Variance Favorable (Unfavorable)	Total Original Budget	% of Original Budget	December Actual	YTD Actual	Change Prior YTD to Current YTD	
Customer Demand:												
Number of Accounts	1	32,793								32,349		
Kgallons Total Flow	2	329,820	278,362	(51,458)	1,907,020	1,743,066	(163,954)	3,666,254	52.0%	289,620	1,753,040	153,980
Kgallons Billed - Retail	3	227,013	238,018	(11,005)	1,509,318	1,530,621	(21,303)	2,991,912	50.4%	240,504	1,538,155	(28,837)
Kgallons Billed - Wholesale ¹	4	761	750	11	5,057	4,825	232	9,432	53.6%	739	4,555	502
Total Kgallons Billed	5	227,774	238,768	(10,994)	1,514,375	1,535,446	(21,071)	3,001,344	50.5%	241,243	1,542,710	(28,335)
Revenue:												
Rates & Charges - Retail	6	\$1,894,904	\$2,051,958	(\$157,054)	\$12,233,611	\$12,455,015	(\$221,404)	\$24,676,262	49.6%	\$1,974,997	\$12,411,477	(\$177,866)
Rates & Charges - Wholesale ¹	7	4,261	4,098	163	28,319	28,032	287	52,819	53.6%	4,138	25,508	2,811
Fees & Charges	8	75,501	36,474	39,027	250,778	251,976	(1,198)	420,250	59.7%	43,117	246,079	4,699
Miscellaneous	9	20,573	8,242	12,331	118,420	43,139	75,281	92,250	128.4%	15,495	98,479	19,941
Interest Income	10	16,194	4,353	11,841	121,962	25,812	96,150	85,000	143.5%	16,728	73,760	48,202
FEMA/Insurance Reimbursement	11	-	-	-	-	-	-	-	n/a	-	-	-
Bond Proceeds	12	-	-	-	-	-	-	-	n/a	69,148	69,148	(69,148)
	13	\$2,011,433	\$2,105,125	(\$93,692)	\$12,753,090	\$12,803,974	(\$50,884)	\$25,326,581	50.4%	\$2,123,623	\$12,924,451	(\$171,361)
Expenditures:												
Operations	14	\$1,719,180	\$1,520,423	(\$198,757)	\$8,660,055	\$9,372,127	\$712,072	\$18,645,956	46.4%	\$1,609,116	\$8,069,463	\$590,592
Capital Outlay	15	101,238	96,952	(4,286)	649,827	664,671	14,844	1,434,130	45.3%	326,189	1,216,758	(566,931)
Debt Service	16	375,841	374,301	(1,540)	2,300,451	2,245,805	(54,646)	4,492,110	51.2%	425,330	2,264,995	35,456
Transfer to OPEB Trust Fund	17	-	-	-	75,000	75,000	-	75,000	100.0%	-	75,000	-
	18	\$2,196,259	\$1,991,676	(\$204,583)	\$11,685,333	\$12,357,603	\$672,270	\$24,647,196	47.4%	\$2,360,635	\$11,626,216	\$59,117
Equity/Deficit from Operations	19	(\$184,826)	\$113,449	(\$298,275)	\$1,067,757	\$446,371	\$621,386	\$679,385		(\$237,012)	\$1,298,235	(\$230,478)
Transfers and Fund Balance												
Transfer from Capital Projects	20	\$0	\$0	\$0	\$0	\$0	\$0	\$0	n/a	\$142,007	\$142,007	(\$142,007)
Transfer from Rate Stabilization	21	-	-	-	-	-	-	-	n/a	-	-	-
Appropriated Fund Balance	22	-	-	-	-	-	-	-	n/a	-	-	-
Transfer to Capital Projects	23	-	(50,000)	50,000	(350,000)	(300,000)	(50,000)	(600,000)	58.3%	-	(1,475,000)	1,125,000
Transfer to Designated Reserves	24	-	-	-	-	-	-	-	n/a	-	-	-
	25	\$0	(\$50,000)	\$50,000	(\$350,000)	(\$300,000)	(\$50,000)	(\$600,000)		\$142,007	(\$1,332,993)	\$982,993
Total Equity/Deficit	26	(\$184,826)	\$63,449	(\$248,275)	\$717,757	\$146,371	\$571,386	\$79,385		(\$95,005)	(\$34,758)	\$752,515

Note 1: Kgallons Billed - Wholesale and Rates and Charges - Wholesale represents sales to the Town of Grimesland.

Greenville Utilities Commission
Revenue and Expenses - Gas Fund
December 31, 2023

Line #	Current Fiscal Year						Prior Fiscal Year					
	December Actual	December Budget	Variance Favorable (Unfavorable)	YTD Actual	YTD Budget	Variance Favorable (Unfavorable)	Total Original Budget	% of Original Budget	December Actual	YTD Actual	Change Prior YTD to Current YTD	
Customer Demand:												
Number of Accounts	1	24,812							24,533			
CCFs Purchased	2	4,369,458	3,794,108	(575,350)	16,482,114	13,753,640	(2,728,474)	36,481,803	45.2%	4,705,205	16,495,225	(13,111)
CCFs Delivered to GUC	3	4,230,842	3,683,320	(547,522)	15,725,215	13,352,034	(2,373,181)	35,416,534	44.4%	4,575,536	15,836,471	(111,256)
CCFs Billed - Firm	4	2,205,494	2,058,028	147,466	6,054,626	6,004,649	49,977	18,368,764	33.0%	2,113,118	6,013,644	40,982
CCFs Billed - Interruptible	5	1,530,608	1,454,082	76,526	7,278,418	7,270,424	7,994	15,812,347	46.0%	1,417,262	7,099,220	179,198
CCFs Billed - Total	6	3,736,102	3,512,110	223,992	13,333,044	13,275,073	57,971	34,181,111	39.0%	3,530,380	13,112,864	220,180
Revenue:												
Rates & Charges - Retail	7	\$5,022,244	\$4,947,815	\$74,429	\$18,261,638	\$15,696,399	\$2,565,239	\$44,517,551	41.0%	\$6,715,351	\$21,815,849	(\$3,554,211)
Fees & Charges	8	15,383	13,896	1,487	88,593	99,067	(10,474)	182,000	48.7%	16,850	94,717	(6,124)
Miscellaneous	9	18,204	11,586	6,618	159,480	37,064	122,416	75,046	212.5%	98,280	196,238	(36,758)
Interest Income	10	25,592	5,299	20,293	225,667	35,218	190,449	100,000	225.7%	24,608	125,696	99,971
FEMA/Insurance Reimbursement	11	-	-	-	-	-	-	-	n/a	-	-	-
Bond Proceeds	12	-	-	-	-	-	-	-	n/a	-	-	-
	13	\$5,081,423	\$4,978,596	\$102,827	\$18,735,378	\$15,867,748	\$2,867,630	\$44,874,597	41.8%	\$6,855,089	\$22,232,500	(\$3,497,122)
Expenditures:												
Operations	14	\$1,288,598	\$1,070,951	(\$217,647)	\$6,386,057	\$6,729,066	\$343,009	\$13,587,224	47.0%	\$1,234,073	\$6,131,878	\$254,179
Purchased Gas	15	2,310,499	2,444,612	134,113	9,110,365	10,454,392	1,344,027	28,070,700	32.5%	4,569,465	15,271,936	(6,161,571)
Capital Outlay	16	162,300	185,651	23,351	810,873	1,170,809	359,936	2,546,400	31.8%	143,025	561,241	249,632
Debt Service	17	97,629	97,690	61	586,069	586,138	69	1,173,596	49.9%	97,325	589,592	(3,523)
City Turnover	18	159,949	144,714	(15,235)	959,694	868,284	(91,410)	1,736,566	55.3%	141,876	851,256	108,438
Transfer to OPEB Trust Fund	19	-	-	-	75,000	75,000	-	75,000	100.0%	-	75,000	-
	20	\$4,018,975	\$3,943,618	(\$75,357)	\$17,928,058	\$19,883,689	\$1,955,631	\$47,189,486	38.0%	\$6,185,764	\$23,480,903	(\$5,552,845)
Equity/Deficit from Operations	21	\$1,062,448	\$1,034,978	\$27,470	\$807,320	(\$4,015,941)	\$4,823,261	(\$2,314,889)		\$669,325	(\$1,248,403)	\$2,055,723
Transfers and Fund Balance												
Transfer from Capital Projects	22	\$0	\$0	\$0	\$0	\$0	\$0	\$0	n/a	\$107,597	\$107,597	(\$107,597)
Transfer from Rate Stabilization	23	-	200,000	(200,000)	-	1,200,000	(1,200,000)	2,400,000	0.0%	-	-	-
Appropriated Fund Balance	24	-	-	-	-	-	-	-	n/a	-	-	-
Transfer to Rate Stabilization	25	-	-	-	-	-	-	-	n/a	-	-	-
Transfer to Capital Projects	26	-	-	-	-	-	-	-	n/a	-	-	-
Transfer to Designated Reserves	27	-	-	-	-	-	-	-	n/a	-	-	-
	28	\$0	\$200,000	(\$200,000)	\$0	\$1,200,000	(\$1,200,000)	\$2,400,000		\$107,597	\$107,597	(\$107,597)
Total Equity/Deficit	29	\$1,062,448	\$1,234,978	(\$172,530)	\$807,320	(\$2,815,941)	\$3,623,261	\$85,111		\$776,922	(\$1,140,806)	\$1,948,126

Greenville Utilities Commission
Statement of Net Position
December 31, 2023

	Line #	Electric Fund	Water Fund	Sewer Fund	Gas Fund	Total
Assets						
Current assets:						
Cash and investments - Operating Funds	1	\$ 46,230,411	\$ 9,290,983	\$ 9,150,179	\$ 14,257,448	\$ 78,929,021
Cash and investments - Rate Stabilization Funds	2	16,459,644	-	-	4,880,930	21,340,574
Cash and investments - Capital Projects Funds ¹	3	(2,305,780)	10,778,288	9,705,990	3,925,482	22,103,980
Accounts receivable, net	4	17,670,110	2,602,206	2,680,730	5,687,380	28,640,426
Lease receivable	5	139,413	96,325	55,578	60,682	351,998
Due from other governments	6	2,286,300	581,715	642,129	330,340	3,840,484
Inventories	7	14,300,459	1,618,523	212,879	1,445,053	17,576,914
Prepaid expenses and deposits	8	1,313,240	260,740	253,222	243,996	2,071,198
Total current assets	9	<u>96,093,797</u>	<u>25,228,780</u>	<u>22,700,707</u>	<u>30,831,311</u>	<u>174,854,595</u>
Non-current assets:						
Restricted assets:						
Restricted cash and cash equivalents:						
Bond funds	10	7,714,878	155,387	220,168	86,370	8,176,803
System development fees	11	-	1,777,458	1,395,515	-	3,172,973
Total restricted cash and cash equivalents	12	<u>7,714,878</u>	<u>1,932,845</u>	<u>1,615,683</u>	<u>86,370</u>	<u>11,349,776</u>
Total restricted assets	13	<u>7,714,878</u>	<u>1,932,845</u>	<u>1,615,683</u>	<u>86,370</u>	<u>11,349,776</u>
Notes receivable	14	-	61,777	-	-	61,777
Lease receivable, non-current	15	1,074,493	654,455	313,716	627,603	2,670,267
Capital assets:						
Land, easements and construction in progress	16	24,551,512	6,252,966	13,983,342	5,571,098	50,358,918
Right to use leased assets, net of amortization	17	53,906	82,227	36,142	27,407	199,682
Right to use subscription assets, net of amortization	18	350,789	23,562	23,562	45,377	443,290
Other capital assets, net of depreciation	19	144,255,909	143,481,852	157,598,900	50,105,279	495,441,940
Total capital assets	20	<u>169,212,116</u>	<u>149,840,607</u>	<u>171,641,946</u>	<u>55,749,161</u>	<u>546,443,830</u>
Total non-current assets	21	<u>178,001,487</u>	<u>152,489,684</u>	<u>173,571,345</u>	<u>56,463,134</u>	<u>560,525,650</u>
Total assets	22	<u>274,095,284</u>	<u>177,718,464</u>	<u>196,272,052</u>	<u>87,294,445</u>	<u>735,380,245</u>
Deferred Outflows of Resources						
Pension deferrals	23	6,445,377	3,458,496	3,301,292	2,515,272	15,720,437
OPEB deferrals	24	3,726,981	1,999,845	1,908,944	1,454,432	9,090,202
Unamortized bond refunding charges	25	186,956	369,585	341,690	24,411	922,642
Total deferred outflows of resources	26	<u>10,359,314</u>	<u>5,827,926</u>	<u>5,551,926</u>	<u>3,994,115</u>	<u>25,733,281</u>
Liabilities						
Current liabilities:						
Accounts payable and accrued expenses	27	12,222,989	1,083,435	952,011	3,344,902	17,603,337
Customer deposits	28	4,998,978	1,121,646	2,129	659,788	6,782,541
Accrued interest payable	29	788,800	399,498	392,425	213,342	1,794,065
Due to other governments	30	1,484	450	371	344	2,649
Current portion of compensated absences	31	936,312	481,900	462,868	423,999	2,305,079
Current portion of long-term leases	32	34,788	66,932	21,598	15,085	138,403
Current portion of long-term subscriptions	33	149,836	11,071	11,071	20,322	192,300
Current maturities of long-term debt	34	1,228,377	2,995,796	2,569,357	359,192	7,152,722
Total current liabilities	35	<u>20,361,564</u>	<u>6,160,728</u>	<u>4,411,830</u>	<u>5,036,974</u>	<u>35,971,096</u>
Non-current liabilities						
Compensated absences	36	350,602	160,448	178,275	184,890	874,215
Long-term leases, excluding current portion	37	26,396	70,381	21,593	16,264	134,634
Long-term subscriptions, excluding current portion	38	283,715	17,732	17,732	35,464	354,643
Long-term debt, excluding current portion	39	75,356,166	63,112,891	45,698,085	17,770,656	201,937,798
Net OPEB liability	40	13,905,583	7,461,534	7,122,375	5,426,570	33,916,062
Net pension liability	41	9,718,237	5,214,665	4,977,635	3,792,486	23,703,023
Total non current liabilities	42	<u>99,640,699</u>	<u>76,037,651</u>	<u>58,015,695</u>	<u>27,226,330</u>	<u>260,920,375</u>
Total liabilities	43	<u>120,002,263</u>	<u>82,198,379</u>	<u>62,427,525</u>	<u>32,263,304</u>	<u>296,891,471</u>
Deferred Inflows of Resources						
Leases	44	1,206,250	760,358	357,757	671,264	2,995,629
Pension deferrals	45	134,291	72,058	68,783	52,406	327,538
OPEB deferrals	46	6,228,697	3,342,227	3,190,306	2,430,712	15,191,942
Total deferred inflows of resources	47	<u>7,569,238</u>	<u>4,174,643</u>	<u>3,616,846</u>	<u>3,154,382</u>	<u>18,515,109</u>
Net Position						
Net investment in capital assets	48	100,529,407	84,256,892	123,936,362	37,730,094	346,452,755
Unrestricted	49	56,353,690	12,916,476	11,843,245	18,140,780	99,254,191
Total net position	50	<u>\$ 156,883,097</u>	<u>\$ 97,173,368</u>	<u>\$ 135,779,607</u>	<u>\$ 55,870,874</u>	<u>\$ 445,706,946</u>

¹ Negative cash balances in the Capital Projects funds reflect reimbursements due from revenue bonds, SRF loans and grants.

Greenville Utilities Commission
Statement of Revenues, Expenses and Changes in Fund Net Position
December 31, 2023

	Line #	Major Funds				Total
		Electric Fund	Water Fund	Sewer Fund	Gas Fund	
Operating revenues:						
Charges for services	1	\$ 14,603,984	\$ 2,215,847	\$ 1,974,668	\$ 5,037,627	\$ 23,832,126
Other operating revenues	2	35,357	5,368	4,732	2,272	47,729
Total operating revenues	3	14,639,341	2,221,215	1,979,400	5,039,899	23,879,855
Operating expenses:						
Administration and general	4	1,381,298	538,460	530,678	503,086	2,953,522
Operations and maintenance	5	2,037,439	1,347,661	1,188,506	785,512	5,359,118
Purchased power and gas	6	9,777,527	-	-	2,310,499	12,088,026
Depreciation and amortization	7	1,119,492	537,488	664,356	236,403	2,557,739
Total operating expenses	8	14,315,756	2,423,609	2,383,540	3,835,500	22,958,405
Operating income (loss)	9	323,585	(202,394)	(404,140)	1,204,399	921,450
Non-operating revenues (expenses):						
Interest income	10	153,257	40,090	37,881	42,837	274,065
Debt interest expense and service charges	11	(251,090)	(100,644)	(150,484)	(56,890)	(559,108)
Other nonoperating revenues	12	(64,478)	147,945	191,808	15,931	291,206
Other nonoperating expenses	13	-	-	-	-	-
Net nonoperating revenues	14	(162,311)	87,391	79,205	1,878	6,163
Income before contributions and transfers	15	161,274	(115,003)	(324,935)	1,206,277	927,613
Contributions and transfers:						
Capital contributions	16	-	563,117	122,675	-	685,792
Transfer to City of Greenville, General Fund	17	(440,434)	-	-	(159,949)	(600,383)
Transfer to City of Greenville, street light reimbursement	18	(88,324)	-	-	-	(88,324)
Total contributions and transfers	19	(528,758)	563,117	122,675	(159,949)	(2,915)
Changes in net position	20	(367,484)	448,114	(202,260)	1,046,328	924,698
Net position, beginning of month	21	157,250,581	96,725,254	135,981,867	54,824,546	444,782,248
Net position, end of month	22	\$ 156,883,097	\$ 97,173,368	\$ 135,779,607	\$ 55,870,874	\$ 445,706,946

Greenville Utilities Commission
Statement of Revenues, Expenses and Changes in Fund Net Position
Fiscal Year to Date
December 31, 2023

Line #	Major Funds				Total	Last Year	
	Electric Fund	Water Fund	Sewer Fund	Gas Fund			
Operating revenues:							
Charges for services	1	\$ 91,862,130	\$ 13,537,345	\$ 12,512,709	\$ 18,350,231	\$ 136,262,415	\$ 138,426,843
Other operating revenues	2	273,003	37,063	38,918	14,087	363,071	354,121
Total operating revenues	3	92,135,133	13,574,408	12,551,627	18,364,318	136,625,486	138,780,964
Operating expenses:							
Administration and general	4	7,438,056	2,652,779	2,609,075	2,509,330	15,209,240	14,105,349
Operations and maintenance	5	10,343,825	7,005,424	6,125,983	3,951,728	27,426,960	25,515,807
Purchased power and gas	6	65,966,154	-	-	9,110,365	75,076,519	81,239,695
Depreciation and amortization	7	6,480,380	3,218,019	3,952,118	1,381,354	15,031,871	13,583,784
Total operating expenses	8	90,228,415	12,876,222	12,687,176	16,952,777	132,744,590	134,444,635
Operating income (Loss)	9	1,906,718	698,186	(135,549)	1,411,541	3,880,896	4,336,329
Non-operating revenues (expenses):							
Interest income	10	1,213,204	329,428	304,145	371,079	2,217,856	1,229,918
Unrealized gain (loss) on investments	11	-	-	-	-	-	-
Debt interest expense and service charges	12	(1,507,112)	(606,971)	(948,309)	(341,635)	(3,404,027)	(3,153,294)
Other nonoperating revenues	13	1,593,055	438,922	493,382	145,392	2,670,751	1,558,124
Other nonoperating expenses	14	-	-	-	-	-	(28)
Net nonoperating revenues	15	1,299,147	161,379	(150,782)	174,836	1,484,580	(365,280)
Income before contributions and transfers	16	3,205,865	859,565	(286,331)	1,586,377	5,365,476	3,971,049
Contributions and transfers:							
Capital contributions	17	-	761,026	329,333	-	1,090,359	3,922,165
Transfer to City of Greenville, General Fund	18	(2,642,604)	-	-	(959,694)	(3,602,298)	(3,029,682)
Transfer to City of Greenville, street light reimbursement	19	(527,236)	-	-	-	(527,236)	(507,765)
Total contributions and transfers	20	(3,169,840)	761,026	329,333	(959,694)	(3,039,175)	384,718
Changes in net position	21	36,025	1,620,591	43,002	626,683	2,326,301	4,355,767
Beginning net position	22	156,847,072	95,552,777	135,736,605	55,244,191	443,380,645	441,531,280
Ending net position	23	\$ 156,883,097	\$ 97,173,368	\$ 135,779,607	\$ 55,870,874	\$ 445,706,946	\$ 445,887,047

¹ Other, nonoperating revenues include miscellaneous non-operating revenue and capital projects revenue.

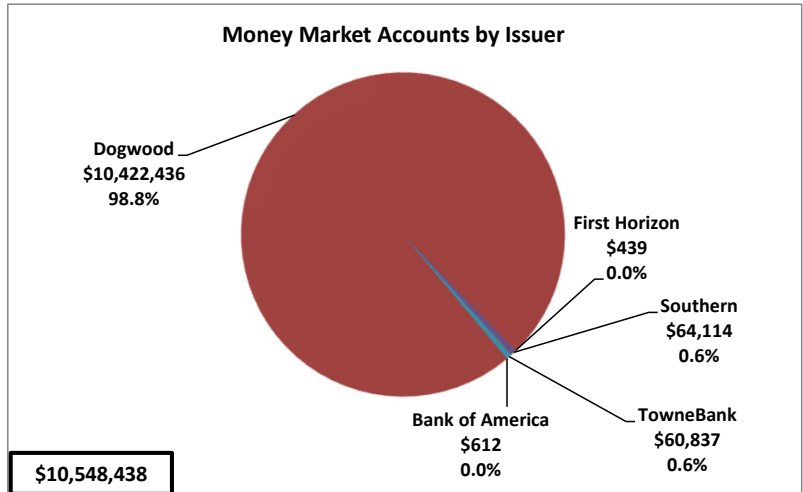
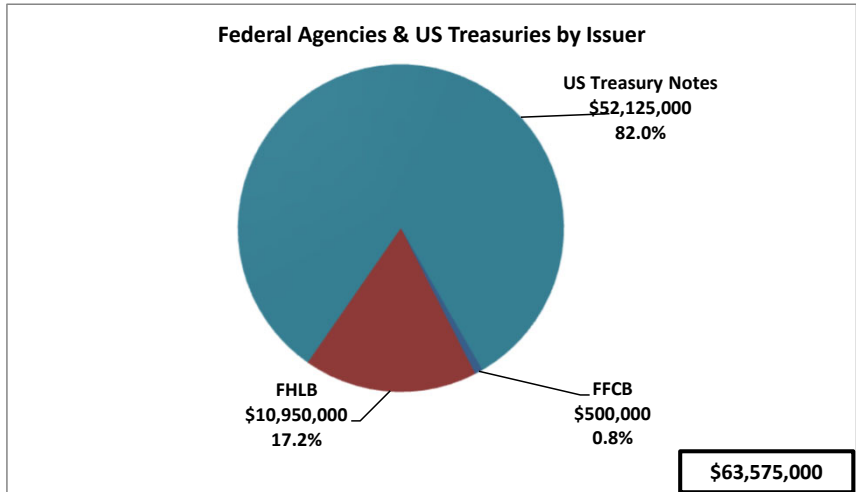
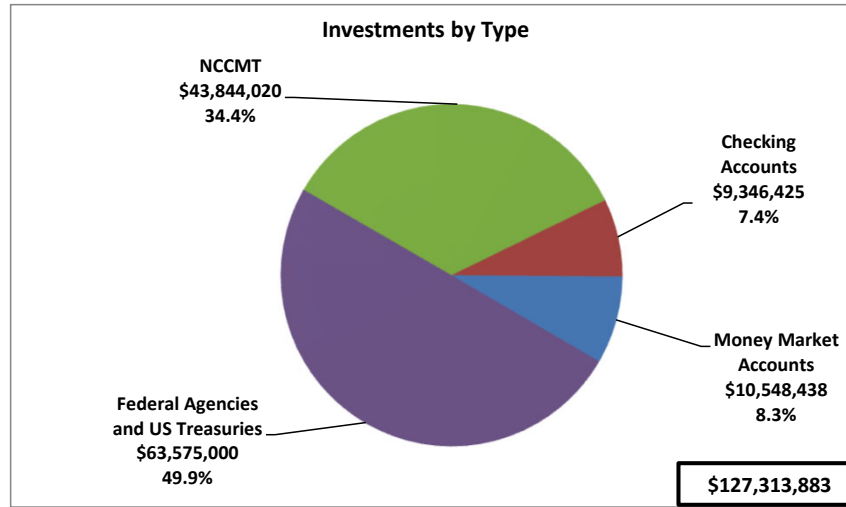
Greenville Utilities Commission
Statement of Cash Flows
Fiscal Year to Date
December 31, 2023

	Line #	Electric	Water	Sewer	Gas	Total	Last Year
Sources:							
Operating income	1	\$ 1,906,718	\$ 698,186	\$ (135,549)	\$ 1,411,541	\$ 3,880,896	\$ 4,336,329
Depreciation and amortization	2	6,480,380	3,218,019	3,952,118	1,381,354	15,031,871	13,583,784
Changes in working capital	3	(3,490,350)	49,399	(297,235)	(1,736,695)	(5,474,881)	(845,144)
Interest earned	4	721,372	125,844	121,963	225,667	1,194,846	722,364
Cash received from Bethel	5	-	-	-	-	-	-
FEMA/insurance reimbursement	6	47,783	-	-	-	47,783	-
Transfer from rate stabilization	7	3,250,000	-	-	-	3,250,000	-
Transfer from capital projects	8	-	-	-	-	-	366,390
Proceeds from debt issuance	9	-	-	-	-	-	375,396
Subtotal	10	8,915,903	4,091,448	3,641,297	1,281,867	17,930,515	18,539,119
Uses:							
City Turnover	11	(2,642,604)	-	-	(959,694)	(3,602,298)	(3,029,682)
City Street Light reimbursement	12	(527,236)	-	-	-	(527,236)	(507,765)
Debt service payments	13	(2,051,399)	(640,693)	(1,039,920)	(472,931)	(4,204,943)	(3,766,877)
Debt issuance costs	14	-	-	(45,000)	-	(45,000)	(333,179)
Other nonoperating expenses	15	-	-	-	-	-	(28)
Capital outlay expenditures	16	(7,027,428)	(1,092,053)	(649,827)	(810,873)	(9,580,181)	(7,883,003)
Transfers to Rate Stabilization Fund	17	-	-	-	-	-	-
Transfers to Capital Projects Fund	18	-	(550,000)	(350,000)	-	(900,000)	(3,500,000)
Subtotal	19	(12,248,667)	(2,282,746)	(2,084,747)	(2,243,498)	(18,859,658)	(19,020,534)
Net increase (decrease) - operating cash	20	(3,332,764)	1,808,702	1,556,550	(961,631)	(929,143)	(481,415)
Rate stabilization funds							
Transfers from Operating Fund	21	-	-	-	-	-	-
Interest earnings	22	295,196	-	-	72,791	367,987	245,741
Transfers to Operating Fund	23	(3,250,000)	-	-	-	(3,250,000)	-
Net increase (decrease) - rate stabilization fund	24	(2,954,804)	-	-	72,791	(2,882,013)	245,741
Capital projects funds							
Proceeds from debt issuance	25	-	-	-	-	-	28,669,980
Contributions/grants	26	-	529,847	-	-	529,847	123,430
Interest earnings	27	196,635	181,374	156,686	72,621	607,316	248,773
Transfers from Operating Fund	28	-	550,000	350,000	-	900,000	3,500,000
Transfers from Capital Reserve Funds	29	-	500,000	1,200,000	-	1,700,000	-
Changes in working capital	30	(233,912)	(10,297)	(10,339)	(18,326)	(272,874)	72,483
Capital Projects expenditures	31	(4,606,744)	(3,706,953)	(2,618,613)	(1,360,647)	(12,292,957)	(14,088,970)
Net increase (decrease) - capital projects	32	(4,644,021)	(1,956,029)	(922,266)	(1,306,352)	(8,828,668)	18,525,696
Capital reserves funds							
System development fees	33	-	320,854	350,982	-	671,836	340,551
Interest earnings	34	-	22,209	25,496	-	47,705	13,040
Transfers to Capital Projects Fund	35	-	(500,000)	(1,200,000)	-	(1,700,000)	-
Transfers to Operating Fund	36	-	-	-	-	-	-
Net increase (decrease) - capital reserves	37	-	(156,937)	(823,522)	-	(980,459)	353,591
Net increase (decrease) in cash and investments	38	(10,931,589)	(304,264)	(189,238)	(2,195,192)	(13,620,283)	18,643,613
Cash and investments and revenue bond proceeds, beginning	39	\$ 79,030,742	\$ 22,306,380	\$ 20,661,090	\$ 25,345,422	\$ 147,343,634	\$ 144,698,125
Cash and investments and revenue bond proceeds, ending	40	\$ 68,099,153	\$ 22,002,116	\$ 20,471,852	\$ 23,150,230	\$ 133,723,351	\$ 163,341,738

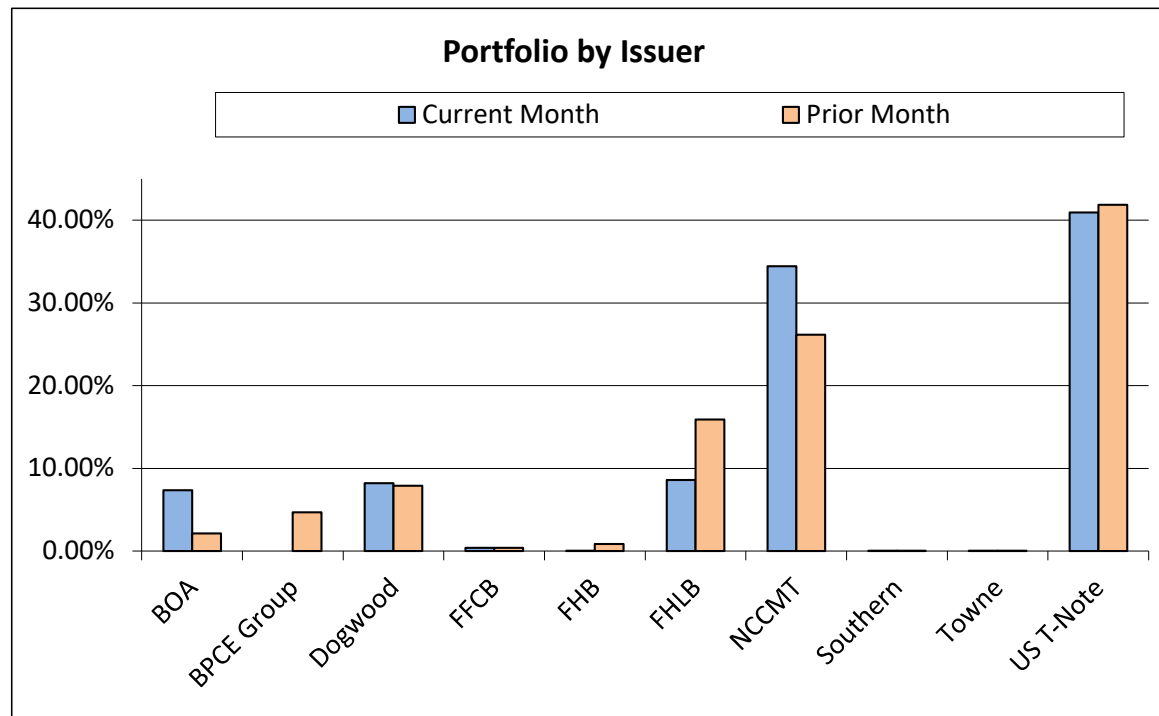
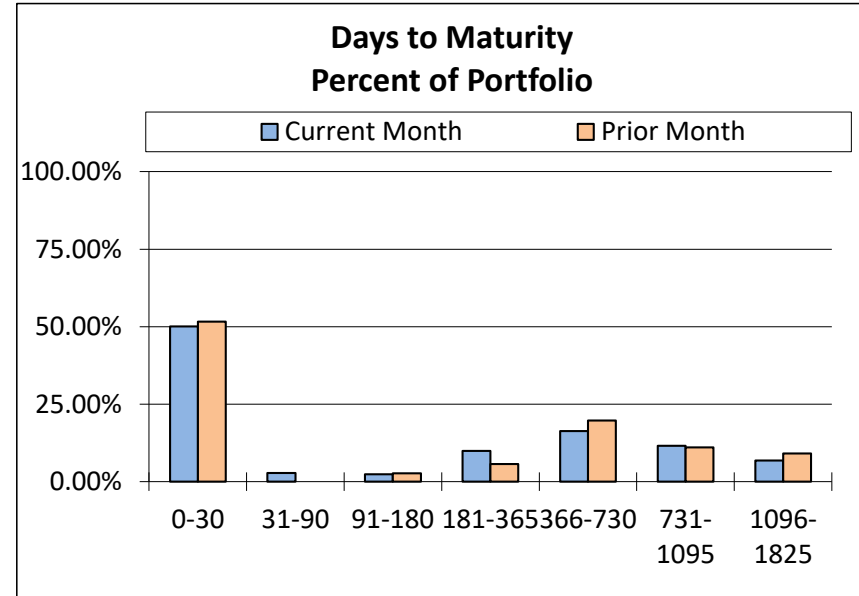
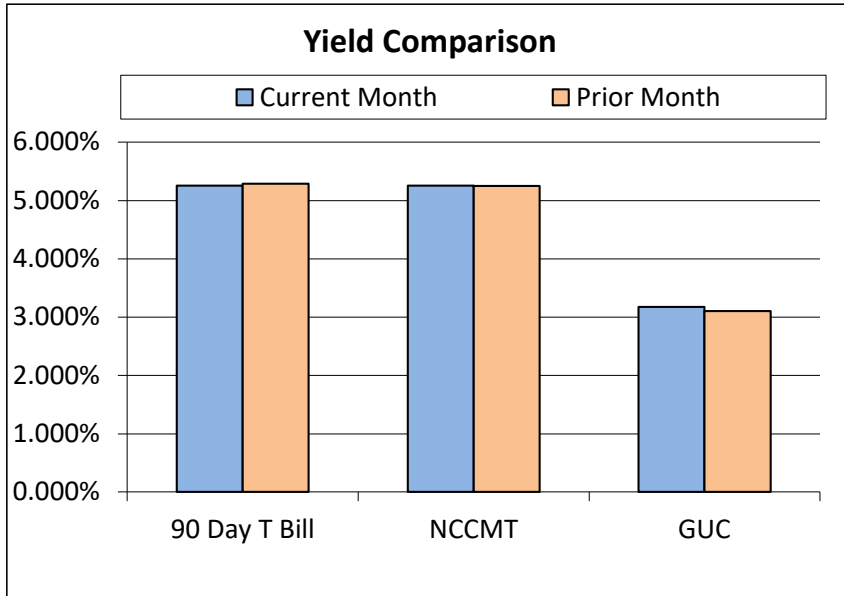
**Capital Projects Summary Report
December 31, 2023**

Project #	Project Name	Original Budget	Board Approval	Current			% of		Available Budget	Estimated Completion Date	
				Approved Budget	Current Month Expenditures	Year To Date Expenditures	Project To Date Expenditures	Budget Expended			Encumbrances
FCP10072	New Operations Center Phase 2	4,000,000	6/9/2016	52,550,000	-	-	51,209,435	97.4%	1,145,901	194,664	7/31/2024
FCP10210	New Operations Center Building 1	2,000,000	5/19/2022	2,000,000	-	-	-	0.0%	-	2,000,000	12/31/2028
ICP10189	Asset Management Software	3,100,000	6/10/2021	3,100,000	284,765	637,059	860,905	27.8%	813,570	1,425,525	3/30/2024
ICP10211	Customer Care & Billing Software Upgrade	4,500,000	5/19/2022	4,500,000	118,420	511,640	2,412,280	53.6%	831,640	1,256,080	4/16/2024
Total Shared Capital Projects		\$ 13,600,000		\$ 62,150,000	\$ 403,185	\$ 1,148,699	\$ 54,482,620	87.7%	\$ 2,791,111	\$ 4,876,269	
ECP10168	POD #3 to Simpson Substation 115 kV Transmission Loop	300,000	6/9/2016	6,600,000	-	13,932	366,528	5.6%	526,631	5,706,841	6/30/2027
ECP10218	Mt. Pleasant to Wellcome 115 kV Transmission	8,892,000	6/11/2020	12,692,000	290,301	3,377,837	6,507,281	51.3%	5,758,204	426,515	6/30/2024
ECP10219	Peak Shaving Generator(s) Replacement	6,000,000	6/11/2020	15,500,000	-	-	2,652,175	17.1%	3,915,400	8,932,425	6/30/2027
ECP10220	Transmission Structure Replacement(s)	2,000,000	6/11/2020	5,292,000	81	317,024	2,868,912	54.2%	753,261	1,669,827	6/30/2025
ECP10244	Hudson's Crossroads	4,000,000	6/8/2023	4,000,000	-	-	-	0.0%	-	4,000,000	6/30/2025
ECP10248	POD Transformer Replacement	4,250,000	6/8/2023	5,000,000	-	-	-	0.0%	-	5,000,000	6/30/2027
ECP10261	Community Solar Project	1,500,000	10/19/2023	1,500,000	-	-	-	0.0%	-	1,500,000	9/30/2025
Total Electric Capital Projects		\$ 26,942,000		\$ 50,584,000	\$ 290,382	\$ 3,708,793	\$ 12,394,896	24.5%	\$ 10,953,496	\$ 27,235,608	
WCP-117	WTP Upgrade Phase I	1,900,000	6/12/2014	55,000,000	102,256	2,352,677	52,351,729	95.2%	1,661,037	987,234	6/30/2024
WCP-124	Residual Lagoon Improvements	1,250,000	6/11/2015	1,750,000	-	-	1,223,630	69.9%	-	526,370	6/30/2026
WCP10030	Water Distribution System Improvements	500,000	6/14/2018	6,250,000	11,050	34,256	110,504	1.8%	-	6,139,496	6/30/2028
WCP10033	Water Treatment Plant Riverbank Stabilization	1,500,000	6/11/2020	1,500,000	10,818	9,100	584,991	39.0%	109,268	805,741	6/30/2024
WCP10035	Bethel Water System Improvements	1,367,000	4/19/2021	1,867,000	288,201	1,122,874	1,366,269	73.2%	321,503	179,228	6/30/2024
WCP10036	Elm Street Water Main Relocations	375,000	6/10/2021	575,000	-	-	-	0.0%	-	575,000	1/1/2028
WCP10037	NCDOT Memorial Drive Bridge Water Main Relocation	300,000	12/16/2021	300,000	-	-	-	0.0%	-	300,000	1/1/2025
WCP10039	Water Main Rehab Phase III	6,000,000	10/20/2022	6,000,000	19,222	66,905	116,238	1.9%	250,000	5,633,762	12/31/2024
WCP10040	WTP Lab Upgrades	1,000,000	6/8/2023	1,000,000	-	-	-	0.0%	-	1,000,000	6/30/2025
Total Water Capital Projects		\$ 14,192,000		\$ 74,242,000	\$ 431,547	\$ 3,585,812	\$ 55,753,361	75.1%	\$ 2,341,808	\$ 16,146,831	
SCP10221	Southeast Sewer Service Area Project	2,500,000	6/8/2017	7,000,000	31,973	2,017,640	3,238,146	46.3%	2,932,868	828,986	6/30/2024
SCP10230	Forlines Pump Station Expansion	250,000	6/14/2018	2,450,000	-	100,405	2,031,653	82.9%	217,088	201,259	6/30/2024
SCP10233	WWTP Headworks Improvements	2,500,000	6/13/2019	4,640,660	-	98,914	4,600,234	99.1%	7,136	33,290	12/31/2023
SCP10235	Duplex Pump Station Improvements	500,000	6/13/2019	500,000	-	-	492,841	98.6%	-	7,159	6/30/2024
SCP10238	WWTP Clarifier Replacement Project	6,000,000	8/19/2019	12,600,000	-	129,574	943,313	7.5%	77,547	11,579,140	6/1/2025
SCP10241	Bethel Wastewater System Improvements	3,000,000	4/19/2021	5,224,000	1,531	22,334	245,836	4.7%	4,728,440	249,724	6/30/2024
SCP10242	Sewer System Impr. for Industry and Commercial	656,000	6/10/2021	656,000	-	-	189,415	28.9%	-	466,585	6/30/2024
SCP10243	Elm Street Sewer Pipeline Relocations	325,000	6/10/2021	550,000	-	-	-	0.0%	-	550,000	6/30/2024
SCP10244	Sewer System Extensions Phase I	3,244,000	6/10/2021	3,244,000	59,730	99,736	129,252	4.0%	6,152	3,108,596	6/30/2025
SCP10245	Frog Level Pump Station Improvements	1,500,000	5/19/2022	1,500,000	-	28,870	109,380	7.3%	1,325,000	65,620	6/1/2024
Total Sewer Capital Projects		\$ 20,475,000		\$ 38,364,660	\$ 93,234	\$ 2,497,473	\$ 11,980,070	31.2%	\$ 9,294,231	\$ 17,090,359	
GCP-92	LNG Expansion Project	1,000,000	6/11/2015	15,000,000	203,588	610,765	1,509,942	10.1%	5,772,368	7,717,690	11/30/2025
GCP10099	High-Pressure Multiple Gas Facilities Relocation	9,500,000	6/8/2017	5,200,000	-	142,118	1,069,635	20.6%	96,712	4,033,653	12/30/2024
GCP10101	Firetower Road Widening	1,300,000	6/8/2017	1,300,000	-	-	-	0.0%	-	1,300,000	6/30/2030
GCP10108	Allen Road Widening (NCDOT U-5875)	1,000,000	6/13/2019	1,000,000	-	-	-	0.0%	-	1,000,000	6/30/2026
GCP10113	Evans Street Widening (NCDOT U-2817)	136,000	6/11/2020	136,000	-	-	-	0.0%	-	136,000	6/30/2028
GCP10114	14th Street Widening (NCDOT U-5917)	57,000	6/11/2020	100,000	-	-	-	0.0%	-	100,000	6/30/2030
GCP10124	Gas System Improvements for Industry and Commercial	1,500,000	6/8/2023	1,500,000	-	428,608	428,608	28.6%	34,002	1,037,390	6/30/2025
Total Gas Capital Projects		\$ 14,493,000		\$ 24,236,000	\$ 203,588	\$ 1,181,491	\$ 3,008,185	12.4%	\$ 5,903,082	\$ 15,324,733	
Grand Total Capital Projects		\$ 89,702,000		\$ 249,576,660	\$ 1,421,936	\$ 12,122,268	\$ 137,619,132	55.1%	\$ 31,283,728	\$ 80,673,800	

**Investment Portfolio Diversification
December 31, 2023**



**Cash and Investment Report
December 31, 2023**



**GUC Investments Portfolio
Summary by Issuer
December 31, 2023**

Issuer	Number of Investments	Par Value	Remaining Cost	% of Portfolio	Average YTM 365	Average Days to Maturity
Bank of America	2	9,347,036.48	9,347,036.48	7.47	0.000	1
Dogwood State Bank	1	10,422,435.51	10,422,435.51	8.33	5.350	1
Federal Farm Credit Bank	1	500,000.00	500,000.00	0.40	0.370	74
First Horizon Bank	2	439.33	439.33	0.00	4.750	1
Federal Home Loan Bank	3	10,950,000.00	10,891,250.00	8.71	1.046	450
N C Capital Management Trust	2	43,844,020.08	43,844,020.08	35.05	5.170	1
Southern Bank & Trust Co.	1	64,113.61	64,113.61	0.05	0.400	1
US Treasury Note	40	52,125,000.00	49,950,597.37	39.93	2.067	676
TowneBank	1	60,837.23	60,837.23	0.05	0.150	1
Total and Average	53	127,313,882.24	125,080,729.61	100.00	3.176	310

**GUC Investments Portfolio
Portfolio Management
Portfolio Details - Investments
December 31, 2023**

CUSIP	Investment #	Issuer	Average Balance	Purchase Date	Par Value	Market Value	Book Value	Stated Rate	YTM 360	YTM 365	Days to Maturity	Maturity Date
NC Capital Management Trust												
SYS33	33	N C Capital Management Trust			43,798,731.63	43,798,731.63	43,798,731.63	5.170	5.099	5.170	1	
SYS988	988	N C Capital Management Trust			45,288.45	45,288.45	45,288.45	5.170	5.099	5.170	1	
Subtotal and Average			41,674,752.06		43,844,020.08	43,844,020.08	43,844,020.08		5.099	5.170	1	
Passbook/Checking Accounts												
SYS735	735	Bank of America			9,346,424.51	9,346,424.51	9,346,424.51		0.000	0.000	1	
SYS974	974	First Horizon Bank		07/01/2023	0.00	0.00	0.00		0.000	0.000	1	
Subtotal and Average			3,474,567.99		9,346,424.51	9,346,424.51	9,346,424.51		0.000	0.000	1	
Money Market Accounts												
SYS733	733	Bank of America			611.97	611.97	611.97	2.730	2.693	2.730	1	
SYS1125	1125	Dogwood State Bank			10,422,435.51	10,422,435.51	10,422,435.51	5.350	5.277	5.350	1	
SYS975	975	First Horizon Bank			439.33	439.33	439.33	4.750	4.685	4.750	1	
SYS917	917	Southern Bank & Trust Co.			64,113.61	64,113.61	64,113.61	0.400	0.395	0.400	1	
SYS1032	1032	TowneBank			60,837.23	60,837.23	60,837.23	0.150	0.148	0.150	1	
Subtotal and Average			10,774,318.20		10,548,437.65	10,548,437.65	10,548,437.65		5.217	5.290	1	
Federal Agency Coupon Securities												
3133EMTD4	1140	Federal Farm Credit Bank		03/15/2021	500,000.00	494,819.31	500,000.00	0.370	0.365	0.370	74	03/15/2024
3130AMQK1	1144	Federal Home Loan Bank		06/17/2021	950,000.00	881,472.79	950,000.00	1.050	0.925	0.938	897	06/16/2026
3130ANX96	1152	Federal Home Loan Bank		12/03/2021	5,000,000.00	4,776,397.35	4,941,250.00	0.600	0.947	0.960	452	03/28/2025
3130AQ5R0	1154	Federal Home Loan Bank		12/30/2021	5,000,000.00	4,818,570.95	5,000,000.00	1.150	1.134	1.150	364	12/30/2024
Subtotal and Average			18,971,895.16		11,450,000.00	10,971,260.40	11,391,250.00		1.002	1.016	434	
Treasury Coupon Securities												
91282CCG4	1146	US Treasury Note		06/18/2021	2,500,000.00	2,445,475.00	2,487,890.63	0.250	0.407	0.413	166	06/15/2024
91282CBR1	1149	US Treasury Note		07/01/2021	2,500,000.00	2,475,125.00	2,490,332.03	0.250	0.388	0.394	74	03/15/2024
91282CCX7	1150	US Treasury Note		10/01/2021	4,400,000.00	4,261,268.00	4,378,515.59	0.375	0.534	0.542	258	09/15/2024
91282CCZ2	1159	US Treasury Note		12/17/2021	2,300,000.00	2,112,826.00	2,267,476.55	0.875	1.164	1.180	1,003	09/30/2026
912828YX2	1160	US Treasury Note		12/17/2021	2,300,000.00	2,155,215.00	2,363,699.21	1.750	1.166	1.182	1,095	12/31/2026
91282CAM3	1161	US Treasury Note		01/03/2022	2,150,000.00	2,002,574.50	2,083,316.41	0.250	1.084	1.099	638	09/30/2025
91282CBC4	1162	US Treasury Note		01/03/2022	2,150,000.00	1,992,792.00	2,085,332.04	0.375	1.132	1.148	730	12/31/2025
91282CBT7	1163	US Treasury Note		01/03/2022	2,150,000.00	1,995,049.50	2,110,695.31	0.750	1.177	1.193	820	03/31/2026
91282CCJ8	1164	US Treasury Note		01/03/2022	2,150,000.00	1,988,470.50	2,117,414.06	0.875	1.206	1.223	911	06/30/2026
912828YY0	1167	US Treasury Note		01/03/2022	2,150,000.00	2,086,661.00	2,200,306.64	1.750	0.942	0.955	365	12/31/2024
912828ZF0	1168	US Treasury Note		01/03/2022	2,150,000.00	2,044,564.00	2,115,818.36	0.500	0.986	1.000	455	03/31/2025
912828ZW3	1169	US Treasury Note		01/03/2022	2,150,000.00	2,019,753.00	2,090,371.09	0.250	1.047	1.061	546	06/30/2025
91282CDQ1	1172	US Treasury Note		01/18/2022	150,000.00	138,478.50	148,107.42	1.250	1.495	1.515	1,095	12/31/2026

Portfolio GU
CP

PM (PRF_PM2) 7.3.11

Report Ver. 7.3.11

**GUC Investments Portfolio
Portfolio Management
Portfolio Details - Investments
December 31, 2023**

CUSIP	Investment #	Issuer	Average Balance	Purchase Date	Par Value	Market Value	Book Value	Stated Rate	YTM 360	YTM 365	Days to Maturity	Maturity Date
Treasury Coupon Securities												
912828ZE3	1179	US Treasury Note		04/01/2022	4,600,000.00	4,135,170.00	4,215,109.35	0.625	2.379	2.412	1,185	03/31/2027
91282CAM3	1181	US Treasury Note		07/01/2022	205,000.00	190,943.15	187,222.66	0.250	3.033	3.075	638	09/30/2025
91282CBC4	1182	US Treasury Note		07/01/2022	205,000.00	190,010.40	186,750.19	0.375	3.037	3.080	730	12/31/2025
91282CBT7	1183	US Treasury Note		07/01/2022	205,000.00	190,225.65	188,199.61	0.750	3.039	3.081	820	03/31/2026
91282CCJ8	1184	US Treasury Note		07/01/2022	205,000.00	189,598.35	188,119.53	0.875	3.038	3.080	911	06/30/2026
912828ZV5	1185	US Treasury Note		07/01/2022	4,100,000.00	3,642,522.00	3,612,644.52	0.500	3.043	3.085	1,276	06/30/2027
91282CAM3	1188	US Treasury Note		09/12/2022	515,000.00	479,686.45	466,658.40	0.250	3.475	3.524	638	09/30/2025
91282CBC4	1189	US Treasury Note		09/12/2022	515,000.00	477,343.20	464,787.50	0.375	3.484	3.532	730	12/31/2025
91282CBT7	1190	US Treasury Note		09/12/2022	515,000.00	477,883.95	467,925.78	0.750	3.464	3.512	820	03/31/2026
91282CCJ8	1191	US Treasury Note		09/12/2022	515,000.00	476,308.05	467,523.44	0.875	3.439	3.487	911	06/30/2026
91282CCZ2	1192	US Treasury Note		09/12/2022	570,000.00	523,613.40	514,692.19	0.875	3.416	3.464	1,003	09/30/2026
912828YX2	1193	US Treasury Note		09/12/2022	570,000.00	534,118.50	532,304.30	1.750	3.370	3.417	1,095	12/31/2026
912828ZF0	1194	US Treasury Note		09/12/2022	720,000.00	684,691.20	667,518.75	0.500	3.466	3.514	455	03/31/2025
912828ZW3	1195	US Treasury Note		09/12/2022	720,000.00	676,382.40	657,900.00	0.250	3.464	3.512	546	06/30/2025
91282CBR1	1204	US Treasury Note		12/16/2022	565,000.00	559,378.25	535,469.92	0.250	4.552	4.615	74	03/15/2024
91282CCG4	1205	US Treasury Note		12/16/2022	565,000.00	552,677.35	530,437.89	0.250	4.460	4.521	166	06/15/2024
91282CAM3	1206	US Treasury Note		12/19/2022	235,000.00	218,886.05	212,353.71	0.250	3.890	3.944	638	09/30/2025
91282CBT7	1207	US Treasury Note		12/19/2022	235,000.00	218,063.55	212,353.71	0.750	3.855	3.908	820	03/31/2026
912828ZW3	1208	US Treasury Note		12/19/2022	235,000.00	220,763.70	213,905.08	0.250	3.958	4.013	546	06/30/2025
912828ZF0	1209	US Treasury Note		12/19/2022	235,000.00	223,475.60	216,732.42	0.500	4.049	4.106	455	03/31/2025
91282CBC4	1210	US Treasury Note		12/20/2022	235,000.00	217,816.80	211,545.90	0.375	3.846	3.899	730	12/31/2025
91282CCJ8	1211	US Treasury Note		12/20/2022	235,000.00	217,344.45	211,977.34	0.875	3.818	3.871	911	06/30/2026
91282CCZ2	1212	US Treasury Note		12/20/2022	235,000.00	215,875.70	210,728.91	0.875	3.785	3.838	1,003	09/30/2026
91282CDQ1	1213	US Treasury Note		12/20/2022	235,000.00	216,949.65	212,785.16	1.250	3.750	3.802	1,095	12/31/2026
91282CBT7	1228	US Treasury Note		03/16/2023	1,255,000.00	1,164,552.15	1,146,413.08	0.750	3.737	3.789	820	03/31/2026
912828YY0	1234	US Treasury Note		07/03/2023	1,125,000.00	1,091,857.50	1,070,244.14	1.750	5.111	5.182	365	12/31/2024
91282CED9	1235	US Treasury Note		10/04/2023	3,375,000.00	3,261,633.75	3,209,018.55	1.750	5.251	5.324	439	03/15/2025
Subtotal and Average			52,921,237.15		52,125,000.00	48,966,023.20	49,950,597.37		2.039	2.067	676	
Commercial Paper Disc. -Amortizing												
Subtotal and Average			2,322,542.57									
Total and Average			130,139,313.14		127,313,882.24	123,676,165.84	125,080,729.61		3.133	3.176	310	



Agenda Item # 3

Meeting Date: January 18, 2024

Item:	General Manager's Report
Contact:	Tony Cannon
Explanation:	<p>1. Informational Reading</p> <p>Bids, Statistical Data, Sewer Spill Tracking Report, Load Management Report, and PGA Report are attached.</p> <p>The Management Team will be available at the meeting to answer any questions regarding work activities.</p> <p>2. Key Performance Indicators (KPIs)</p> <p>Attached is a list of GUC's Tier 1 corporate Key Performance Indicators (KPIs).</p> <p>3. Commendations</p> <p>4. Other</p>
Strategic Plan Elements:	<p>Strategic Themes:</p> <ul style="list-style-type: none">• Shaping Our Future• Safety, Reliability & Value• Exceptional Customer Service <p>Objectives:</p> <ul style="list-style-type: none">• Embracing change to ensure organizational alignment and efficiency• Developing and enhancing strategic partnerships• Exceeding customer expectations <p>Core Values:</p> <ul style="list-style-type: none">• Value employees• Encourage innovation/lifelong learning• Appreciate diversity• Support the community

**Previous Board
Actions:**

N/A

Fiscal Note:

N/A

**Recommended
Action(s):**

N/A

GREENVILLE UTILITIES COMMISSION

TABULATION OF BIDS RECEIVED

FOR 10,000' - CONDUIT, 4" ROLL SDR 11 GUC STK# 210560,

6,000' - CONDUIT, 2" ROLL SDR 11 GUC STK# 210540,

5,600' - CONDUIT, 2" PVC GUC STK# 202570,

500' - CONDUIT, 4" GALVANIZED GUC STK# 202540

250' - CONDUIT, 2" SCH. 80 PVC GUC STK# 210500

300' - CONDUIT, 3" SCH. 80 PVX GUC STK# 210510

50 - ELLS, 4" LONG 90 GALVANIZED GUC STK# 208820

DECEMBER 7, 2023 @ 2:00 PM

VENDORS	MFG.	DELIVERY WEEKS	UNIT PRICE 4" ROLL SDR 11	TOTAL
Wesco Distribution, Inc.	Blue Diamond	2	\$2.613	\$26,130.00*
Border States Electric	Duraline	3	3.06	30,600.00
Elite Textile Trading, LLC.	--	--	--	--

VENDORS	MFG.	DELIVERY WEEKS	UNIT PRICE 2" ROLL SDR 11	TOTAL
Wesco Distribution, Inc.	Blue Diamond	2	\$0.697	\$4,182.00*
Border States Electric	Duraline	3	1.03	6,180.00
Elite Textile Trading, LLC.	--	--	--	--

VENDORS	MFG.	DELIVERY WEEKS	UNIT PRICE 2" PVC CONDUIT	TOTAL
Wesco Distribution, Inc.	Cantex	2	\$1.759	\$9,850.40*
Border States Electric	Southern	6	2.06	11,536.00
Elite Textile Trading, LLC.	Leoes	8	2.31	12,936.00

VENDORS	MFG.	DELIVERY WEEKS	UNIT PRICE 4" GALVANIZED	TOTAL
Border States Electric	Allied	3	\$31.28	\$15,640.00*
Wesco Distribution, Inc.	--	--	--	--
Elite Textile Trading, LLC.	--	--	--	--

VENDORS	MFG.	DELIVERY WEEKS	UNIT PRICE 2" SCH 80 PVC CONDUIT	TOTAL
Wesco Distribution, Inc.	Cantex	2	\$2.797	\$699.25*
Border States Electric	Southern	6	5.28	1,320.00
Elite Textile Trading, LLC.	--	--	--	--

VENDORS	MFG.	DELIVERY WEEKS	UNIT PRICE 3" SCH 80 PVC CONDUIT	TOTAL
Wesco Distribution, Inc.	Cantex	5	\$5.00	\$1,500.00*
Border States Electric	Southern	6	7.52	2,256.00
Elite Textile Trading, LLC.	--	--	--	--


VENDORS	MFG.	DELIVERY WEEKS	UNIT PRICE 4" LONG 90 ELLS GALV.	TOTAL
Border States Electric	Allied	6	\$305.00	\$15,250.00*
Wesco Distribution, Inc.	--	--	--	--
Elite Textile Trading, LLC.	--	--	--	--

* Indicates recommended award based on the lowest responsible, responsive bid.


Recommended for Award:



Kyle Brown, Electric Planning Engineer
Date 12-15-23




Ken Wade, Assistant Director of Electric
Date 12-15-23



John Worrell, Director of Electric Systems
Date 12/13/23



Jeff W. McCauley, Chief Financial Officer
Date 12/18/23



Chris Padgett, Assistant General Manager/CAO
Date 12/18/23

Approved for Award:



Anthony C. Cannon, General Manager/CEO
Date 12-19-23

GREENVILLE UTILITIES COMMISSION

TABULATION OF BIDS RECEIVED

FOR 40,000' - WIRE, 1/0 15KV UG PRIMARY CABLE GUC STK# 201360,

16,000' - WIRE, 750 MCM UG PRIMARY CABLE GUC STK# 201350,

10,000' - WIRE, 12/2 U.F. CABLE GUC STK# 204540,

10,000' - CONDUIT, CABLE IN W/ #6 ALUM. TRIPLEX GUC STK# 210530

7,200' - WIRE, #2 TRIPLEX CABLE (OH) GUC STK# 204630

4,500' - WIRE, 2/0 TRIPLEX CABLE (OH) GUC STK# 204650

12,480 lbs. - WIRE, 336.4 ACSR (18/1) GUC STK# 204580

2,400 lbs. - WIRE, 1/0 ACSR GUC STK# 204570

DECEMBER 7, 2023 @ 3:00 PM

VENDORS	MFG.	DELIVERY WEEKS	UNIT PRICE 1/0 15KV UG CABLE	TOTAL
Wesco Distribution, Inc.	Okonite	1*	\$3.97	\$158,800.00*
CME Wire & Cable	CME	41	3.12	124,800.00(1)
Border States Electric	Prysmian	14-16	3.80	186,400.00
Mina Holdings, LLC.	Priority	2	4.84	193,600.00(2)
Nexgen Power, Inc.	--	--	--	--

VENDORS	MFG.	DELIVERY WEEKS	UNIT PRICE 750 MCM UG CABLE	TOTAL
Border States Electric	Prysmian	14-16*	\$11.65	\$186,400.00*
CME Wire & Cable	CME	41	9.31	148,960.00(1)
Wesco Distribution, Inc.	Okonite	45-46	12.61	201,760.00
Mina Holdings, LLC.	WTEC	16	12.50	200,000.00(2)
Nexgen Power, Inc.	Daewon	18	8.85	141,600.00(2)

VENDORS	MFG.	DELIVERY WEEKS	UNIT PRICE 12/2 U.F. CABLE	TOTAL
Border States Electric	Southwire	6	\$0.53	\$5,300.00*
Wesco Distribution, Inc.	Service	1-2	0.74	7,400.00
Mina Holdings, LLC.	LS	2	0.48	4,800.00(2)
CME Wire & Cable	--	--	--	--
Nexgen Power, Inc.	--	--	--	--

VENDORS	MFG.	DELIVERY WEEKS	UNIT PRICE CONDUIT CABLE IN #6	TOTAL
Wesco Distribution, Inc.	Southwire	28-30	\$1.49	\$14,900.00*
Mina Holdings, LLC.	LS	2	0.89	8,900.00(2)
Border States Electric	--	--	--	--
CME Wire & Cable	--	--	--	--
Nexgen Power, Inc.	--	--	--	--

VENDORS	MFG.	DELIVERY WEEKS	UNIT PRICE #2 TRIPLEX CABLE OH	TOTAL
Wesco Distribution, Inc. (2)	CME	1-2	\$0.78	\$5,616.00*
Border States Electric	Prysmian	14-18	0.96	6,912.00
Wesco Distribution, Inc. (1)	King	1	0.806	5,803.20(2)
Mina Holdings, LLC.	Lonestar	2	0.99	7,128.00(2)
CME Wire & Cable	--	--	--	--
Nexgen Power, Inc.	--	--	--	--


VENDORS	MFG.	DELIVERY WEEKS	UNIT PRICE 2/0 TRIPLEX OH CABLE	TOTAL
Wesco Distribution, Inc. (2)	CME	8	\$1.34	\$6,030.00*
Border States Electric	Prysmian	14-18	2.16	9,720.00
Wesco Distribution, Inc. (1)	King	2-4	1.36	6,120.00(2)
Mina Holdings, LLC.	Lonestar	2	2.02	9,090.00(2)
CME Wire & Cable	--	--	--	--
Nexgen Power, Inc.	--	--	--	--

VENDORS	MFG.	DELIVERY WEEKS	UNIT PRICE 336.4 ACSR 18/1	TOTAL
Wesco Distribution, Inc. (2)	CME	8	\$2,494	\$31,125.12*
Border States Electric	Prysmian	14-18	3.39	42,307.20
Wesco Distribution, Inc. (1)	King	1-2	2,489	31,062.72(2)
Nexgen Power, Inc.	Daewon	18	4.07	50,793.00(2)
Mina Holdings, LLC.	Champion	2	4.17	52,041.60(2)
CME Wire & Cable	--	--	--	--

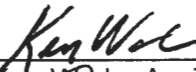
VENDORS	MFG.	DELIVERY WEEKS	UNIT PRICE 1/0 ACSR CABLE	TOTAL
Wesco Distribution, Inc. (2)	CME	5	\$2,397	\$5,752.80*
Border States Electric	Prysmian	14-18	3.58	8,592.00
Wesco Distribution, Inc. (1)	King	1-2	2,387	5,728.80(2)
Nexgen Power, Inc.	Daewon	18	3.68	8,832.00(2)
Mina Holdings, LLC.	Champion	2	5.03	12,072.00(2)
CME Wire & Cable	--	--	--	--

* Indicates recommended award based on the lowest responsible, responsive bid.
(1) Indicates vendor lead time is not acceptable.
(2) Indicates vendor is not an approved source.

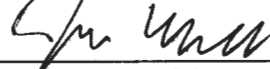
Recommended for Award:



Kyle Brown, Electric Planning Engineer 12-15-23
Date




Ken Wade, Assistant Director of Electric 12-15-23
Date



John Worrell, Director of Electric Systems 12/15/23
Date



Jeff W. McCauley, Chief Financial Officer 12/18/23
Date



Chris Padgett, Assistant General Manager/CAO 12/18/23
Date

Approved for Award:



Anthony C. Cannon, General Manager/CEO 12-19-23
Date

GREENVILLE UTILITIES COMMISSION

TABULATION OF BIDS RECEIVED


FOR STREET LIGHT MATERIAL

DECEMBER 12, 2023 @ 2:00 PM


VENDORS	MFG.	DELIVERY WEEKS	UNIT PRICE	TOTAL
Wesco Distribution, Inc.	ECP	10	\$556.79	\$55,679.00*
Border States Electric	ECP	10-12	587.00	58,700.00
Bell Electrical Supply	Maclean	17	811.08	81,108.00

* Indicates recommended award based on the lowest responsible, responsive bid.


Recommended for Award:




Kyle Brown, Electric Planning Engineer 12-27-23
Date




Ken Wade, Assistant Director of Electric 1/2/24
Date




John Worrell, Director of Electric Systems 1/2/24
Date



Jeff W. McCauley, Chief Financial Officer 1-4-24
Date



Chris Padgett, Assistant General Manager/CAO 1-5-24
Date

Approved for Award: 

Anthony C. Cannon, General Manager/CEO 1-6-24
Date

GREENVILLE UTILITIES COMMISSION

TABULATION OF BIDS RECEIVED


ITEM I (5) 10 KVA CSP 7200V TRANSFORMER, STK # 205000

DECEMBER 12, 2023 @ 3:00 PM


VENDORS	DELIVERY TIME (WKS)	UNIT PRICE	OWNERSHIP COST/UNIT	TOTAL
Alpha Plotter, LLC.	16-18	\$2,213.75	\$2,764.85*	\$11,068.75
MVA Power Inc.	22-26	2,281.50	2,830.20	11,407.50
Wesco Distribution Inc.	22	2,344.00	2,913.70	11,720.00
Technology International, Inc.	34	9,350.00	N/A	46,750.00

* Indicates recommended award based on lowest total ownership cost.


Recommended for Award:



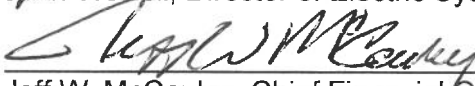
Kyle Brown, Electric Planning Engineer
Date 1-8-24



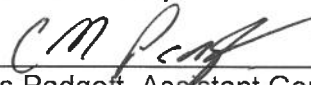
Ken Wade, Assistant Director of Electric
Date 1-8-24




John Worrell, Director of Electric Systems
Date 1/8/24



Jeff W. McCauley, Chief Financial Officer
Date 1/8/24



Chris Padgett, Assistant General Manager/CAO
Date 1/9/24

Approved for Award: 

Anthony C. Cannon, General Manager/CEO
Date 1-9-24

GREENVILLE UTILITIES COMMISSION

TABULATION OF BIDS RECEIVED

FOR SERVICES FOR DREDGING IN THE TAR RIVER AROUND RAW WATER INTAKE SCREENS

DECEMBER 20, 2023 @ 3:00 PM

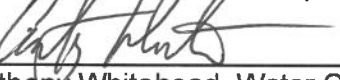
VENDORS	TOTAL
TJ's Marine Construction, LLC	\$234,975.00*
Grillot Construction, LLC	512,000.00

* Indicates recommended award based on the lowest responsible, responsive bid.

Recommended for Award:



Julius Patrick, WTP Facility Manager 1-3-24
Date



Anthony Whitehead, Water Quality Manager 1-4-24
Date



David Springer, Director of Water Resources 1/5/25
Date



Jeff W. McCauley, Chief Financial Officer 1/8/24
Date



Chris Padgett, Assistant General Manager/CAO 1-9-24
Date

Approved for Award:



Anthony C. Cannon, General Manager/CEO 1-9-24
Date



Water Resources Department
Sewer Spill Tracking Report
January 2023 - December 2023

No.	Date of Spill	Report Date	Location	Upstream Manhole	Downstream Manhole	Volume Gallons	Reached Surface Waters?	Surface Water Name	Volume Reached Surface Waters	Reportable	News Release Required?	News Release Issued?	Cause	Corrective Action
1	2/14/2023		Tar River Outfall	12L-004	12L-004	5	No			No	No	No	Other	Permenant Repair
2	3/3/2023	3/9/2023	301 Kirkland Dr			180	Yes	Green Mill Run	180	Yes	No	No	Other	Cleared Blockage and Priority Cleaning Scheduled
3	4/18/2023	4/24/2023	354 Forlines Rd	4A-023	4A-023	930	Yes	Swift Creek	30	Yes	No	No	Other	Permenant Repair
4	7/29/2023	8/2/2023	1314 Old Village Rd	6S-036	6S-036	15	No			No	No	No	Contractor Damage	Permenant Repair
5	11/29/2023		630 Chapman Rd	5C-027	5C-027	160	No			No	No	No	Grease	Cleared Blockage and Priority Cleaning Scheduled
5						1,290			210					

Spill Analysis

cause	# of spill	Vol (gals.)
a. Grease	1	160
b. Contractor Damage	1	15
c. Debris	0	0
d. Roots	0	0
e. Pipe Failure	0	0
f. Other	3	1115
Total	5	1290

Summary Total Number of Spills = 5 (2 Reportable;3 Non-Reportable)


Total Spill Volume = 1290 gals or 0.00003% of Total Wastewater Flow

<p>GREENVILLE UTILITIES COMMISSION</p> <p>LOAD MANAGEMENT REPORT</p> <p>December, 2023</p>
--

The DEP monthly peak occurred on December 20th, 2023 for hour ending at 8:00 AM. Our load management system was in full operation during this period with the following estimated reductions observed:

	Estimated KW Load Reduction	Estimated Avoided Demand Costs
<u>Direct Load Control:</u>		
Voltage Adjustment @ Stage 3 (4.6%)	9,588	\$212,460
Air Conditioning Demand Reduction	0	\$0
Water Heater Demand Reduction	11,100	\$245,976
Heat Pump/Heat Strip Demand Reduction	2,600	\$57,616
GUC Generator Reduction	22,485	\$498,268
Battery Energy Storage System	959	\$21,251
<u>Commercial Load Control:</u>		
MGS-CP & LGS-CP Customer Generators	17,263	\$382,548
Estimated Other Industrial Customer Curtailments	4,679	\$103,687
<u>Total Load Control:</u>	68,674	\$1,521,806
<u>NCEMPA Shifted Peak Credit:</u>		
Power Agency Policy Credit for Contribution to Shifted Peak		
<u>Total Load Reduction and Avoided Costs:</u>	68,674	\$1,521,806

- | | |
|--|--------------|
| 1) Duke Energy Progress (DEP) System Peak: | 11610 MW |
| 2) GUC Coincident Peak (Less Winterville Demand): | 228,275 KW |
| 3) Local Temperature at Coincident Peak, per PGV: | 27 Degrees F |
| 4) Local "Feels Like" Temperature at Coincident Peak, per PGV: | 27 Degrees F |
| 5) Applicable NCEMPA Demand Rate Charge: | 22.16 Per KW |



GREENVILLE UTILITIES COMMISSION

STATISTICAL DATA

Dec-23

	This Month	Same Month Last Year	% Change	Total To Date Past 12 Months	Total To Date Prior Past 12 Months	% Change
ENVIRONMENT						
High Temperature, F	70	71				
Low Temperature, F	27	15				
Degree Days Heating	524	634.5		2,389.0	2,869.0	
Degree Days Cooling	1	0.0		1,806.5	1,952.6	
Rainfall, Inches	4.9	1.78		46.58	40.21	
River Level-Mean Sea Level						
High, FT	13.9	8.9				
Low, FT	0.4	2.2				
Average FT	6.0	4.9				
ELECTRIC						
Peak Demand, KW	228,275	303,691				
Demand Reduction, KW	68,674	74,666				
KWH Purchased (x1000)	148,714	156,447	-4.9%	1,749,939	1,820,988	-3.9%
KWH Billed (x1000)	136,444	133,843	1.9%	1,720,970	1,761,365	-2.3%
System Losses, Percent				1.66%	3.27%	
Average Cost/KWH	\$0.0659	\$0.0744				
NATURAL GAS						
MCF Purchased	431,546	457,411	-5.7%	3,371,598	3,552,377	-5.1%
MCF Billed	373,610	353,038	5.8%	3,267,572	3,351,941	-2.5%
System Losses, Percent				3.09%	5.64%	
Average Cost/MCF	5.32	10.48				
WATER						
Peak Day, MG	16.624	16.759				
Average Day, MG	14.916	15.196				
Total Pumped, MG	462.411	471.078	-1.8%	5,379.2	5,492.1	-2.1%
Total Billed, MG	374.800	386.600	-3.1%	4,354.3	4,408.5	-1.2%
System Losses, Percent				19.05%	19.73%	
WASTEWATER						
Peak Day, MG	17.41	9.95				
Average Day, MG	10.64	9.34				
Total Flow, MG	329.82	289.62	13.9%	3,793.98	3,559.87	6.6%
CUSTOMER ACCOUNTS						
Active Services E/W/G	137,191	135,629	1.2%			
Meters Repaired	285	248	14.9%	4,716	4,641	1.6%

KW = Kilowatts

KWH = Kilowatthours

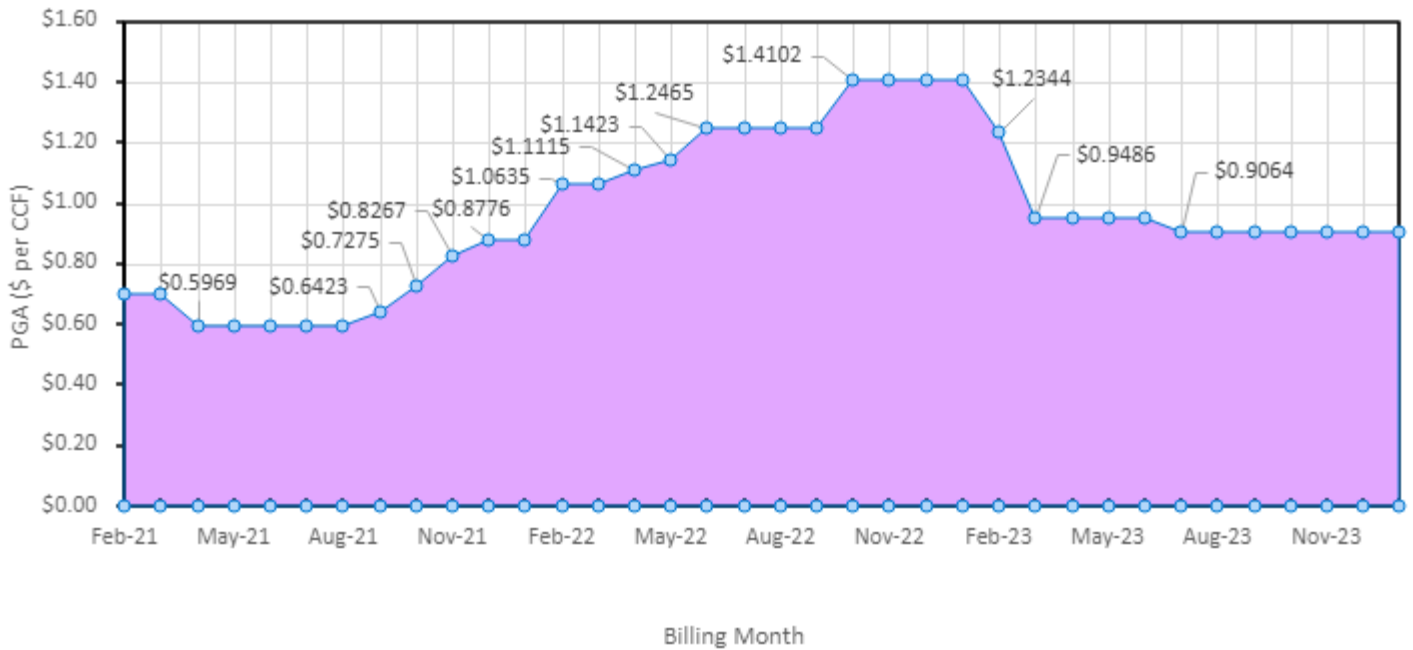
MCF = Thousand Cubic Feet

MG = Million Gallons

PGA Report January 2024

Billing Month	PGA (\$/CCF)	Residential (\$/CCF)
Jan-24	\$0.9064	\$0.4940
		\$1.4004

**Greenville Utilities
Purchased Gas Adjustment Three Year History**



Tier 1: Corporate Key Performance Indicators (KPI)

CUSTOMER

- Customer Satisfaction
 - Billing Process Accuracy
 - Installation of New Services
 - Duration of Electric Interruptions (CAIDI)
 - Duration of Electric Interruptions (SAIDI)
 - Frequency of Interruptions in Service - Electric (SAIFI)
 - Response Time to Unplanned Electric Outages
 - Response Time to Cut Gas Lines/Leaks
 - Response Time to Water Leaks/Breaks
 - Typical Monthly Bill Comparisons
-

FINANCIAL

- Overtime Costs
 - Bond Rating
 - Days Operating Cash On Hand
 - Debt Service Coverage
 - Fund Balance (available for appropriation)
 - Net Margin
 - Return on Assets
 - Return on Equity
-

INTERNAL BUSINESS PROCESSES

- Connections Per Employee
 - Operating Cost Per Customer
 - System Losses - Electric
 - System Losses - Gas
 - System Losses - Water
 - Disruption of Service - Water
-

EMPLOYEES & ORGANIZATIONAL CAPACITY

- Hours Worked Without a Lost Workday Injury
- Hours Worked Without an OSHA Recordable Injury
- Capital Spending Ratio
- Degree of Asset Depreciation










Metric Name	GUC	Goal	Warning	KPI
Billing Process Accuracy	99.995%	99.800%	95.000%	
Customer Satisfaction	70.30%	80.00%	75.00%	
Duration of Interruptions - Electric (CAIDI) (minutes)	75.9	82.0	90.0	
Duration of Interruptions - Electric (SAIDI) (minutes)	35.43	66.00	73.00	
Install New Service (Electric) (days)	1.03	3.00	4.50	
Install New Service (Gas) (days)	10	15	17	
Install New Service (WaterSewer) (days)	5	6	6	
Interruptions in Service - Electric (SAIFI) (Avg Interruptions per Customer)	0.47	0.79	0.89	

Customer KPI



Metric Name	GUC	Goal	Warning	KPI
Customer KPI Response Time to Cut Gas Lines/Leaks (minutes)	23.01	30.00	30.50	
Response Time to Unplanned Outages (minutes)	25.35	30.00	45.00	
Response Time to Water Leaks (minutes reporting 30 minute goal)	0.5	1.0	1.01	
Typical Bill Comparison - Residential Electric	\$109	\$121	\$133	
Typical Bill Comparison - Residential Gas	\$101	\$104	\$115	
Typical Bill Comparison - Residential Sewer	\$45	\$51	\$56	
Typical Bill Comparison - Residential Water	\$38	\$39	\$42	

Metric Name	GUC	Goal	Warning	KPI
Financial KPI				
Net Margin	-1.58%	2.75%	2.50%	
Return on Assets	-0.57%	1.60%	1.25%	
Fund Balance (Available for Appropriation)	18.6%	16.0%	13.0%	
Return on Equity	-0.96%	2.50%	2.25%	
Debt Service Coverage Ratio	3.07	1.75	1.00	
Days Operating Cash on Hand	123	125	110	
Bond Rating	85	75	70	
Overtime Costs	6%	3%	5%	



Metric Name	GUC	Goal	Warning	KPI
Internal Business Processes KPI				
Connections Per Employee	347	337	332	▲
Disruption of Service-Water (per 1,000 Customers)	1.50	6	7	▲
Operating Cost per Customer	\$507	\$464	\$515	▶
System Losses - Gas	0.18%	1.50%	2.00%	▲
System Losses - Electric	1.61%	3%	3.5%	▲
System Losses - Water	10.90%	13.49%	13.50%	▲



Employee &
Organizational
Capacity

Metric Name	GUC	Goal	Warning	KPI
Capital Spending Ratio	407.00%	120.00%	105.00%	
Degree of Asset Depreciation	51.00%	50.00%	51.00%	
Hours Worked Without a Lost Workday Injury	523,842	3,000,000	1,000,000	
Hours Worked Without an OSHA Recordable Injury	235,816	350,000	200,000	

COMPLIMENT RECORD

Date: 12/18/23

Received By: CSR Team Mailbox

Customer's Name: Daniel Farmer

Remarks: Mr. Daniel Farmer sent a message through the CSR Team Mailbox to thank Chris Wallace and John Sheppard for providing excellent customer service. On Friday, December 15, 2023, Chris Wallace responded to a gas leak in which he found a leak under the customer's house and on Monday, December 18, 2023, John Sheppard returned to cut the gas back on after the contractor made repairs. Mr. Farmer stated that both Service Workers were very nice and helpful, and he really appreciated the great customer service.

Employees' Names: Chris Wallace and John Sheppard, Gas Service Specialist II

GENERAL ASSEMBLY OF NORTH CAROLINA
SESSION 1991

CHAPTER 861
SENATE BILL 1069

AN ACT TO AMEND AND RESTATE THE CHARTER OF THE GREENVILLE
UTILITIES COMMISSION OF THE CITY OF GREENVILLE.

The General Assembly of North Carolina enacts:

Section 1. For the proper management of the public utilities of the City of Greenville, both within the corporate limits of the City and outside the said corporate limits, a commission to be designated and known as the "Greenville Utilities Commission", is hereby created and established.

Sec. 2. The Greenville Utilities Commission shall consist of eight members, six of whom shall be bona fide residents of the City of whom one shall at all times be the City Manager of Greenville, and two of whom shall be bona fide residents of Pitt County but residing outside the city limits of Greenville, and all of whom shall be customers of the Greenville Utilities Commission. Each Greenville Utilities Commissioner shall hold office for an initial term of three years and, except as set forth herein, will be automatically reappointed to a single additional term of three years, with each term of three years expiring June 30 at the end of the designated term or until reappointed or replaced by the City Council. The first appointees shall hold their offices as follows: the Greenville City Council shall appoint an individual to serve until June 30, 1995; John W. Hughes, Sr. is hereby appointed a Greenville Utilities Commissioner to serve until June 30, 1995, and shall not be eligible for a second term; Bernard E. Kane is hereby appointed a Greenville Utilities Commissioner to serve until June 30, 1995; R. Richard Miller is hereby appointed a Greenville Utilities Commissioner to serve until June 30, 1994, and shall not be eligible for a second term; and the Greenville City Council shall appoint an individual to serve until June 30, 1993; all of whom are bona fide residents of the City. William G. Blount is hereby appointed a Greenville Utilities Commissioner to serve until June 30, 1993, and shall not be eligible for a second term; and the Pitt County Board of Commissioners shall nominate an individual under the procedure established in Section 3 of this act, to be appointed by the Greenville City Council to serve until June 30, 1994; both of whom are Greenville Utilities Commission customers and bona fide residents of Pitt County residing outside the Greenville city limits.

Sec. 3. The Greenville Utilities Commissioners otherwise than as herein provided shall be appointed by the City Council at their regularly monthly meeting in June of each year. It is the intention of this charter that the City Council shall appoint Greenville Utilities Commission members who have utilities expertise. Representation should include some members with financial, engineering, environmental, technical, or

development backgrounds. The two members of the Greenville Utilities Commission residing outside the city limits shall be nominated by the Pitt County Board of Commissioners and appointed by the City Council. The City Council has the right to reject any nominee(s) from the Pitt County Board of Commissioners and to request additional nominees. If the Pitt County Board of Commissioners fails to recommend a nominee to the City Council within 60 days of the original date requested by the City Council, then the City Council may appoint any individual meeting the residency requirement. No person shall be eligible for appointment to the Greenville Utilities Commission who is an officer or employee of the City or Pitt County except that the City Manager of the City of Greenville shall at all times be a full member of the Greenville Utilities Commission. In the event a Greenville Utilities Commissioner resigns, dies, or otherwise becomes incapable of performing his or her duties, the City Council shall appoint, according to the same process described herein for regular appointments, a Greenville Utilities Commissioner to fill the unexpired term at any regular or special meeting of the City Council. Any Greenville Utilities Commissioner filling an unexpired term shall be deemed to have filled said term for the full three-year term. Except as otherwise permitted herein, no Greenville Utilities Commissioner shall serve more than two three-year terms. Greenville Utilities Commissioners filling the first three-year term will automatically fill a second three-year term unless the City Council initiates the replacement process.

Sec. 4. The Greenville Utilities Commissioners shall organize by electing one of their members Chair, whose term of office as Chair shall be for one year unless the Chair's term on the Greenville Utilities Commission shall expire earlier, in which event his or her term as Chair shall expire with the Chair's term on the Greenville Utilities Commission. The Chair shall not be entitled to vote on any proposition before the Greenville Utilities Commission except in case of a tie vote and only for the purpose of breaking the tie. The members of the Greenville Utilities Commission are authorized to fix their own salaries provided, however, that said salaries shall not exceed one hundred fifty dollars (\$150.00) per month for the members and two hundred fifty dollars (\$250.00) per month for the Chair provided, however, the City Council may, at its own discretion, increase these caps from time to time as is appropriate to reflect inflation, and provided, however, the City Manager shall receive no pay as a member of the Greenville Utilities Commission other than his or her salary as City Manager. The Greenville Utilities Commission shall meet at least once each month at a designated time and place unless the Chair designates some other meeting time and so notifies the other members of the Greenville Utilities Commission. The Greenville Utilities Commission and the Greenville City Council shall meet at least once each year to discuss mutual interests of the City of Greenville and the Greenville Utilities Commission. Minutes shall be kept for all regular meetings of the Greenville Utilities Commission.

Sec. 5. The Greenville Utilities Commission shall have entire supervision and control of the management, operation, maintenance, improvement, and extension of the public utilities of the City, which public utilities shall include electric, natural gas, water, and sewer services, and shall fix uniform rates for all services rendered;

provided, however, that any person affected by said rates may appeal from the decision of the Greenville Utilities Commission as to rates to the City Council. With approval by the City Council, the Greenville Utilities Commission may undertake any additional public enterprise service which may lawfully be operated by a municipality.

Sec. 6. The Greenville Utilities Commission shall employ a competent and qualified General Manager whose duties shall be to supervise and manage the said public utilities, subject to the approval of the Greenville Utilities Commission. The General Manager, under the direction of and subject to the approval of the Greenville Utilities Commission, shall cause the said utilities to be orderly and properly conducted; the General Manager shall provide for the operation, maintenance, and improvement of utilities; the General Manager shall provide for the extension of all utilities, except sewer extensions made beyond the area regulated by the City of Greenville are subject to the approval of the City Council, and shall furnish, on application, proper connections and service to all citizens and inhabitants who make proper application for the same, and shall in all respects provide adequate service for the said utilities to the customers thereof; the General Manager shall attend to all complaints as to defective service and shall cause the same to be remedied, and otherwise manage and control said utilities for the best interests of the City of Greenville and the customers receiving service, and shall provide for the prompt collection of all rentals and charges for service to customers and shall promptly and faithfully cause said rentals and charges to be collected and received, all under such rules and regulations as the Greenville Utilities Commission shall, from time to time, adopt and in accordance with the ordinances of the City of Greenville in such case made and provided.

Sec. 7. All monies accruing from the charges or rentals of said utilities shall be deposited into the appropriate enterprise fund of the Greenville Utilities Commission and the Greenville Utilities Commission's Director of Finance shall keep an account of the same. The Greenville Utilities Commission shall at the end of each month make a report to the City Council of its receipts and disbursements; the Greenville Utilities Commission shall pay out of its receipts the cost and expense incurred in managing, operating, improving, maintaining, extending, and planning for future improvements and expansions of said utilities; provided, however, that should the funds arising from the charges and rentals of said utilities be insufficient at any time to pay the necessary expenses for managing, operating, improving, and extending said utilities, then and in that event only, the City Council of the City of Greenville shall provide and pay into the appropriate enterprise fund of the Greenville Utilities Commission a sum sufficient, when added to the funds that have accrued from the rents and charges, to pay the costs and expenses of managing, operating, improving, maintaining, extending, and planning for future improvements and expansions of said utilities; the Greenville Utilities Commission shall pay the principal on all such funds provided by the City Council with interest thereon; provided, further, that the Greenville Utilities Commission shall annually transfer to the City, unless reduced by the City Council, an amount equal to six percent (6%) of the difference between the electric and natural gas system's net fixed assets and total bonded indebtedness plus annually transfer an amount equal to fifty percent (50%) of the Greenville Utilities Commission's retail cost of service for the City

of Greenville's public lighting. Public lighting is defined herein to mean City of Greenville street lights and City of Greenville Parks and Recreation Department recreational outdoor lighting. The preparation of a joint financial audit of the City of Greenville and the Greenville Utilities Commission operations by a single auditing firm is intended under the provisions of this charter and existing North Carolina statutes.

Sec. 8. In compliance with the time requirements of Chapter 159 of the General Statutes, the Greenville Utilities Commission shall prepare and submit to the City Council, for approval, a budget for the coming year showing its estimated revenue, expenses, capital expenditures, debt service, and turnover to the City of Greenville. In addition, the budget ordinance must identify construction projects of the Greenville Utilities Commission which include individual contracts in excess of one-half of one percent ($\frac{1}{2}\%$) of the Greenville Utilities Commission's annual budget. City Council approval of the Greenville Utilities Commission's budget will constitute approval of projects so identified and the contracts contained therein. Contracts in excess of one-half of one percent ($\frac{1}{2}\%$) of the Greenville Utilities Commission's annual budget not so identified and approved in the budget ordinance will require separate City Council approval.

Sec. 9. The Greenville Utilities Commission shall approve the employment and remuneration of all officers, agents, independent contractors, and employees necessary and requisite to manage, operate, maintain, improve, and extend the service of said utilities. It is, however, the intention of this Charter that the Greenville Utilities Commission and the City of Greenville will implement and maintain mutual pay plans, personnel policies, and benefits for their respective employees. The Greenville Utilities Commission may require bond in such sum as it may deem necessary, which shall be approved by the City Council, of all officers, agents, and employees having authority to receive money for the Greenville Utilities Commission. The Greenville Utilities Commission shall have the authority to name and designate a person in its employ as secretary of the Greenville Utilities Commission.

Sec. 10. The Greenville Utilities Commission shall have authority at all times to discharge and remove any officer, agent, independent contractor, or employee of the Greenville Utilities Commission.

Sec. 11. All laws and clauses of laws in conflict with this act are hereby repealed, expressly including Chapter 146 of the Public-Local Laws of 1941, entitled "AN ACT TO PROVIDE A PERMANENT UTILITIES COMMISSION FOR THE CITY OF GREENVILLE, IN PITT COUNTY, AND TO REPEAL CHAPTER TWO HUNDRED AND ELEVEN OF THE PRIVATE LAWS OF ONE THOUSAND NINE HUNDRED AND FIVE, AND AMENDMENTS THERETO, RELATING TO THE WATER AND LIGHT COMMISSION OF THE CITY OF GREENVILLE.", except that this act does not revive any act repealed by that act.

The purpose of this act is to revise the charter of the Greenville Utilities Commission and to consolidate herein certain acts concerning the Greenville Utilities Commission. It is intended to continue without interruption those provisions of prior acts which are consolidated into this act so that all rights and liabilities that have accrued are preserved and may be enforced. This act shall not be deemed to repeal,

modify, or in any manner affect any act validating, confirming, approving, or legalizing official proceedings, actions, contracts, or obligations of any kind.

No provision of this act is intended nor shall be construed to affect in any way any rights or interest, whether public or private:

- (1) Now vested or accrued in whole or in part, the validity of which might be sustained or preserved by reference to law to any provisions of law repealed by this act.
- (2) Derived from or which might be sustained or preserved in reliance upon action heretofore taken pursuant to or within the scope of any provisions of law repealed by this act.

All existing ordinances of the City of Greenville and all existing rules and regulations of the Greenville Utilities Commission not inconsistent with provisions of this act shall continue in full force and effect until repealed, modified, or amended.

No action or proceeding of any nature, whether civil or criminal, judicial or administrative, or otherwise pending at the effective date of this act by or against the City of Greenville or the Greenville Utilities Commission shall be abated or otherwise affected by the adoption of this act. If any provisions of this act or the application thereof to any person or circumstance is held invalid, such invalidity shall not affect other provisions or applications of this act which can be given effect without the invalid provision or application, and to this end the provisions of this act are declared to be severable.

Sec. 12. This act is effective upon ratification.

In the General Assembly read three times and ratified this the 7th day of July, 1992.

James C. Gardner
President of the Senate

Daniel Blue, Jr.
Speaker of the House of Representatives

MEMORANDUM

To: Members of the Board of Commissioners

From: _____, Commissioner/Board Member

Concerning: Statement of Reasons for Abstention from Board Action pursuant to N.C. Gen. Stat. § 138A-36(b)

Date: _____

Matter before the Board: _____

Briefly summarize reasons for abstention below:

(Signature of Board Member)

Motion To Go Into Closed Session

I move that we go into closed session to:

[Specify one or more of the following permitted reasons for closed sessions]

- prevent the disclosure of privileged information
 - under _____ of the North Carolina General Statutes or regulations.
 - under _____ of the regulations or laws of United States.[N.C.G.S. § 143-318.11(a)(1)]

- prevent the premature disclosure of an honorary award or scholarship.
[N.C.G.S. § 143-318.11(a)(2)]

- consult with our attorney
 - to protect the attorney-client privilege.
 - to consider and give instructions concerning a potential or actual claim, administrative procedure, or judicial action.
 - to consider and give instructions concerning a judicial action titled _____
v. _____.[N.C.G.S. § 143-318.11(a)(3)]

- discuss matters relating to the location or expansion of business in the area served by this body.
[N.C.G.S. § 143-318.11(a)(4)]

- establish or instruct the staff or agent concerning the negotiation of the price and terms of a contract concerning the acquisition of real property.
[N.C.G.S. § 143-318.11(a)(5)]

- establish or instruct the staff or agent concerning the negotiations of the amount of compensation or other terms of an employment contract.
[N.C.G.S. § 143-318.11(a)(5)]

- consider the qualifications, competence, performance, condition of appointment of a public officer or employee or prospective public officer or employee.
[N.C.G.S. § 143-318.11(a)(6)]

- hear or investigate a complaint, charge, or grievance by or against a public officer or employee.
[N.C.G.S. § 143-318.11(a)(6)]

- plan, conduct, or hear reports concerning investigations of alleged criminal conduct.
[N.C.G.S. § 143-318.11(a)(7)]