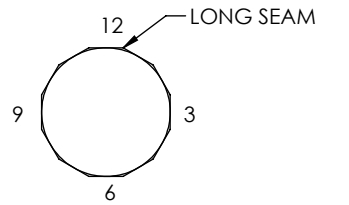
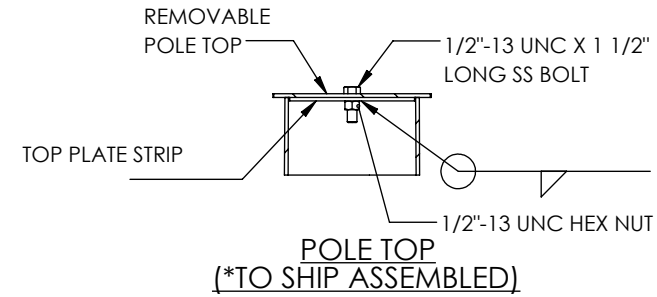
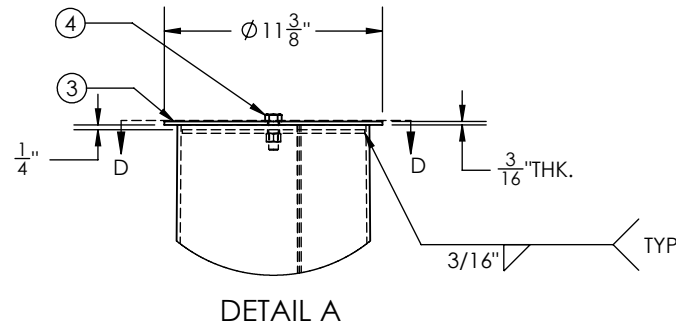
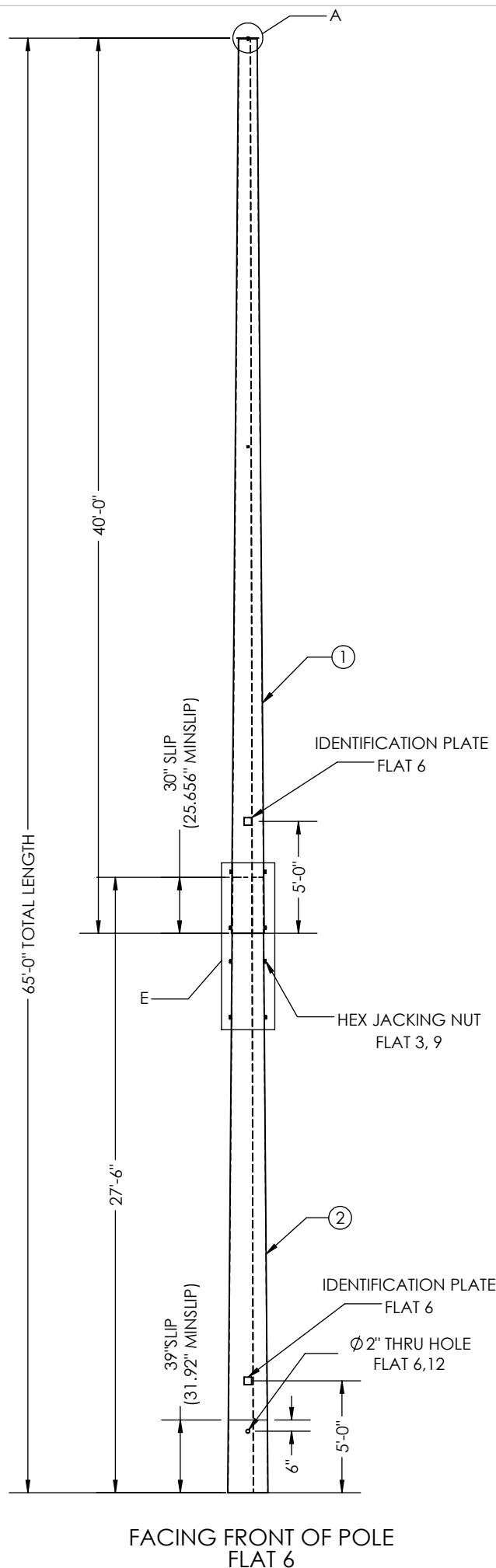
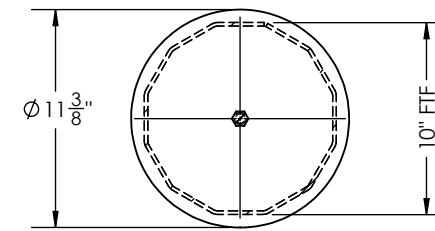
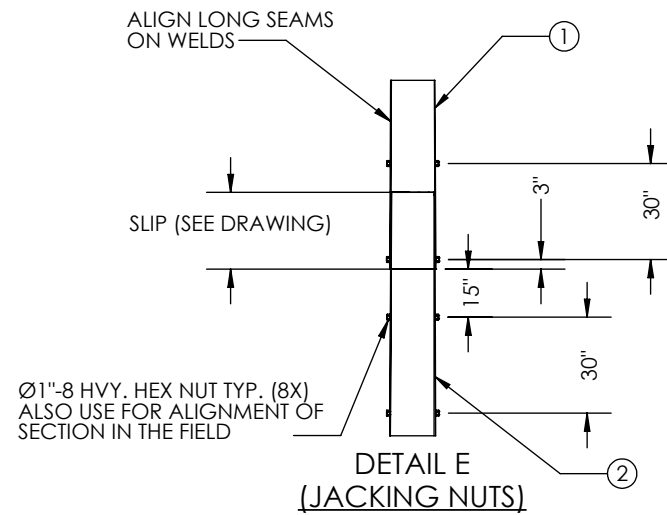


ITEM NO.	PART NUMBER	DESCRIPTION	MATERIAL	QTY.
1	10571-SECC001	SECTION, POLE, 17.48"X10.00"X0.1875"X40'-0"	A572 GR.65	1
2	10571-SECB001	SECTION, POLE, 21.65"X16.51"X0.1875"X27'-6"	A572 GR.65	1
3	10571-A-PC001	POLE CAP, 11 3/8" X 3/16"	A36	1
4	42107	Bolt, 1/2"-13 x 1-1/2", SS, HH, FULL THREAD	SS	1



ORIENTATION DETAIL
TOP VIEW

TOP WEIGHT: 1,177 lbs
BOT WEIGHT: 1,128.70 lbs
(NOTE : INCLUDES 6% OF GALVANIZED WEIGHT)



SECTION D-D

GUC
H4 - 70'
STR#: X
MM/YYYY
WEIGHT'XXXX
CHM# 22-10571
UGM : 390.85 FT-K

ID TAG DETAIL
3/8" ENGRAVED
X= SEE STRUCTURE TABLE

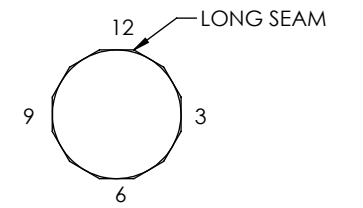
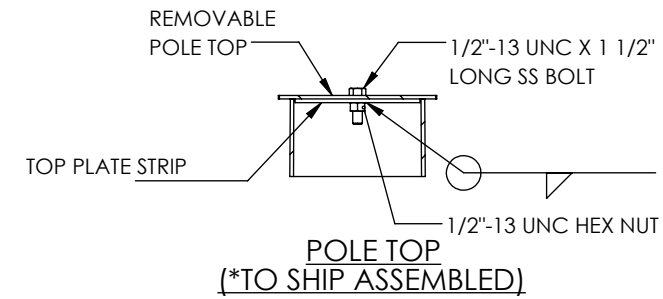
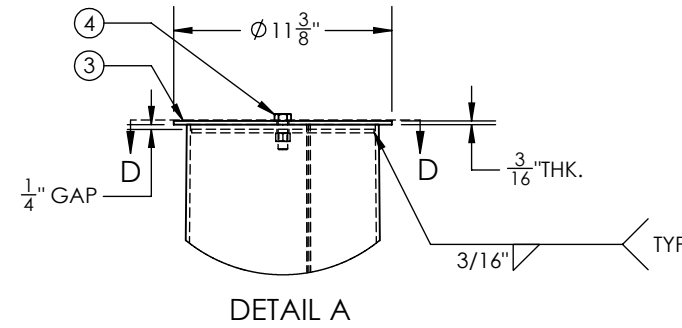
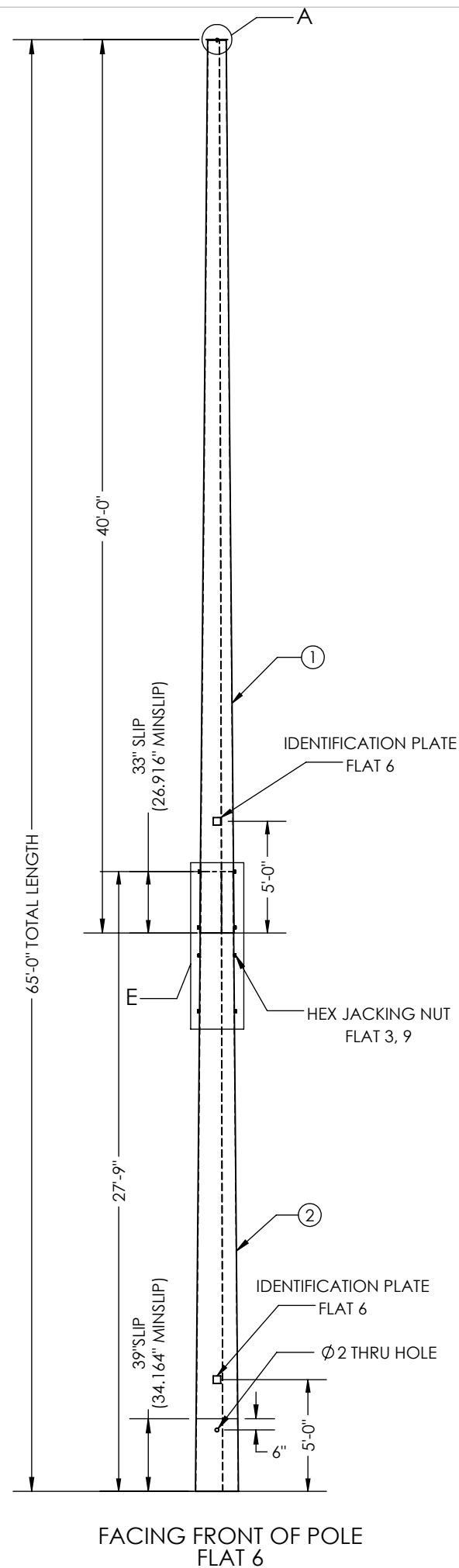
X=#
105
106
107
163

- GENERAL NOTES:
- SHAFT DIMENSIONS ARE 12 SIDED MEASURED FLAT TO FLAT.
 - ALL FULL PENETRATION WELDS TO BE U.T. INSPECTED.
 - WELDING CODE AWS D1.1.
 - PLASTIC PLUGS INSTALLED IN ALL TAPPED HOLES & NUTS.

QTY: 4

	THIS DWG IS PROPERTY OF CHM INDUSTRIES AND CONTAINS PROPRIETARY INFORMATION WHICH MAY NOT BE COPIED OR REPRODUCED WITHOUT PRIOR WRITTEN CONSENT FROM CHM INDUSTRIES.	DIMENSIONS ARE IN INCHES UNLESS OTHERWISE SPECIFIED	SPECIFICATIONS MATERIAL: - FINISH: GALVANIZED SCALE: NTS B DO NOT SCALE DRAWING	BY: SR DATE: 06/17/2022	JOB NO.: 22-10571 PART NO.: 10571-100 DWG NO.: 22-10571-H4-70_100 SHEET: 1 OF 1	REV: -	
	700 E. MCCLEROY, SUITE A SAGINAW, TEXAS 76179 682.286.0046 PH 682.286.0086 FX CHMINDUSTRIES.COM	BREAK ALL SHARP EDGES .005/.015. REMOVE ALL BURRS AND CHIPS	TOLERANCES UNLESS OTHERWISE SPECIFIED GENERAL TOLERANCE: ±1/16 ANGULAR: ±0.5°	THIRD ANGLE PROJECTION	GREENVILLE UTILITES COMISSION H4-70'		
	QTY: 4						

ITEM NO.	PART NUMBER	DESCRIPTION	MATERIAL	QTY.
1	10571-SECC002	SECTION, POLE, 18.40"X10.00"X0.1875"X40'-0"	A572 GR.65	1
2	10571-SECB002	SECTION, POLE, 23.15"X17.32"X0.1875"X27'-9"	A572 GR.65	1
3	10571-A-PC001	POLE CAP, Ø 11 3/8" X 3/16"	A871 GR65	1
4	42107	Bolt, 1/2-13 x 1-1/2", SS, HH, FULL THREAD	SS	1

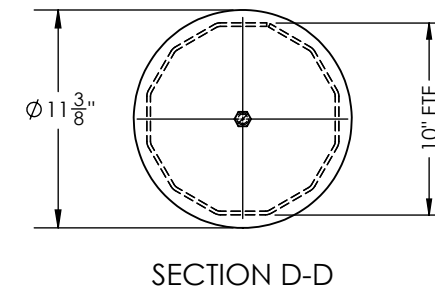
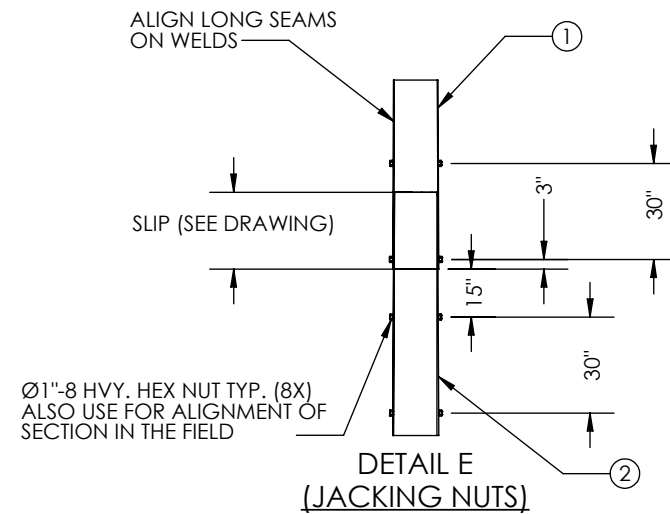


ORIENTATION DETAIL
TOP VIEW

TOP WEIGHT: 1,215 lbs
BOT WEIGHT: 1,209 lbs
(NOTE : INCLUDES 6% OF GALVANIZED WEIGHT)

GUC
H5 - 70'
STR#: X
MM/YYYY
WEIGHT'XXXX
CHM# 22-10571
UGM : 443.20 FT-K

ID TAG DETAIL
3/8" ENGRAVED
X=108,109,



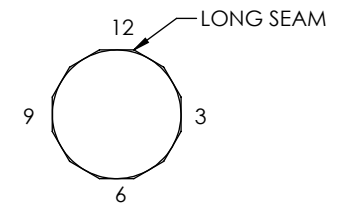
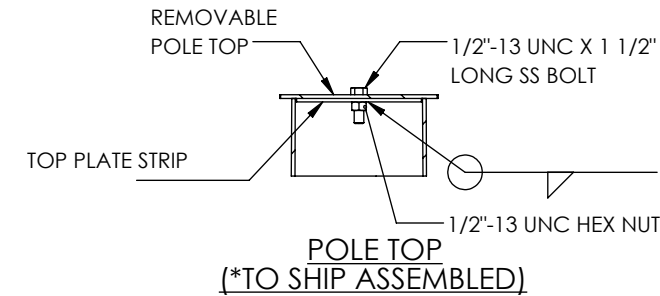
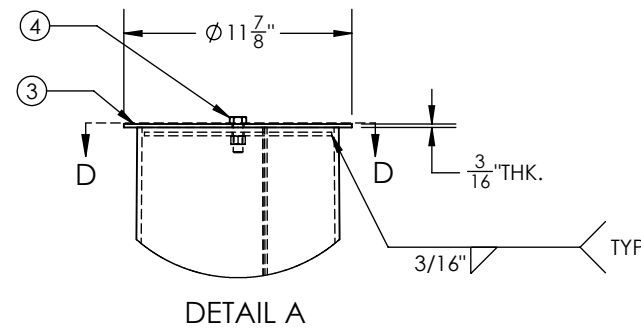
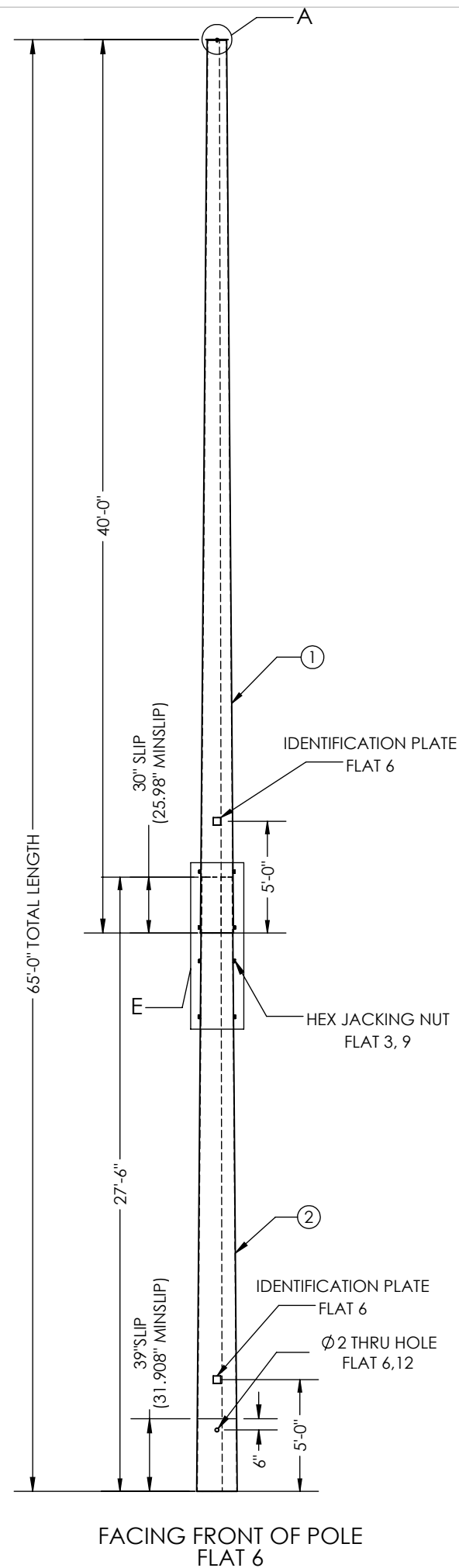
SECTION D-D

- GENERAL NOTES:
1. SHAFT DIMENSIONS ARE 12 SIDED MEASURED FLAT TO FLAT.
 2. ALL FULL PENETRATION WELDS TO BE U.T. INSPECTED.
 3. WELDING CODE AWS D1.1.
 4. PLASTIC PLUGS INSTALLED IN ALL TAPPED HOLES & NUTS.

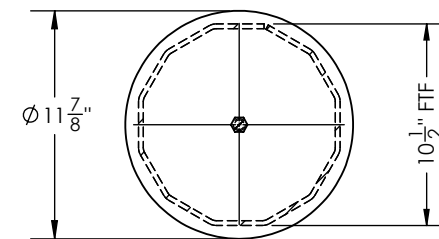
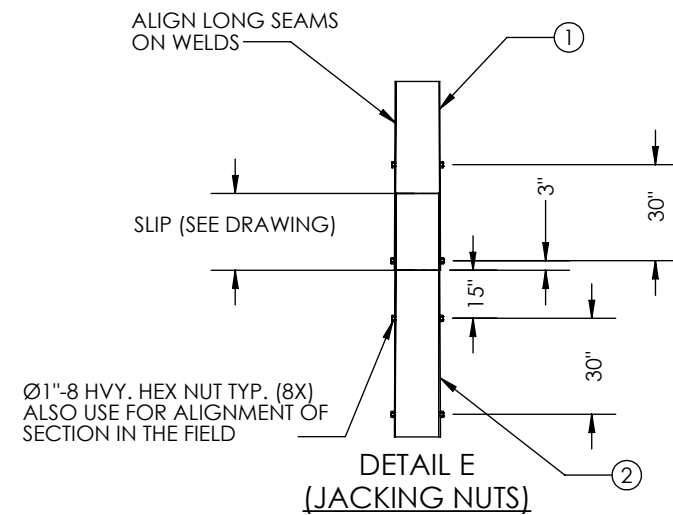
QTY: 2

THIS DWG IS PROPERTY OF CHM INDUSTRIES AND CONTAINS PROPRIETARY INFORMATION WHICH MAY NOT BE COPIED OR REPRODUCED WITHOUT PRIOR WRITTEN CONSENT FROM CHM INDUSTRIES.		DIMENSIONS ARE IN INCHES UNLESS OTHERWISE SPECIFIED		SPECIFICATIONS		BY	DATE	JOB NO.	PART NO.	DWG NO.	REV.
700 E. MCCLEROY, SUITE A SAGINAW, TEXAS 76179 682.286.0046 PH 682.286.0086 FX CHMINDUSTRIES.COM		BREAK ALL SHARP EDGES 005/015. REMOVE ALL BURRS AND CHIPS		TOLERANCES UNLESS OTHERWISE SPECIFIED GENERAL TOLERANCE : ±1/16 ANGULAR : ±0.5°		SR	06/17/2022	22-10571	10571-200	22-10571-H5-70_200	-
CHM INDUSTRIES		GALVANIZED		NTS		B	THIRD ANGLE PROJECTION	GREENVILLE UTILITES COMISSION			
								H5-70'			

ITEM NO.	PART NUMBER	DESCRIPTION	MATERIAL	QTY.
1	10571-SECC003	SECTION, POLE, 17.82"X10.50"X0.2500"X40'-0"	A572 GR.65	1
2	10571-SECB003	SECTION, POLE, 21.77"X16.74"X0.2500"X27'-6"	A572 GR.65	1
3	10571-A-PC002	POLE CAP, Ø11 7/8" X 3/16"	A36	1
4	42107	Bolt, 1/2"-13 x 1-1/2", SS, HH, FULL THREAD	SS	1



ORIENTATION DETAIL
TOP VIEW



SECTION D-D

TOP WEIGHT: 1,608 lbs
BOT WEIGHT: 1,513. lbs
((NOTE : INCLUDES 6% OF GALVANIZED WEIGHT))

X = #
69
71
88
90
92
93
95
96
97
110
161
162

GUC
H6 - 70'
STR#: X
MM/YYYY
WEIGHT'XXXX
CHM# 22-10571
UGM : 515.74 FT-K

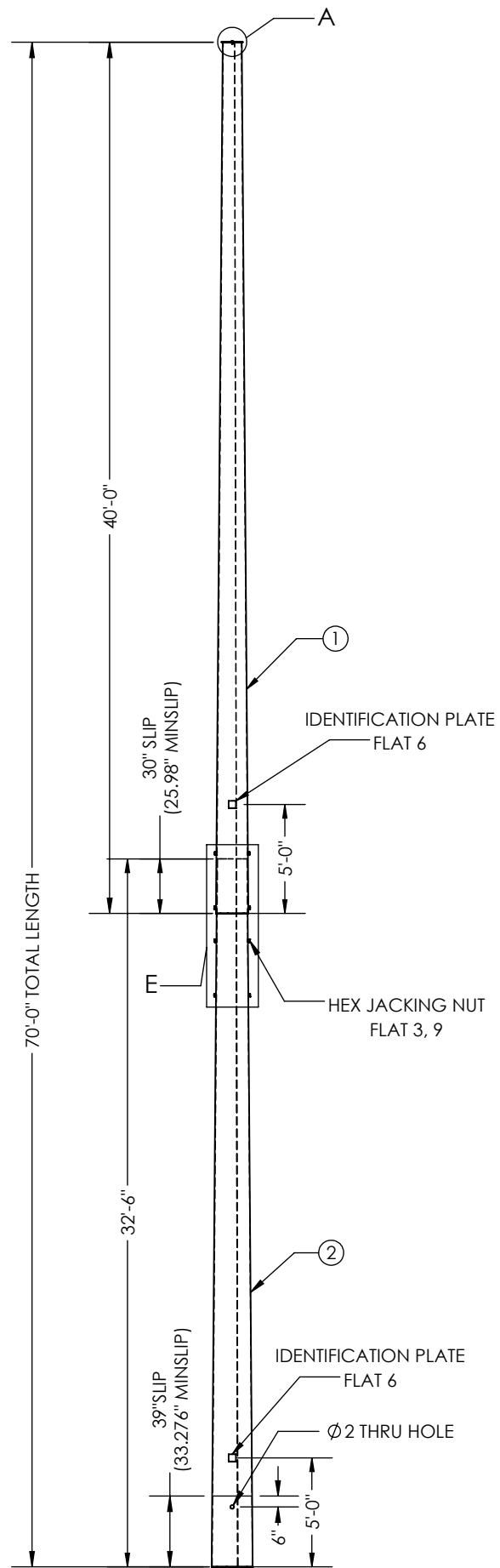
ID TAG DETAIL
3/4" ENGRAVED
X= SEE STRUCTURE TABLE

- GENERAL NOTES:
- SHAFT DIMENSIONS ARE 12 SIDED MEASURED FLAT TO FLAT.
 - ALL FULL PENETRATION WELDS TO BE U.T. INSPECTED.
 - WELDING CODE AWS D1.1.
 - PLASTIC PLUGS INSTALLED IN ALL TAPPED HOLES & NUTS.

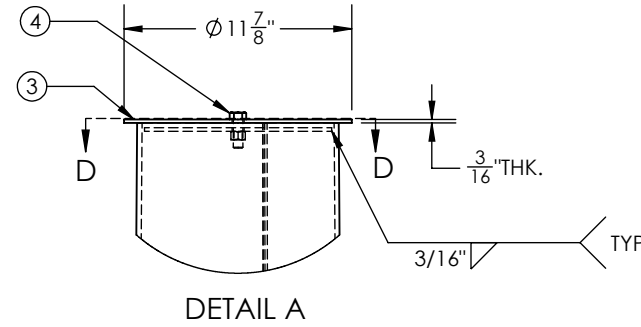
QTY: 13

	700 E. MCCLEROY, SUITE A SAGINAW, TEXAS 76179 682.286.0046 PH 682.286.0086 FX CHMINDUSTRIES.COM	DIMENSIONS ARE IN INCHES UNLESS OTHERWISE SPECIFIED TOLERANCES UNLESS OTHERWISE SPECIFIED GENERAL TOLERANCE: ±1/16 ANGULAR: ±0.5°	SPECIFICATIONS MATERIAL: - FINISH: GALVANIZED SCALE: NTS B DO NOT SCALE DRAWING	BY: SR DATE: 06/17/2022 CHKD: - LAST REV: - THIRD ANGLE PROJECTION	JOB NO.: 22-10571 PART NO.: 10571-300 DWG NO.: 22-10571-H6-70_300 SHEET: 1 OF 1	REV: -
	GREENVILLE UTILITES COMISSION H6-70'					

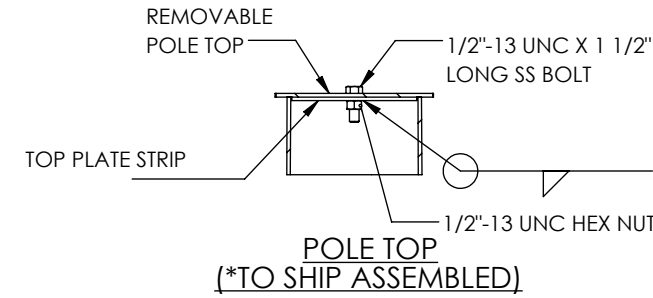
ITEM NO.	PART NUMBER	DESCRIPTION	MATERIAL	QTY.
1	10571-SECC004	SECTION, POLE, 17.82"X10.50"X0.2500"X40'-0"	A572 GR.65	1
2	10571-SECB004	SECTION, POLE, 22.68"X16.74"X0.2500"X32'-6"	A572 GR.65	1
3	10571-A-PC002	POLE CAP, Ø"11 7/8" X 3/16"	A36	1
4	42107	Bolt, 1/2"-13 x 1-1/2", SS, HH, FULL THREAD	SS	1



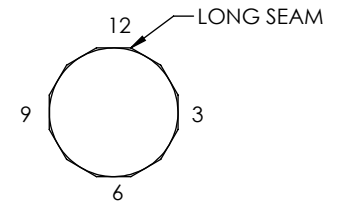
FACING FRONT OF POLE
FLAT 6



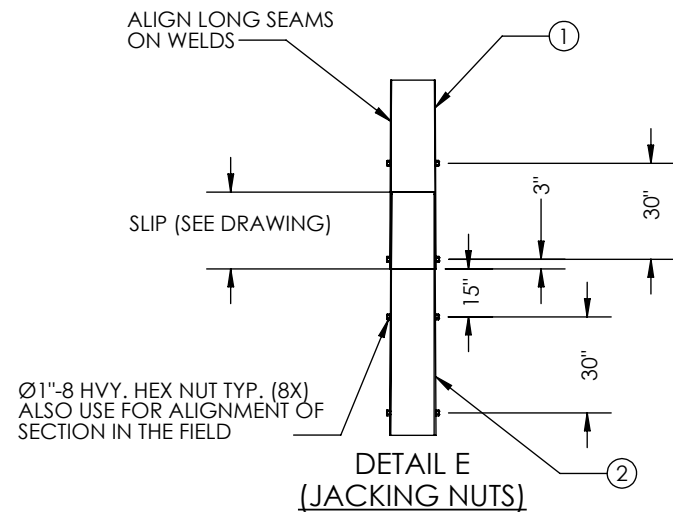
DETAIL A



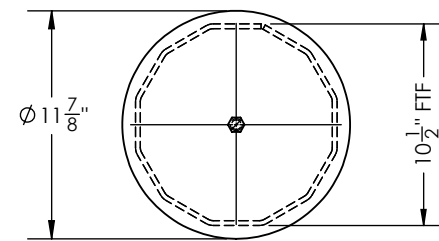
POLE TOP
(*TO SHIP ASSEMBLED)



ORIENTATION DETAIL
TOP VIEW



DETAIL E
(JACKING NUTS)



SECTION D-D

TOP WEIGHT: 1,608 lbs
BOT WEIGHT: 1,829 lbs
(NOTE : INCLUDES 6% OF GALVANIZED WEIGHT)

X = #
87
146
148
149

GUC
H6 - 75'
STR#: X
MM/YYYY
WEIGHT"XXXX
CHM# 22-10571
UGM : 560.23 FT-K

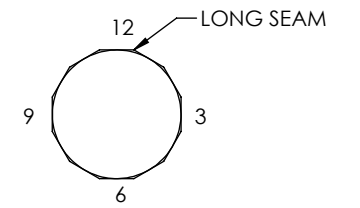
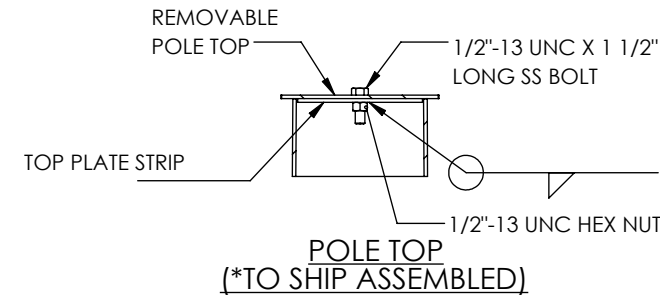
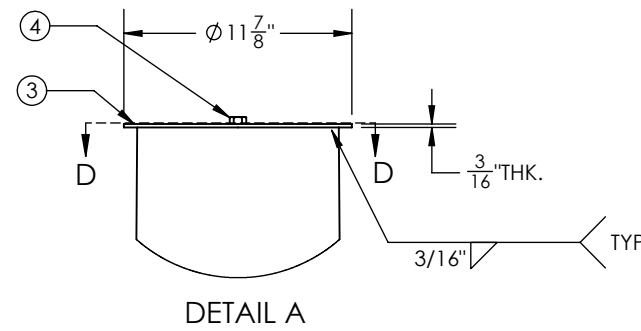
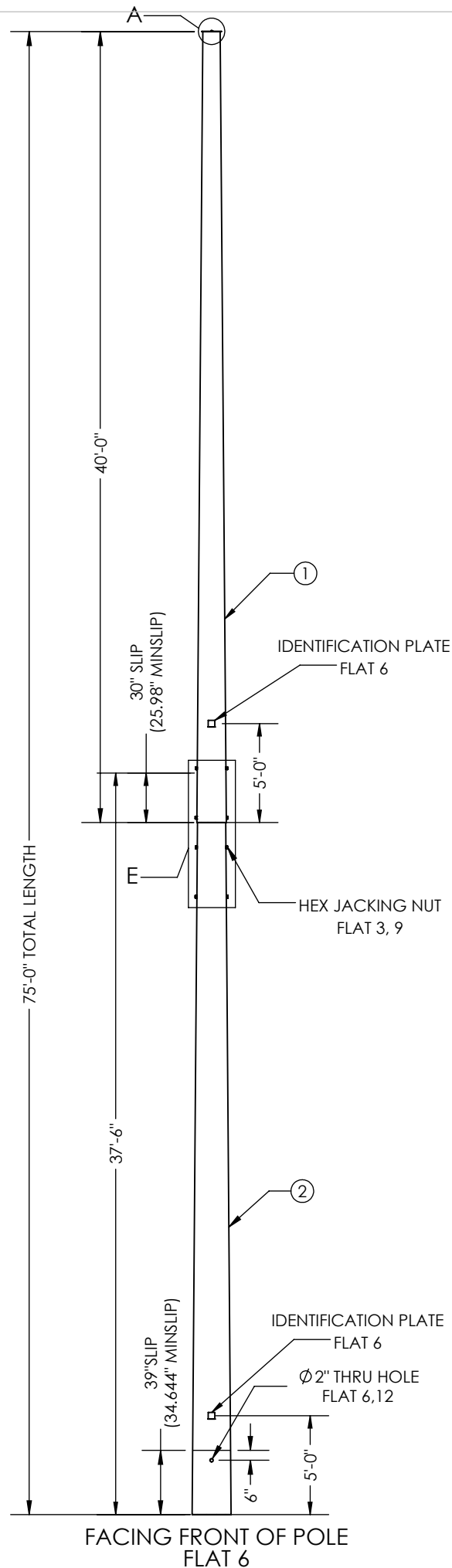
ID TAG DETAIL
3/8" ENGRAVED
X= SEE STRUCTURE TABLE

- GENERAL NOTES:
- SHAFT DIMENSIONS ARE 12 SIDED MEASURED FLAT TO FLAT.
 - ALL FULL PENETRATION WELDS TO BE U.T. INSPECTED.
 - WELDING CODE AWS D1.1.
 - PLASTIC PLUGS INSTALLED IN ALL TAPPED HOLES & NUTS.

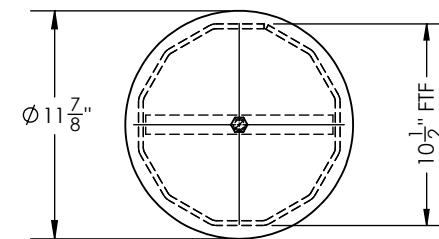
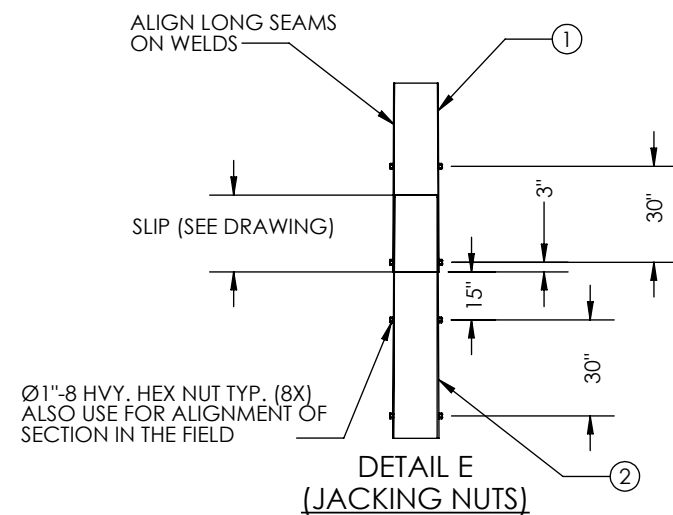
QTY: 4

<p>THIS DWG IS PROPERTY OF CHM INDUSTRIES AND CONTAINS PROPRIETARY INFORMATION WHICH MAY NOT BE COPIED OR REPRODUCED WITHOUT PRIOR WRITTEN CONSENT FROM CHM INDUSTRIES.</p> <p>CHM INDUSTRIES</p> <p>700 E. MCCLEROY, SUITE A SAGINAW, TEXAS 76179 682.286.0046 PH 682.286.0086 FX CHMINDUSTRIES.COM</p>		<p>DIMENSIONS ARE IN INCHES UNLESS OTHERWISE SPECIFIED</p> <p>TOLERANCES UNLESS OTHERWISE SPECIFIED</p> <p>GENERAL TOLERANCE : ±1/16 ANGULAR : ±0.5°</p>	<p>SPECIFICATIONS</p> <p>MATERIAL: -</p> <p>FINISH: GALVANIZED</p> <p>SCALE: NTS B</p> <p>DO NOT SCALE DRAWING</p>	<p>BY: SR</p> <p>DATE: 06/17/2022</p> <p>CHKD: -</p> <p>LAST REV: -</p> <p>THIRD ANGLE PROJECTION</p>	<p>JOB NO.: 22-10571</p> <p>PART NO.: 10571-400</p> <p>DWG NO.: 22-10571-400_H6_STR 75'</p> <p>SHEET: 1 OF 1</p>	<p>GREENVILLE UTILITES COMISSION</p> <p>H6-75'</p>	<p>REV: -</p>
---	--	--	--	---	--	--	---------------

ITEM NO.	PART NUMBER	DESCRIPTION	MATERIAL	QTY.
1	10571-SECC005	SECTION, POLE, 17.82"X10.50"X0.2500"X40'-0"	A572 GR.65	1
2	10571-SECB005	SECTION, POLE, 23.60"X16.74"X0.2500"X37'-6"	A572 GR.65	1
3	10571-A-PC002	POLE CAP, Ø"11 7/8" X 3/16"	A36	1
4	42107	Bolt, 1/2-13 x 1-1/2", SS, HH, FULL THREAD	SS	1



ORIENTATION DETAIL
TOP VIEW



SECTION D-D

X = #
80
81
82
117
118
130
131
133
137
139
150

TOP WEIGHT: 1,608 lbs
BOT WEIGHT: 2,161 lbs

GUC
H6 - 80'
STR#: X
MM/YYYY
WEIGHT'XXXX
CHM# 22-10571
UGM : 606.88 FT-K

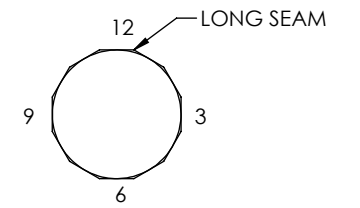
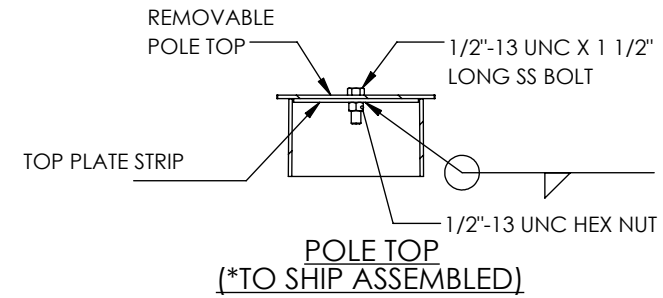
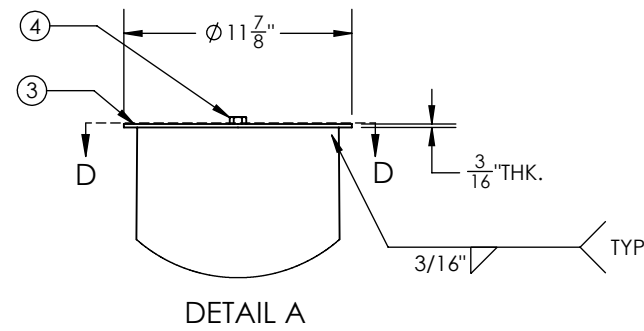
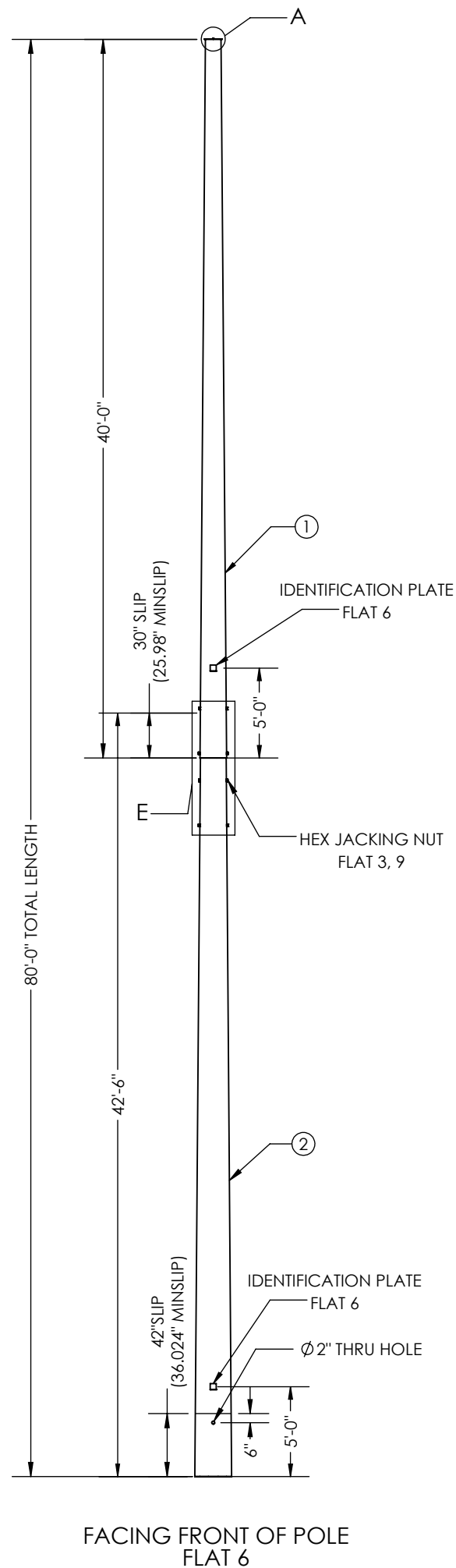
ID TAG DETAIL
3/8 ENGRAVED
X= SEE STRUCTURE TABLE

- GENERAL NOTES:
1. SHAFT DIMENSIONS ARE 12 SIDED MEASURED FLAT TO FLAT.
 2. ALL FULL PENETRATION WELDS TO BE U.T. INSPECTED.
 3. WELDING CODE AWS D1.1.
 4. PLASTIC PLUGS INSTALLED IN ALL TAPPED HOLES & NUTS.

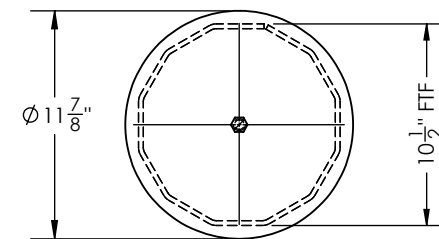
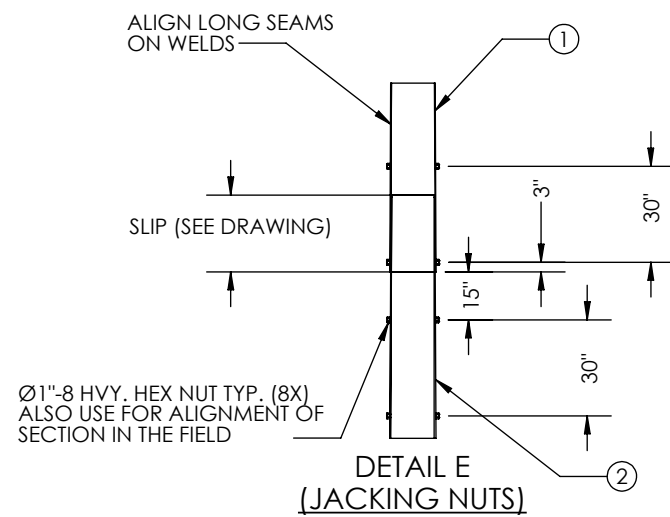
QTY: 11

THIS DWG IS PROPERTY OF CHM INDUSTRIES AND CONTAINS PROPRIETARY INFORMATION WHICH MAY NOT BE COPIED OR REPRODUCED WITHOUT PRIOR WRITTEN CONSENT FROM CHM INDUSTRIES.		DIMENSIONS ARE IN INCHES UNLESS OTHERWISE SPECIFIED		SPECIFICATIONS		BY	DATE	JOB NO.	PART NO.	DWG NO.	REV.	
		700 E. MCCLEROY, SUITE A SAGINAW, TEXAS 76179 682.286.0046 PH 682.286.0086 FX CHMINDUSTRIES.COM		BREAK ALL SHARP EDGES .005/.015. REMOVE ALL BURRS AND CHIPS		SR	06/17/2022	22-10571	10571-500	22-10571-H6-80_500	-	
		TOLERANCES UNLESS OTHERWISE SPECIFIED		FINISH: GALVANIZED		CHK'D:	-	-	-	-	-	-
		GENERAL TOLERANCE: ±1/16 ANGULAR: ±0.5°		SCALE: NTS B		THIRD ANGLE PROJECTION		DO NOT SCALE DRAWING		GREENVILLE UTILITES COMMISSION		
H6-80'												

ITEM NO.	PART NUMBER	DESCRIPTION	MATERIAL	QTY.
1	10571-SECC006	SECTION, POLE, 17.82"X10.50"X0.2500"X40'-0"	A572 GR.65	1
2	10571-SECB006	SECTION, POLE, 24.51"X16.74"X0.2500"X42'-6"	A572 GR.65	1
3	10571-A-PC002	POLE CAP, Ø" 11 7/8" X 3/16"	A36	1
4	42107	Bolt, 1/2"-13 x 1-1/2", SS, HH, FULL THREAD	SS	1



ORIENTATION DETAIL
TOP VIEW



SECTION D-D

TOP WEIGHT: 1,608 lbs
BOT WEIGHT: 2,504 lbs
(NOTE : INCLUDES 6% OF GALVANIZED WEIGHT)

GUC
H6 - 85'
STR#: X
MM/YYYY
WEIGHT"XXXX
CHM# 22-10571
UGM : 655.41 FT-K

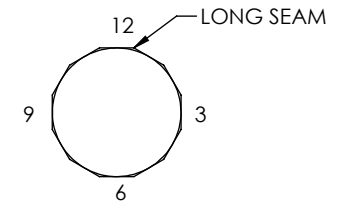
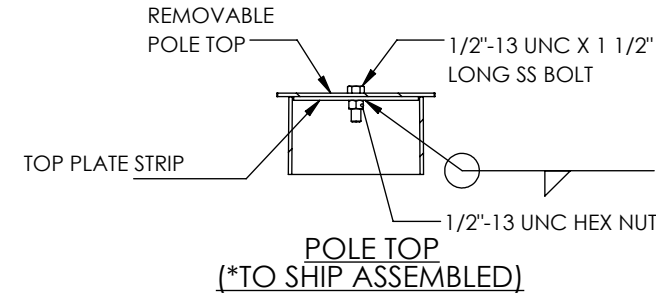
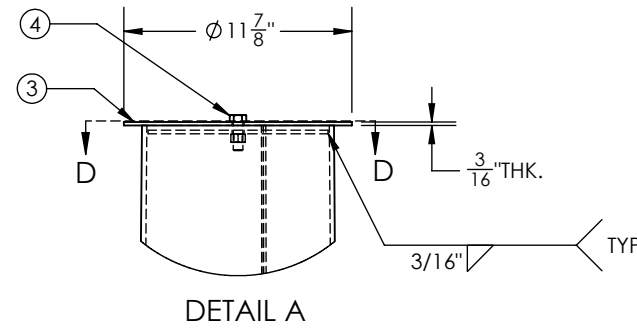
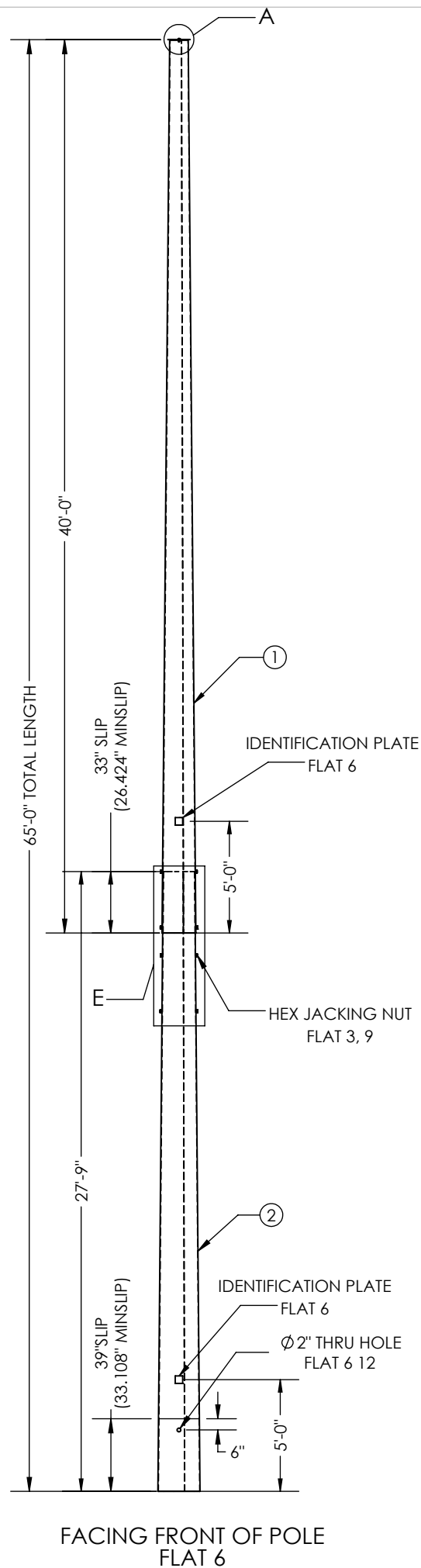
ID TAG DETAIL
3/8" ENGRAVED
X = 152,156

- GENERAL NOTES:
1. SHAFT DIMENSIONS ARE 12 SIDED MEASURED FLAT TO FLAT.
 2. ALL FULL PENETRATION WELDS TO BE U.T. INSPECTED.
 3. WELDING CODE AWS D1.1.
 4. PLASTIC PLUGS INSTALLED IN ALL TAPPED HOLES & NUTS.

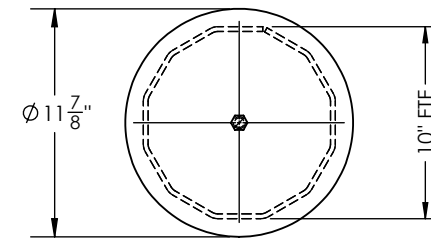
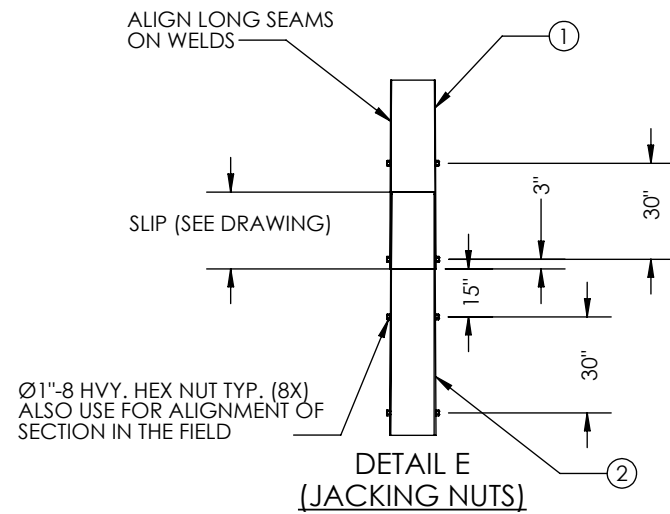
QTY: 2

THIS DWG IS PROPERTY OF CHM INDUSTRIES AND CONTAINS PROPRIETARY INFORMATION WHICH MAY NOT BE COPIED OR REPRODUCED WITHOUT PRIOR WRITTEN CONSENT FROM CHM INDUSTRIES.		DIMENSIONS ARE IN INCHES UNLESS OTHERWISE SPECIFIED		SPECIFICATIONS		BY	DATE	JOB NO.	PART NO.	DWG NO.	REV.	
		700 E. MCCLEROY, SUITE A SAGINAW, TEXAS 76179 682.286.0046 PH 682.286.0086 FX CHMINDUSTRIES.COM		BREAK ALL SHARP EDGES .005/.015. REMOVE ALL BURRS AND CHIPS		GALVANIZED		SR	06/17/2022	22-10571	10571-600	22-10571-H6-85'_600 SHEET: 1 OF 1
		TOLERANCES UNLESS OTHERWISE SPECIFIED		GENERAL TOLERANCE: ±1/16 ANGULAR: ±0.5°		NTS		B	THIRD ANGLE PROJECTION		GREENVILLE UTILITES COMISSION	
		DO NOT SCALE DRAWING										H6-85'

ITEM NO.	PART NUMBER	DESCRIPTION	MATERIAL	QTY.
1	10571-SECC007	SECTION, POLE, 18.12"X10.00"X0.2500"X40'-0"	A572 GR.65	1
2	10571-SECB007	SECTION, POLE, 22.57"X16.94"X0.2500"X27'-9"	A572 GR.65	1
3	10571-A-PC001	POLE CAP, Ø11 7/8" X 3/16"	A36	1
4	42107	Bolt, 1/2"-13 x 1-1/2", SS, HH, FULL THREAD	SS	1



ORIENTATION DETAIL
TOP VIEW



SECTION D-D

TOP WEIGHT: 1,596 lbs
BOT WEIGHT: 1,566 lbs
(NOTE : INCLUDES 6% OF GALVANIZED WEIGHT)

GUC
H7 - 70'
STR#: X
MM/YYYY
WEIGHT"XXXX
CHM# 22-10571
UGM : 558.48 FT-K

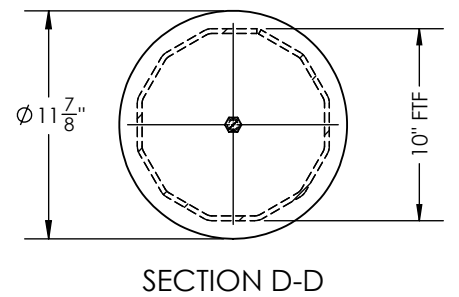
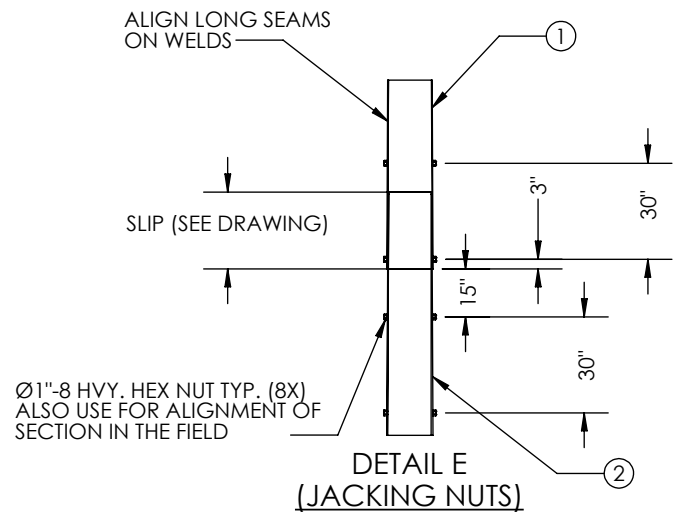
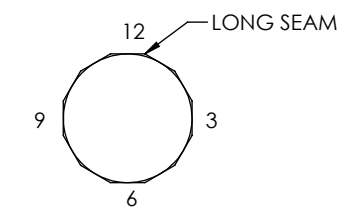
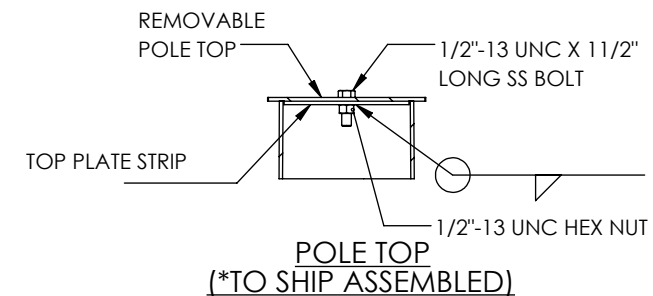
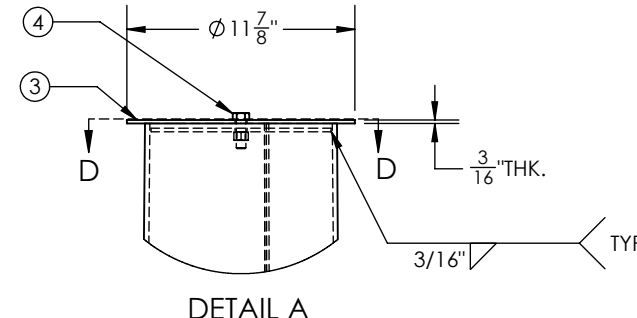
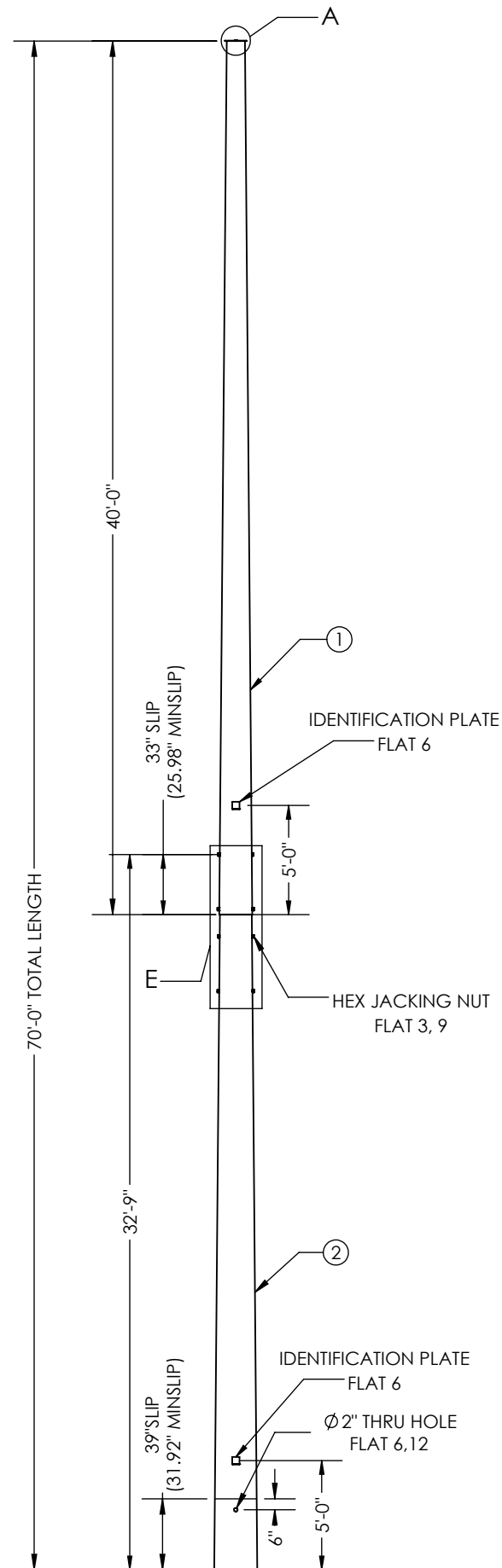
ID TAG DETAIL
3/8" ENGRAVED
X= 66,67,160.

- GENERAL NOTES:
1. SHAFT DIMENSIONS ARE 12 SIDED MEASURED FLAT TO FLAT.
 2. ALL FULL PENETRATION WELDS TO BE U.T. INSPECTED.
 3. WELDING CODE AWS D1.1.
 4. PLASTIC PLUGS INSTALLED IN ALL TAPPED HOLES & NUTS.

QTY: 3

THIS DWG IS PROPERTY OF CHM INDUSTRIES AND CONTAINS PROPRIETARY INFORMATION WHICH MAY NOT BE COPIED OR REPRODUCED WITHOUT PRIOR WRITTEN CONSENT FROM CHM INDUSTRIES.		DIMENSIONS ARE IN INCHES UNLESS OTHERWISE SPECIFIED		SPECIFICATIONS		BY	DATE	JOB NO.	PART NO.	DWG NO.	REV.
		700 E. MCCLEROY, SUITE A SAGINAW, TEXAS 76179 682.286.0046 PH 682.286.0086 FX CHMINDUSTRIES.COM		MATERIAL: -		CREATED: SR	06/17/2022	22-10571	10571-700	22-10571-700-H7-70	-
		BREAK ALL SHARP EDGES .005/.015. REMOVE ALL BURRS AND CHIPS		FINISH: GALVANIZED		CHK'D: -	-	SHEET: 1 OF 1		GREENVILLE UTILITES COMISSION	
		TOLERANCES UNLESS OTHERWISE SPECIFIED		SCALE: NTS B		LAST REV.: -		THIRD ANGLE PROJECTION		H7-70'	
GENERAL TOLERANCE: ±1/16		ANGULAR: ±0.5°		DO NOT SCALE DRAWING							

ITEM NO.	PART NUMBER	DESCRIPTION	MATERIAL	QTY.
1	10571-SECC008	SECTION, POLE, 18.12"X10.00"X0.2500"X40'-0"	A572 GR.65	1
2	10571-SECB008	SECTION, POLE, 23.58"X16.94"X0.2500"X32'-9"	A572 GR.65	1
3	10571-A-PC001	POLE CAP, Ø11 7/8" X 3/16"	A36	1
4	42107	Bolt, 1/2"-13 x 1-1/2", SS, HH, FULL THREAD	SS	1



TOP WEIGHT: 1,596 lbs
BOT WEIGHT: 1,896 lbs
 (NOTE : INCLUDES 6% OF GALVANIZED WEIGHT)

X = #
12
13
39
86
98
95

GUC
 H7 - 75'
 STR#: X
 MM/YYYY
 WEIGHT"XXXX
 CHM# 22-10571
 UGM : 610.27 FT-K

ID TAG DETAIL
 3/8" ENGRAVED
 X= SEE STRUCTURE TABLE

- GENERAL NOTES:
1. SHAFT DIMENSIONS ARE 12 SIDED MEASURED FLAT TO FLAT.
 2. ALL FULL PENETRATION WELDS TO BE U.T. INSPECTED.
 3. WELDING CODE AWS D1.1.
 4. PLASTIC PLUGS INSTALLED IN ALL TAPPED HOLES & NUTS.

QTY: 5

FACING FRONT OF POLE
 FLAT 6



700 E. MCCLEROY, SUITE A
 SAGINAW, TEXAS 76179
 682.286.0046 PH
 682.286.0086 FX
 CHMINDUSTRIES.COM

BREAK ALL SHARP EDGES .005/.015.
 REMOVE ALL BURRS AND CHIPS

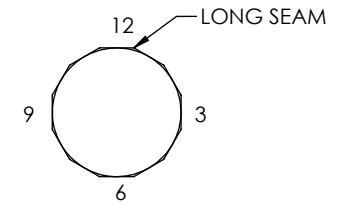
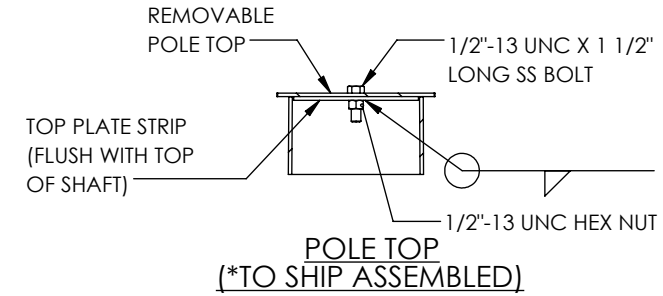
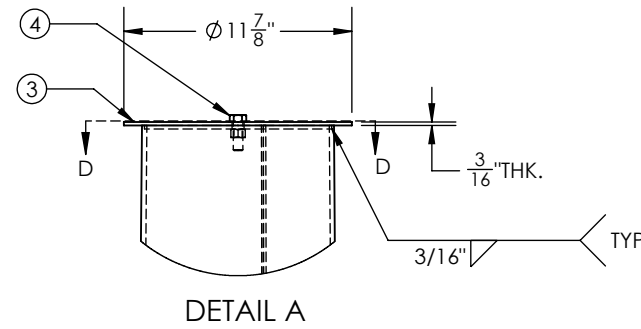
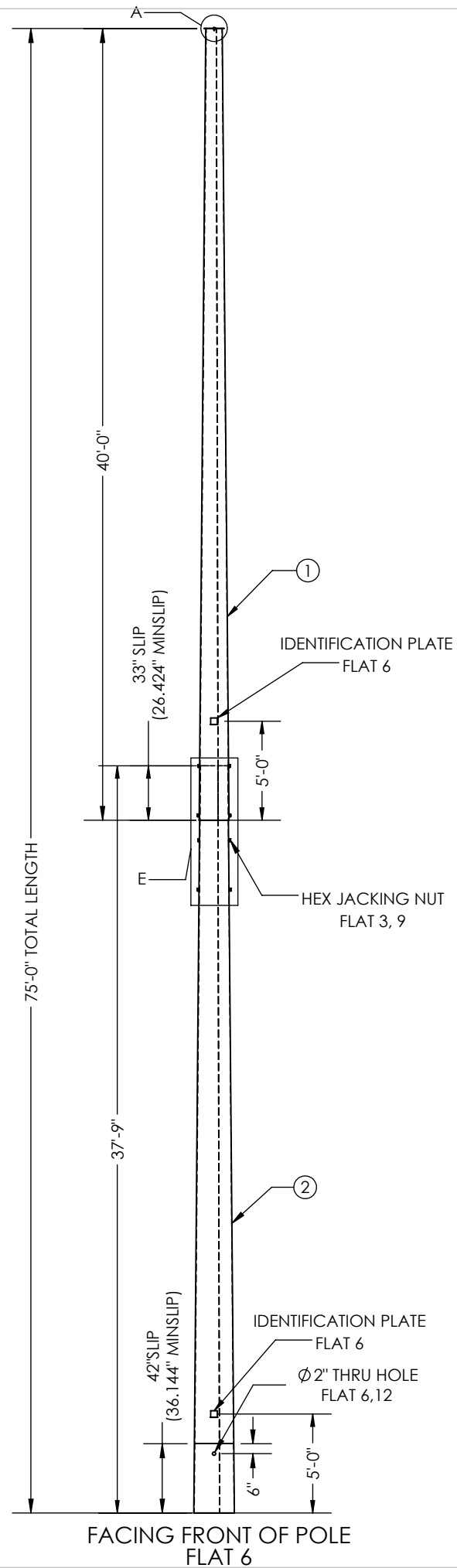
TOLERANCES UNLESS OTHERWISE SPECIFIED
 GENERAL TOLERANCE : ±1/16
 ANGULAR : ±0.5°

SPECIFICATIONS		BY	DATE
MATERIAL:	-	SR	06/17/2022
FINISH:	GALVANIZED	CHK'D:	-
SCALE:	NTS B	LAST REV.:	-
DO NOT SCALE DRAWING		THIRD ANGLE PROJECTION	

JOB NO.	PART NO.	DWG NO.	REV.
22-10571	10571-800	22-10571-800-H7-75	-
SHEET: 1 OF 1			

GREENVILLE UTILITES COMISSION
 H7-75'

ITEM NO.	PART NUMBER	DESCRIPTION	MATERIAL	QTY.
1	10571-SECC009	SECTION, POLE, 18.12"X10.00"X0.2500"X40'-0"	A572 GR.65	1
2	10571-SECB009	SECTION, POLE, 24.60"X16.94"X0.2500"X37'-9"	A572 GR.65	1
3	10571-A-PC002	POLE CAP, Ø11.870" X0.1875"	A36	1
4	42107	Bolt, 1/2"-13 x 1-1/2", SS, HH, FULL THREAD	SS	1



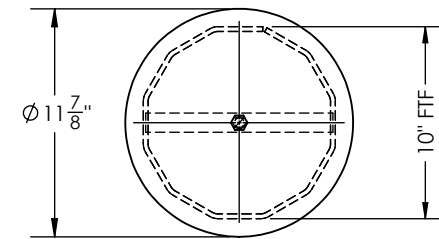
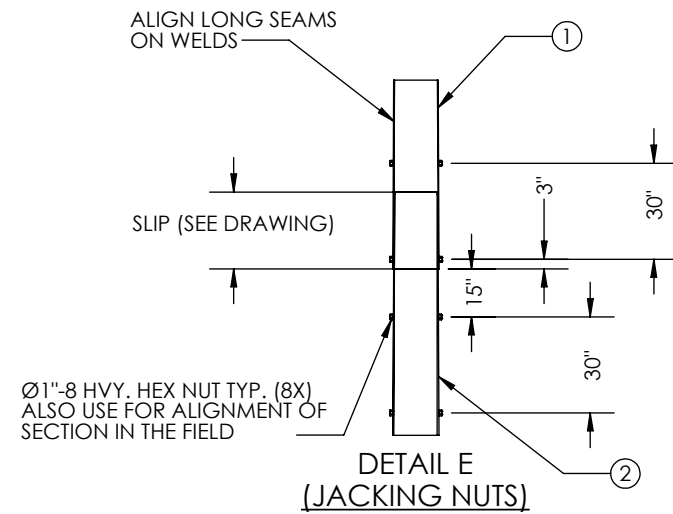
**ORIENTATION DETAIL
TOP VIEW**

TOP WEIGHT: 1,596 lbs
BOT WEIGHT: 2,240 lbs
(NOTE : INCLUDES 6% OF GALVANIZED WEIGHT)

GUC
H7 - 80'
STR#: X
MM/YYYY
WEIGHT"XXXX
CHM# 22-10571
UGM : 664..36 FT-K

ID TAG DETAIL
3/8" ENGRAVED
X= 41,48,157

- GENERAL NOTES:
1. SHAFT DIMENSIONS ARE 12 SIDED MEASURED FLAT TO FLAT.
 2. ALL FULL PENETRATION WELDS TO BE U.T. INSPECTED.
 3. WELDING CODE AWS D1.1.
 4. PLASTIC PLUGS INSTALLED IN ALL TAPPED HOLES & NUTS.

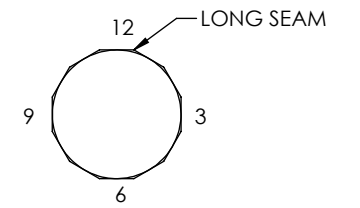
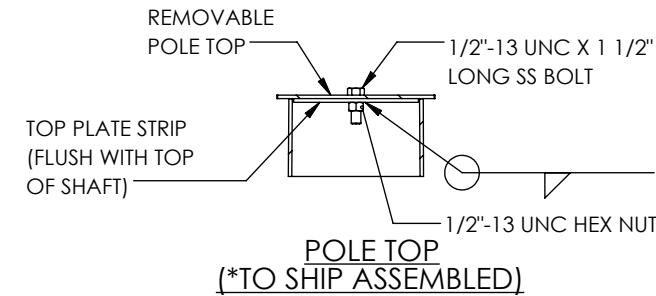
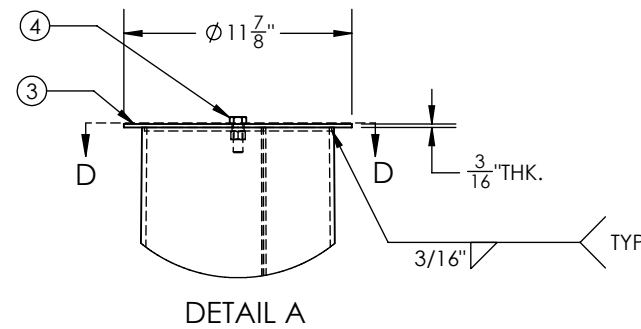
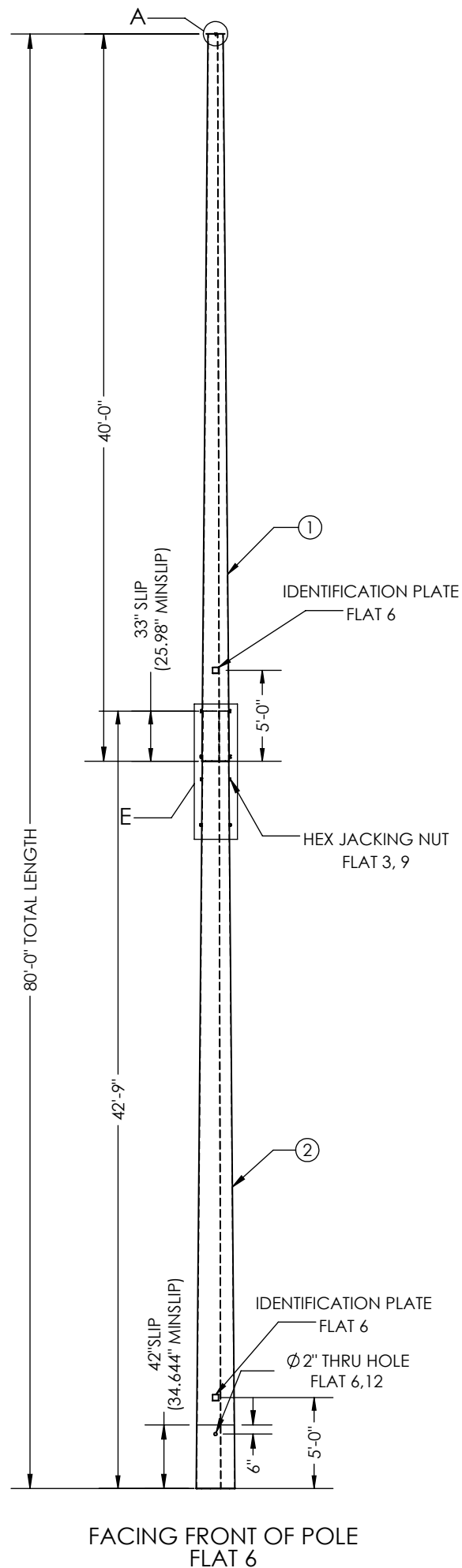


SECTION D-D

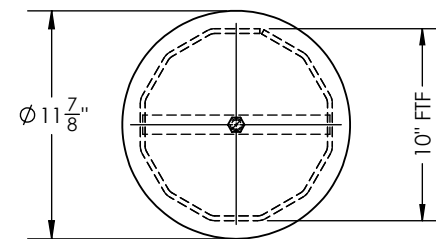
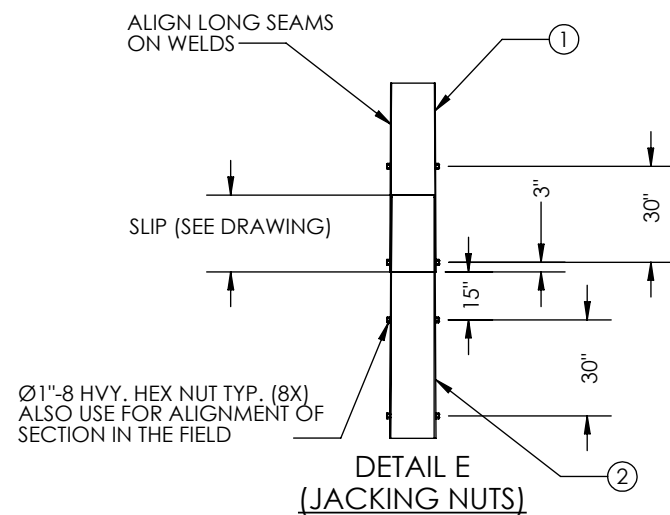
QTY: 3

	<small>THIS DWG IS PROPERTY OF CHM INDUSTRIES AND CONTAINS PROPRIETARY INFORMATION WHICH MAY NOT BE COPIED OR REPRODUCED WITHOUT PRIOR WRITTEN CONSENT FROM CHM INDUSTRIES.</small>	<small>DIMENSIONS ARE IN INCHES UNLESS OTHERWISE SPECIFIED</small>	<small>SPECIFICATIONS</small> MATERIAL: - FINISH: GALVANIZED SCALE: NTS B DO NOT SCALE DRAWING	<small>BY</small> CREATED: SR <small>DATE</small> 06/17/2022	<small>JOB NO.</small> 22-10571	<small>PART NO.</small> 10571-900	<small>DWG NO.</small> 22-10571-H7-80_900 SHEET: 1 OF 1	<small>REV.</small> -	
	700 E. MCCLEROY, SUITE A SAGINAW, TEXAS 76179 682.286.0046 PH 682.286.0086 FX CHMINDUSTRIES.COM	<small>BREAK ALL SHARP EDGES .005/.015. REMOVE ALL BURRS AND CHIPS</small>	<small>TOLERANCES UNLESS OTHERWISE SPECIFIED</small> GENERAL TOLERANCE: ±1/16 ANGULAR: ±0.5°	<small>THIRD ANGLE PROJECTION</small>	<small>GREENVILLE UTILITES COMMISSION</small>	H7-80'			

ITEM NO.	PART NUMBER	DESCRIPTION	MATERIAL	QTY.
1	10571-SECC010	SECTION, POLE, 18.12"X10.00"X0.2500"X40'-0"	A572 GR.65	1
2	10571-SECB010	SECTION, POLE, 25.61"X16.94"X0.2500"X42'-9"	A572 GR.65	1
3	10571-A-PC002	POLE CAP, Ø11.870" X0.1875"	A36	1
4	42107	Bolt, 1/2"-13 x 1-1/2", SS, HH, FULL THREAD	SS	1



ORIENTATION DETAIL
TOP VIEW



SECTION D-D

X = #
83
113
116
89
120
125
126

TOP WEIGHT: 1,607.74 lbs
BOT WEIGHT: 2,161 lbs

GUC
H7 - 85'
STR#: X
MM/YYYY
WEIGHT'XXXX
CHM# 22-10571
UGM : 606.88 FT-K

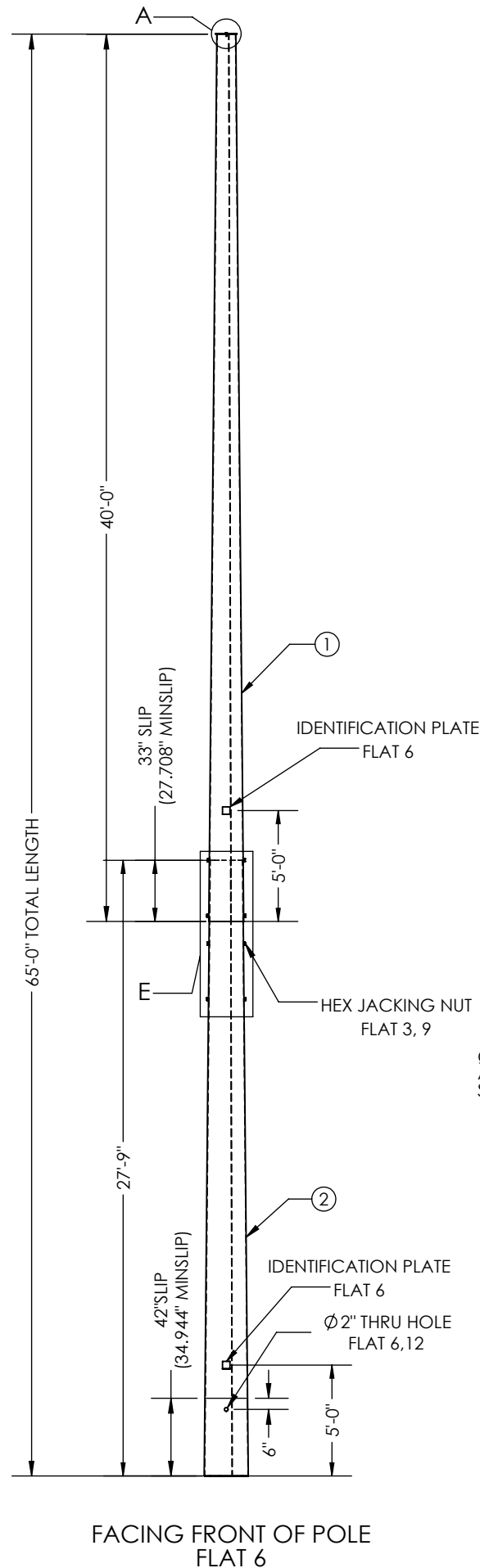
ID TAG DETAIL
3/8" ENGRAVED
X= SEE STRUCTURE TABLE

- GENERAL NOTES:
1. SHAFT DIMENSIONS ARE 12 SIDED MEASURED FLAT TO FLAT.
 2. ALL FULL PENETRATION WELDS TO BE U.T. INSPECTED.
 3. WELDING CODE AWS D1.1.
 4. PLASTIC PLUGS INSTALLED IN ALL TAPPED HOLES & NUTS.

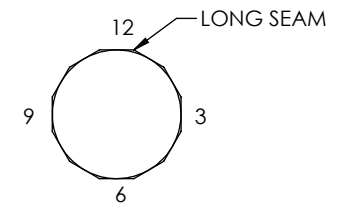
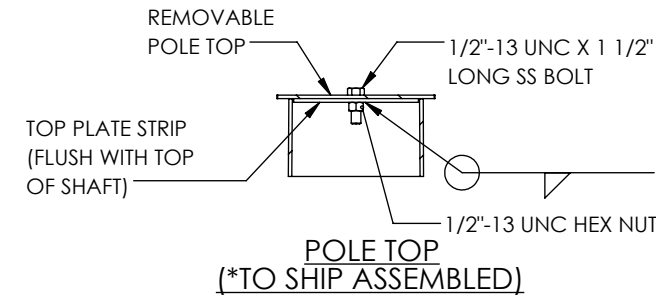
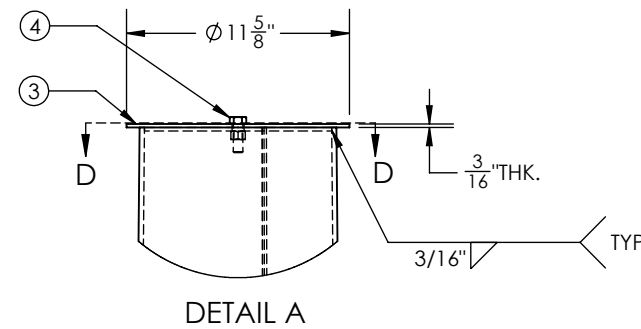
QTY: 7

THIS DWG IS PROPERTY OF CHM INDUSTRIES AND CONTAINS PROPRIETARY INFORMATION WHICH MAY NOT BE COPIED OR REPRODUCED WITHOUT PRIOR WRITTEN CONSENT FROM CHM INDUSTRIES.		DIMENSIONS ARE IN INCHES UNLESS OTHERWISE SPECIFIED		SPECIFICATIONS		BY	DATE	JOB NO.	PART NO.	DWG NO.	REV.
		700 E. MCCLEROY, SUITE A SAGINAW, TEXAS 76179 682.286.0046 PH 682.286.0086 FX CHMINDUSTRIES.COM		MATERIAL: -		CREATED: SR	06/17/2022	22-10571	10571-1000	22-10571-1000-H7-STR_85'	-
		BREAK ALL SHARP EDGES .005/.015. REMOVE ALL BURRS AND CHIPS		FINISH: GALVANIZED		CHK'D: -	-				
		TOLERANCES UNLESS OTHERWISE SPECIFIED		SCALE: NTS B		LAST REV.: -					
		GENERAL TOLERANCE: ±1/16 ANGULAR: ±0.5°		DO NOT SCALE DRAWING		THIRD ANGLE PROJECTION					
								GREENVILLE UTILITES COMISSION			
								H7-85'			

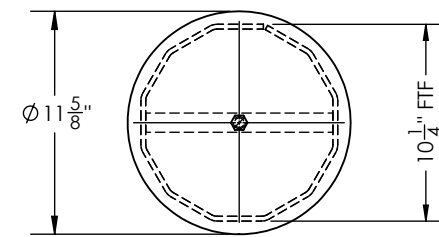
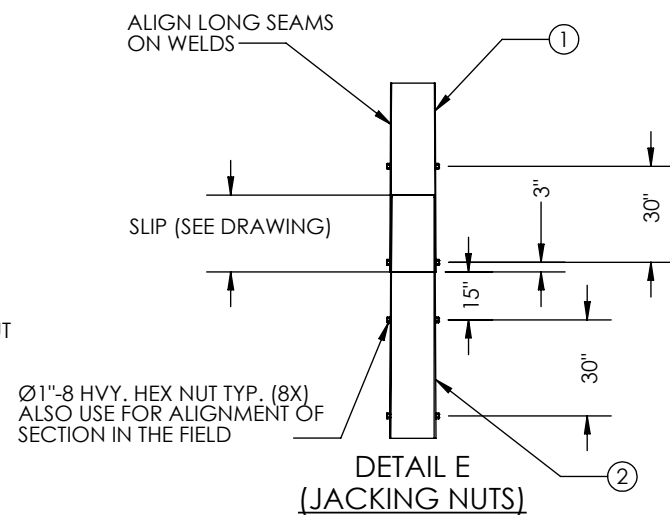
ITEM NO.	PART NUMBER	DESCRIPTION	MATERIAL	QTY.
1	10571-SECC011	SECTION, POLE, 18.97"X10.25"X0.2500"X40'-0"	A572 GR.65	1
2	10571-SECB011	SECTION, POLE, 23.79"X17.75"X0.2500"X27'-9"	A572 GR.65	1
3	10571-A-PC003	POLE CAP, Ø11.612" X0.1875"	A36	1
4	42107	Bolt, 1/2"-13 x 1-1/2", SS, HH, FULL THREAD	SS	1



FACING FRONT OF POLE
FLAT 6



ORIENTATION DETAIL
TOP VIEW



SECTION D-D

TOP WEIGHT: 1,607.74 lbs
BOT WEIGHT: 2,161 lbs
(NOTE : INCLUDES 6% OF GALVANIZED WEIGHT)

GUC
H8 - 70'
STR#: X
MM/YYYY
WEIGHT'XXXX
CHM# 22-10571
UGM : 624.43 FT-K

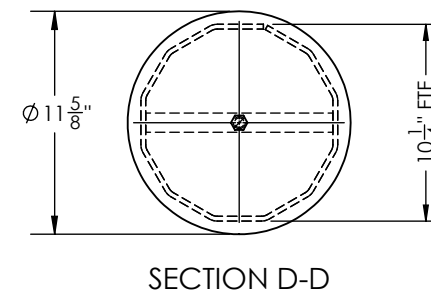
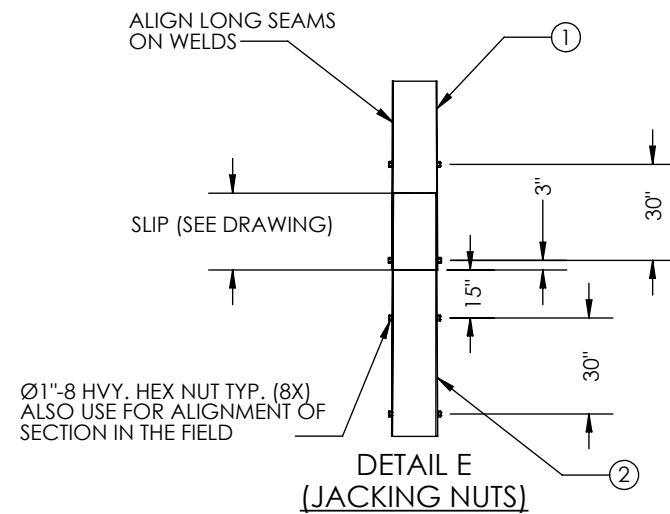
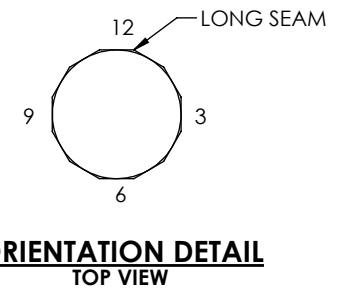
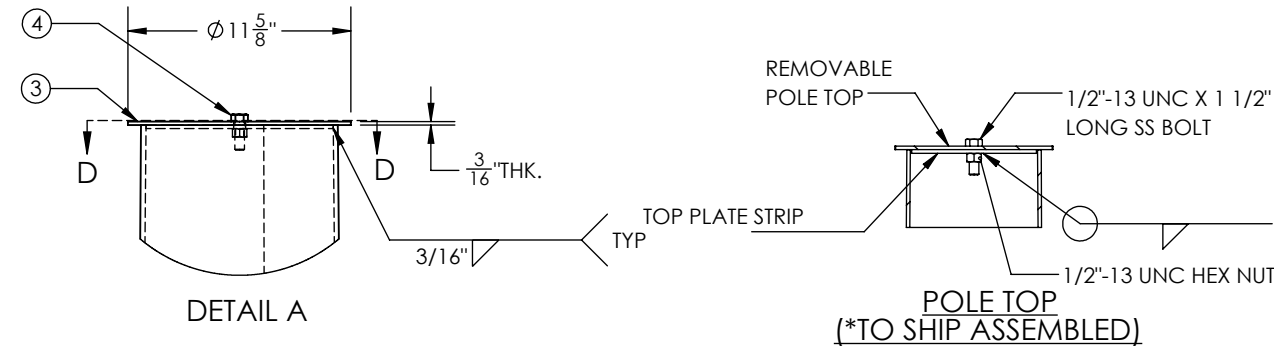
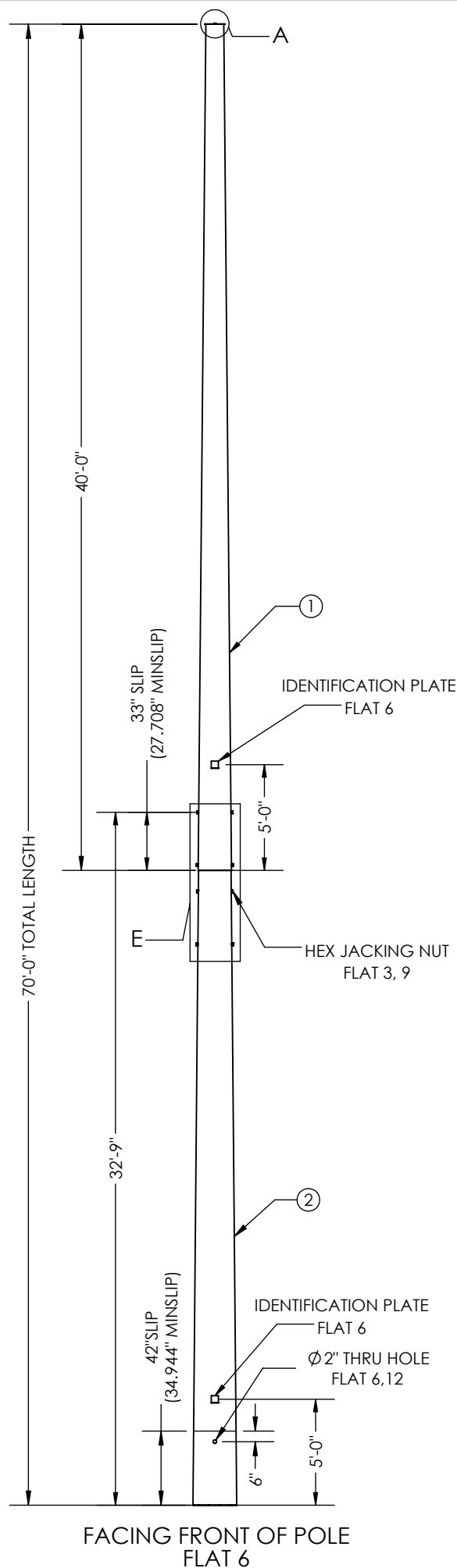
ID TAG DETAIL
3/8" ENGRAVED
X= 70,104.

- GENERAL NOTES:
1. SHAFT DIMENSIONS ARE 12 SIDED MEASURED FLAT TO FLAT.
 2. ALL FULL PENETRATION WELDS TO BE U.T. INSPECTED.
 3. WELDING CODE AWS D1.1.
 4. PLASTIC PLUGS INSTALLED IN ALL TAPPED HOLES & NUTS.

QTY: 2

THIS DWG IS PROPERTY OF CHM INDUSTRIES AND CONTAINS PROPRIETARY INFORMATION WHICH MAY NOT BE COPIED OR REPRODUCED WITHOUT PRIOR WRITTEN CONSENT FROM CHM INDUSTRIES.		DIMENSIONS ARE IN INCHES UNLESS OTHERWISE SPECIFIED		SPECIFICATIONS		BY	DATE	JOB NO.	PART NO.	DWG NO.	REV.
		700 E. MCCLEROY, SUITE A SAGINAW, TEXAS 76179 682.286.0046 PH 682.286.0086 FX CHMINDUSTRIES.COM		MATERIAL: -		CREATED: SR	06/17/2022	22-10571	10571-1100	22-10571-1100_H8_STR 70'	-
		BREAK ALL SHARP EDGES .005/.015. REMOVE ALL BURRS AND CHIPS		FINISH: GALVANIZED		CHK'D: -	-			SHEET: 1 OF 1	
		TOLERANCES UNLESS OTHERWISE SPECIFIED		SCALE: NTS B		LAST REV.: -					
GENERAL TOLERANCE: ±1/16		DO NOT SCALE DRAWING		THIRD ANGLE PROJECTION							
ANGULAR: ±0.5°								GREENVILLE UTILITES COMISSION		H8-70'	

ITEM NO.	PART NUMBER	DESCRIPTION	MATERIAL	QTY.
1	10571-SECC012	SECTION, POLE, 18.97"X10.25"X0.2500"X40'-0"	A572 GR.65	1
2	10571-SECB012	SECTION, POLE, 24.88"X17.75"X0.2500"X32'-9"	A572 GR.65	1
3	10571-A-PC003	POLE CAP, Ø11 5/8" X 3/16"	A36	1
4	42107	Bolt, 1/2"-13 x 1-1/2", SS, HH, FULL THREAD	SS	1



X=#
9
10
16
17
27
31
103
111
159

TOP WEIGHT: 1,660 lbs
BOT WEIGHT: 1,996 lbs
(NOTE : INCLUDES 6% OF GALVANIZED WEIGHT)

GUC
H8 - 75'
STR#: X
MM/YYYY
WEIGHT'XXXX
CHM# 22-10571
UGM : 624.43 FT-K

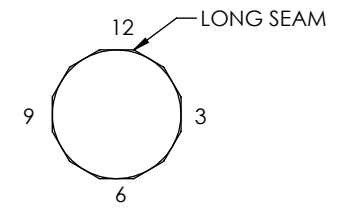
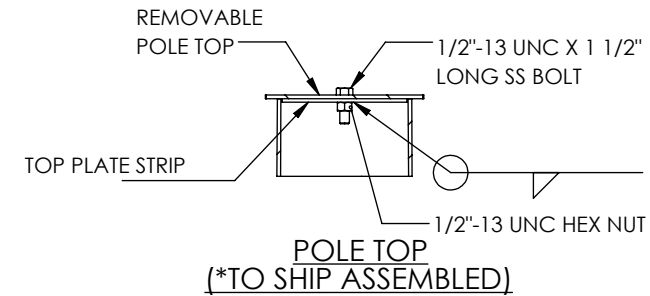
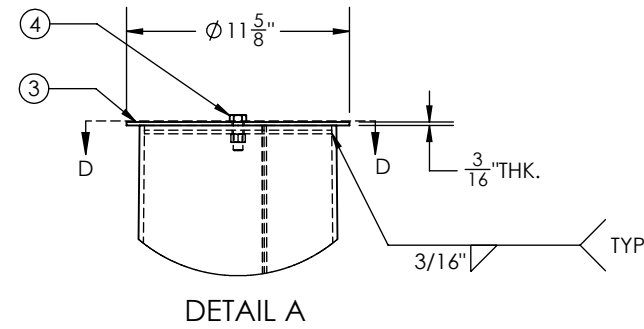
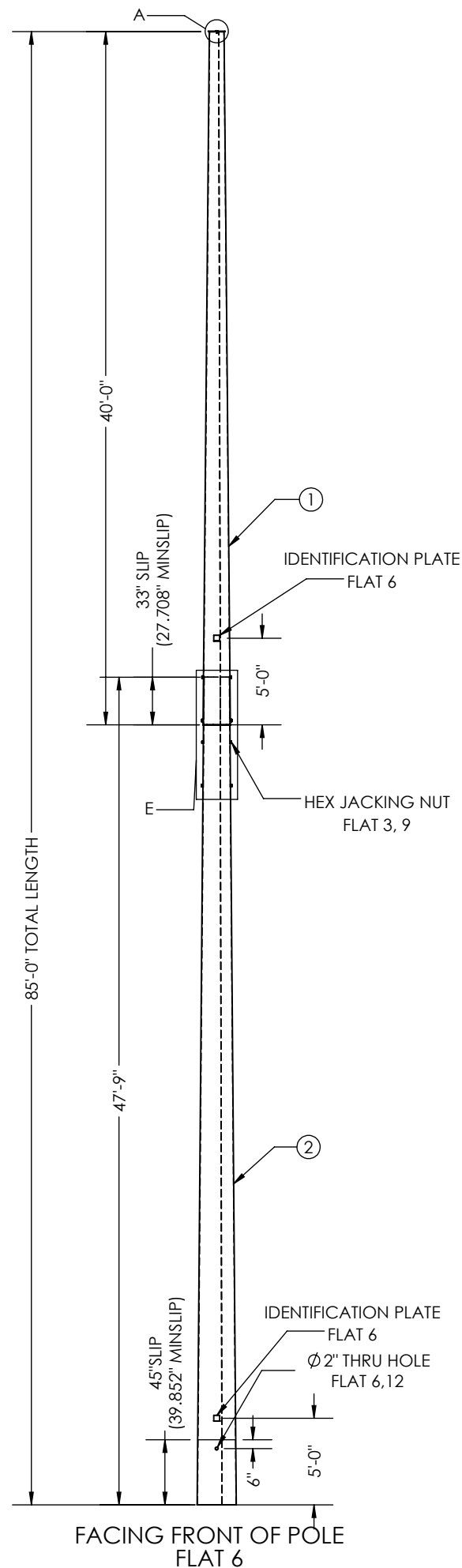
ID TAG DETAIL
3/8" ENGRAVED
X= SEE STRUCTURE TABLE.

- GENERAL NOTES:
1. SHAFT DIMENSIONS ARE 12 SIDED MEASURED FLAT TO FLAT.
 2. ALL FULL PENETRATION WELDS TO BE U.T. INSPECTED.
 3. WELDING CODE AWS D1.1.
 4. PLASTIC PLUGS INSTALLED IN ALL TAPPED HOLES & NUTS.

QTY: 9

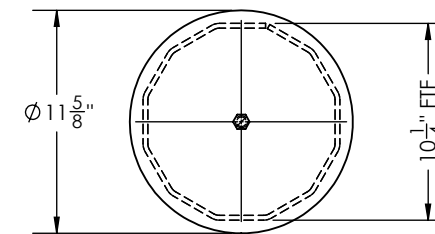
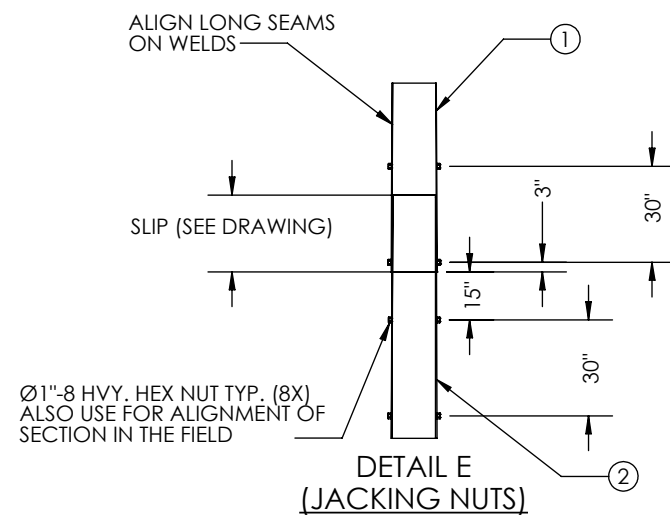
THIS DWG IS PROPERTY OF CHM INDUSTRIES AND CONTAINS PROPRIETARY INFORMATION WHICH MAY NOT BE COPIED OR REPRODUCED WITHOUT PRIOR WRITTEN CONSENT FROM CHM INDUSTRIES.		DIMENSIONS ARE IN INCHES UNLESS OTHERWISE SPECIFIED		SPECIFICATIONS		BY	DATE	JOB NO.	PART NO.	DWG NO.	REV.
CHM INDUSTRIES		700 E. MCCLEROY, SUITE A SAGINAW, TEXAS 76179 682.286.0046 PH 682.286.0086 FX CHMINDUSTRIES.COM		FINISH: GALVANIZED		CREATED: SR	06/17/2022	22-10571	10571-1200	22-10571-1200_H8_STR 75'	A
BREAK ALL SHARP EDGES .005/.015. REMOVE ALL BURRS AND CHIPS		TOLERANCES UNLESS OTHERWISE SPECIFIED		SCALE: NTS B		CHK'D: -	-	GREENVILLE UTILITES COMISSION		H8-75'	
GENERAL TOLERANCE: ±1/16 ANGULAR: ±0.5°		DO NOT SCALE DRAWING		THIRD ANGLE PROJECTION		LAST REV.: SR	09/27/2022	SHEET: 1 OF 1			

ITEM NO.	PART NUMBER	DESCRIPTION	MATERIAL	QTY.
1	10571-SECC013	SECTION, POLE, 18.97"X10.25"X0.2500"X40'-0"	A572 GR.65	1
2	10571-SECB014	SECTION, POLE, 27.06"X17.75"X0.2500"X47'-9"	A572 GR.65	1
3	10571-A-PC003	POLE CAP, Ø11 5/8" X 3/16"	A36	1
4	42107	Bolt, 1/2-13 x 1-1/2", SS, HH, FULL THREAD	SS	1



ORIENTATION DETAIL
TOP VIEW

TOP WEIGHT: 1,660 lbs
BOT WEIGHT: 3,060 lbs
(NOTE : INCLUDES 6% OF GALVANIZED WEIGHT)



SECTION D-D

X=#
84
122
127
128
129
136
155

GUC
H8 - 85'
STR#: X
MM/YYYY
WEIGHT'XXXX
CHM# 22-10571
UGM : 808.87 FT-K

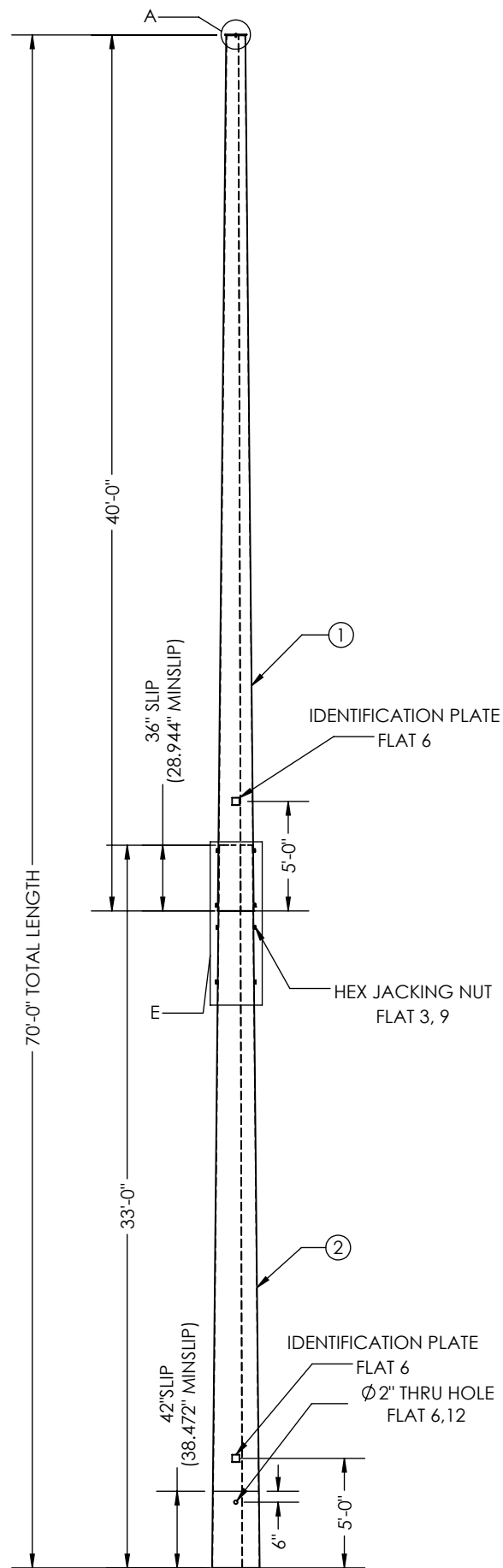
ID TAG DETAIL
3/8" ENGRAVED
X= SEE STRUCTURE TABLE

- GENERAL NOTES:
1. SHAFT DIMENSIONS ARE 12 SIDED MEASURED FLAT TO FLAT.
 2. ALL FULL PENETRATION WELDS TO BE U.T. INSPECTED.
 3. WELDING CODE AWS D1.1.
 4. PLASTIC PLUGS INSTALLED IN ALL TAPPED HOLES & NUTS.

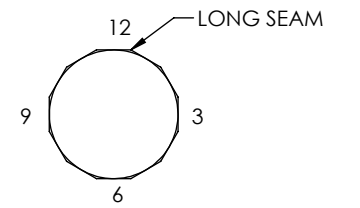
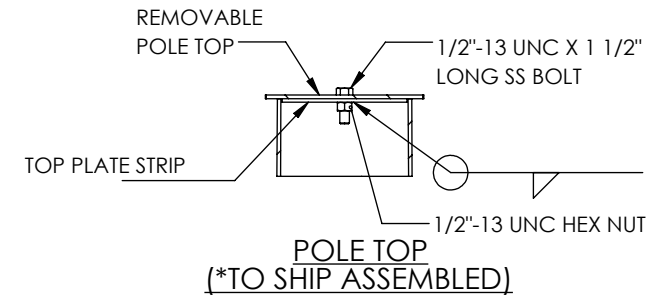
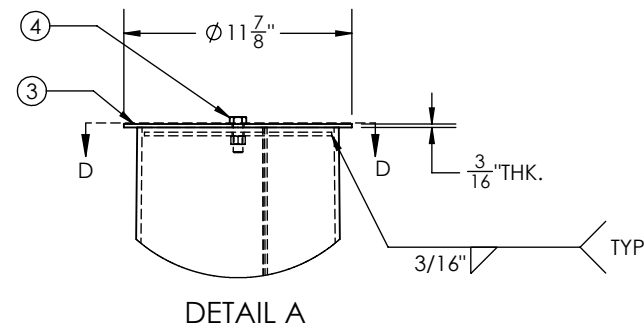
QTY: 7

<p>THIS DWG IS PROPERTY OF CHM INDUSTRIES AND CONTAINS PROPRIETARY INFORMATION WHICH MAY NOT BE COPIED OR REPRODUCED WITHOUT PRIOR WRITTEN CONSENT FROM CHM INDUSTRIES.</p> <p>CHM INDUSTRIES</p> <p>700 E. MCCLEROY, SUITE A SAGINAW, TEXAS 76179 682.286.0046 PH 682.286.0086 FX CHMINDUSTRIES.COM</p>		<p>DIMENSIONS ARE IN INCHES UNLESS OTHERWISE SPECIFIED</p> <p>BREAK ALL SHARP EDGES .005/.015. REMOVE ALL BURRS AND CHIPS</p> <p>TOLERANCES UNLESS OTHERWISE SPECIFIED</p> <p>GENERAL TOLERANCE : ±1/16 ANGULAR : ±0.5°</p>		<p>SPECIFICATIONS</p> <p>MATERIAL: -</p> <p>FINISH: GALVANIZED</p> <p>SCALE: NTS B</p> <p>DO NOT SCALE DRAWING</p>		<p>BY: SR DATE: 06/18/2022</p> <p>CHK'D: - LAST REV.: -</p> <p>THIRD ANGLE PROJECTION</p>		<p>JOB NO.: 22-10571</p> <p>PART NO.: 10571-1400</p> <p>DWG NO.: 22-10571-1400_H8_STR 70' SHEET: 1 OF 1</p>		<p>REV.: -</p> <p>GREENVILLE UTILITES COMMISSION</p> <p>H8-85'</p>	
---	--	---	--	--	--	---	--	---	--	---	--

ITEM NO.	PART NUMBER	DESCRIPTION	MATERIAL	QTY.
1	10571-SECC016	SECTION, POLE, 19.80"X10.50"X0.2500"X40'-0"	A572 GR.65	1
2	10571-SECB016	SECTION, POLE, 26.15"X18.48"X0.2500"X33'-0"	A572 GR.65	1
3	10571-A-PC002	POLE CAP, Ø11 7/8" X 3/16"	A36	1
4	42107	Bolt, 1/2"-13 x 1-1/2", SS, HH, FULL THREAD	SS	1

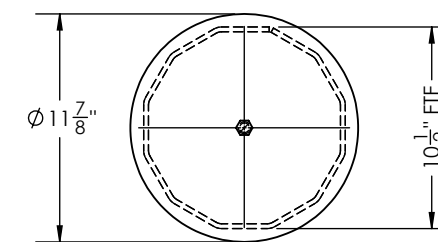
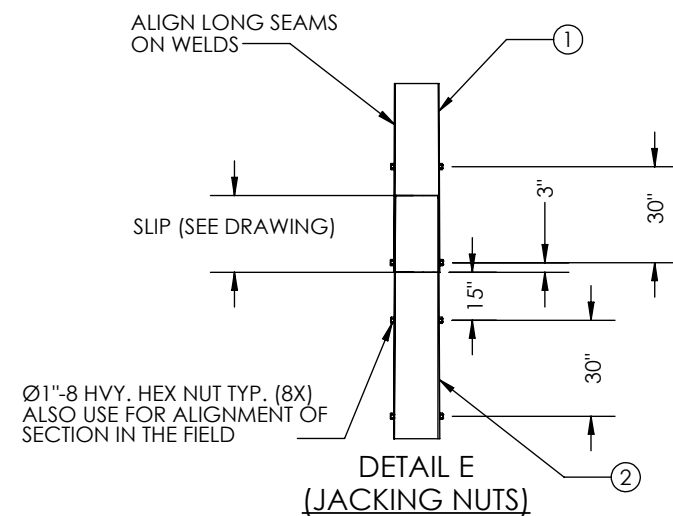


FACING FRONT OF POLE
FLAT 6

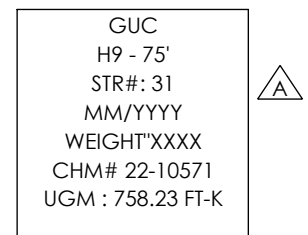


ORIENTATION DETAIL
TOP VIEW

TOP WEIGHT: 1,723 lbs
BOT WEIGHT: 2,107 lbs
(NOTE : INCLUDES 6% OF GALVANIZED WEIGHT)



SECTION D-D



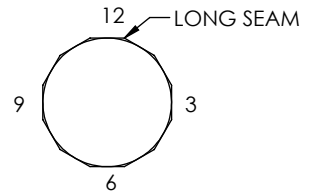
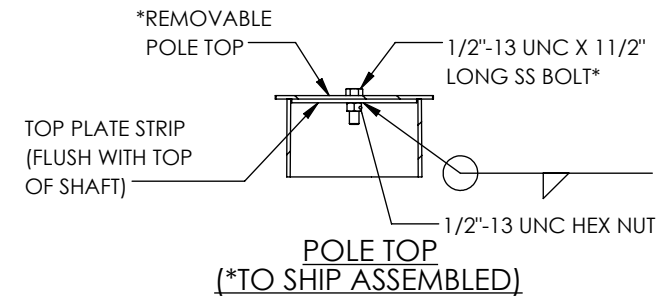
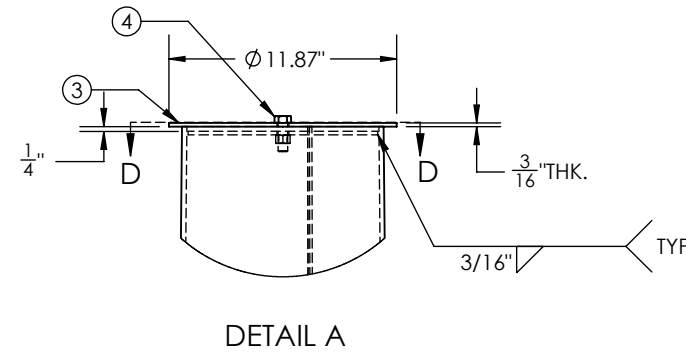
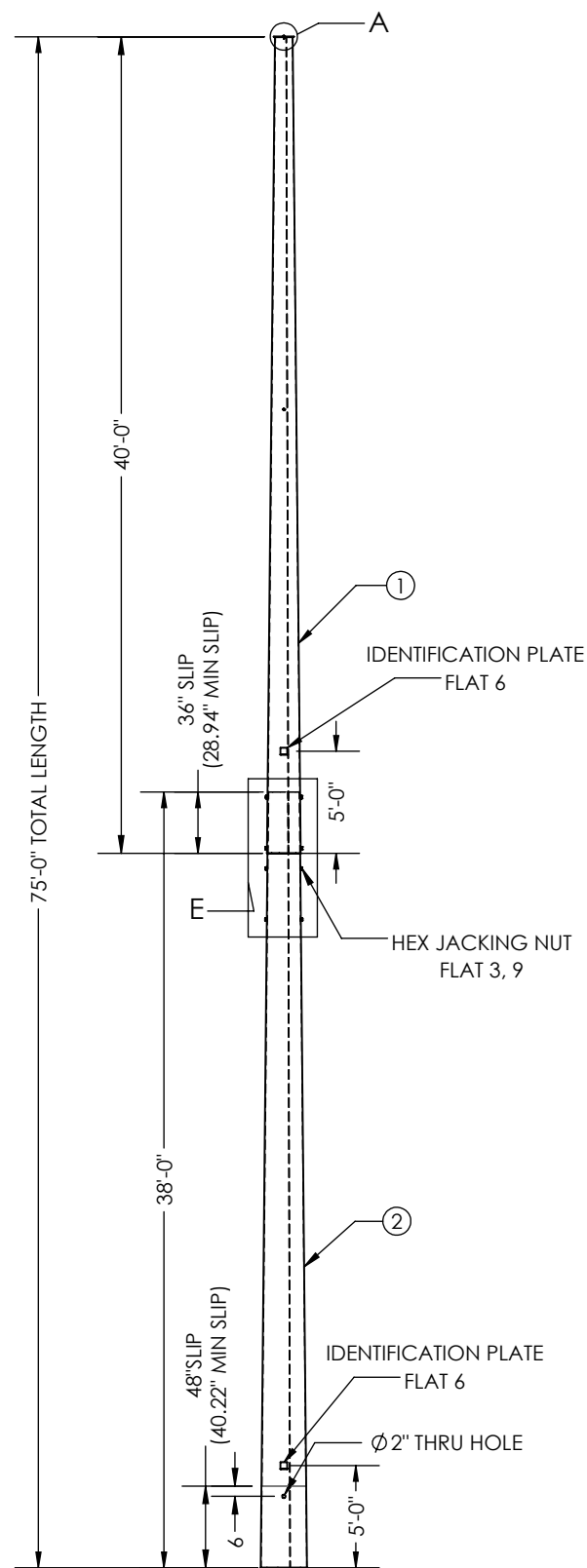
ID TAG DETAIL
3/8" ENGRAVED

- GENERAL NOTES:
- SHAFT DIMENSIONS ARE 12 SIDED MEASURED FLAT TO FLAT.
 - ALL FULL PENETRATION WELDS TO BE U.T. INSPECTED.
 - WELDING CODE AWS D1.1.
 - PLASTIC PLUGS INSTALLED IN ALL TAPPED HOLES & NUTS.

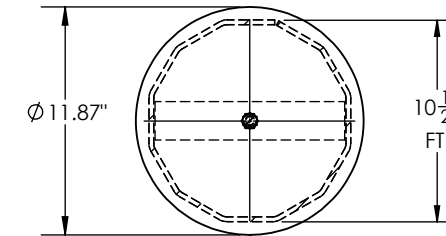
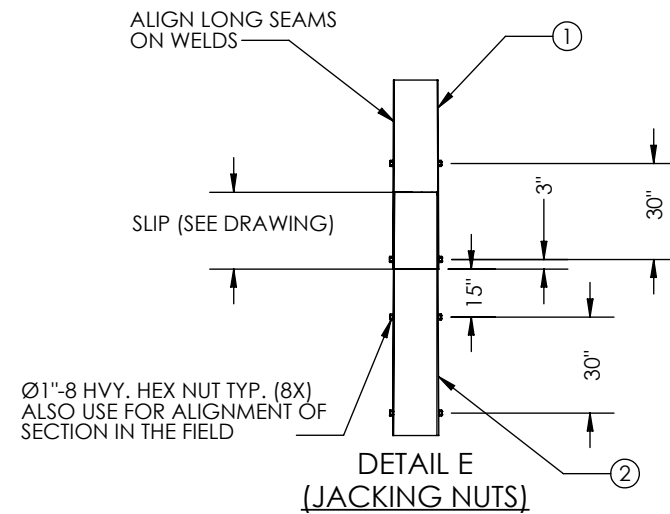
QTY: 1

THIS DWG IS PROPERTY OF CHM INDUSTRIES AND CONTAINS PROPRIETARY INFORMATION WHICH MAY NOT BE COPIED OR REPRODUCED WITHOUT PRIOR WRITTEN CONSENT FROM CHM INDUSTRIES.		DIMENSIONS ARE IN INCHES UNLESS OTHERWISE SPECIFIED		SPECIFICATIONS		BY	DATE	JOB NO.	PART NO.	DWG NO.	REV.
700 E. MCCLEROY, SUITE A SAGINAW, TEXAS 76179 682.286.0046 PH 682.286.0086 FX CHMINDUSTRIES.COM		BREAK ALL SHARP EDGES .005/.015. REMOVE ALL BURRS AND CHIPS		TOLERANCES UNLESS OTHERWISE SPECIFIED GENERAL TOLERANCE: ±1/16 ANGULAR: ±0.5°		FINISH: GALVANIZED	CREATED: SR 06/18/2022	22-10571	10571-1600	22-10571-1600_H9_75' SHEET: 1 OF 1	A
CHM INDUSTRIES		DO NOT SCALE DRAWING		SCALE: NTS B		THIRD ANGLE PROJECTION	DATE: 09/28/2022	GREENVILLE UTILITES COMMISSION H9-75' STR# 31			

ITEM NO.	PART NUMBER	DESCRIPTION	MATERIAL	QTY.
1	10571-SECC017	SECTION, POLE, 19.80" X 10.5" X 0.25" X 40'-0"	A572 GR.65	1
2	10571-SECB017	SECTION, POLE, 27.31" X 18.48" X 0.25" X 38'-0"	A572 GR.65	1
3	10571-A-PC023	POLE CAP, Ø11.87" X 0.1875"	A572 GR.65	1
4	42107	Bolt, 1/2-13 x 1-1/2", SS, HH, FULL THREAD	SS	1



ORIENTATION DETAIL
TOP VIEW



SECTION D-D

TOP WEIGHT: 1722.91 lbs
MID WEIGHT: 2489.27 lbs
(INCLUDES 6% FOR GALVANIZING)

GUC
H9 - 75'
STR#: XX
MM/YYYY
WEIGHT: 4218.06 lbs
CHM# 22-10571
UGM : 827.32 FT-K

ID TAG DETAIL
3/8" ENGRAVED
XX: 7, 20, 29, 59, 79

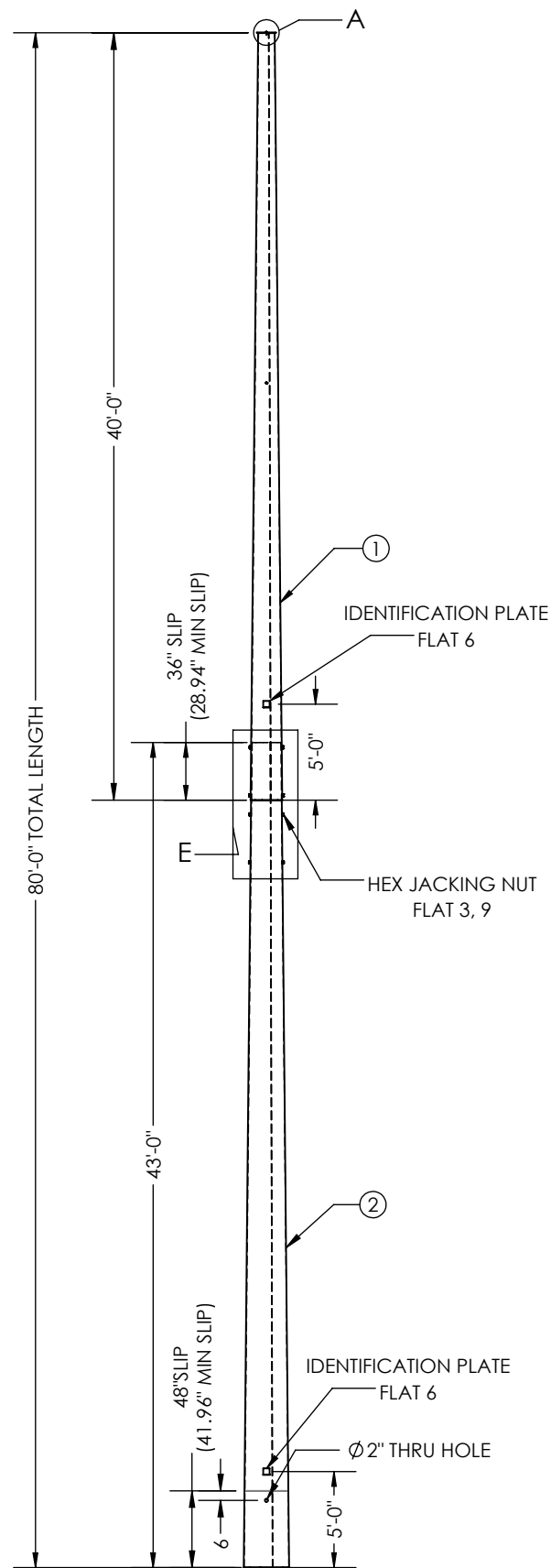
- GENERAL NOTES:
- SHAFT DIMENSIONS ARE 12 SIDED MEASURED FLAT TO FLAT.
 - ALL FULL PENETRATION WELDS TO BE U.T. INSPECTED.
 - WELDING CODE AWS D1.1.
 - PLASTIC PLUGS INSTALLED IN ALL TAPPED HOLES & NUTS.
 - FINISH: HOT DIP GALVANIZED.

QTY: 5

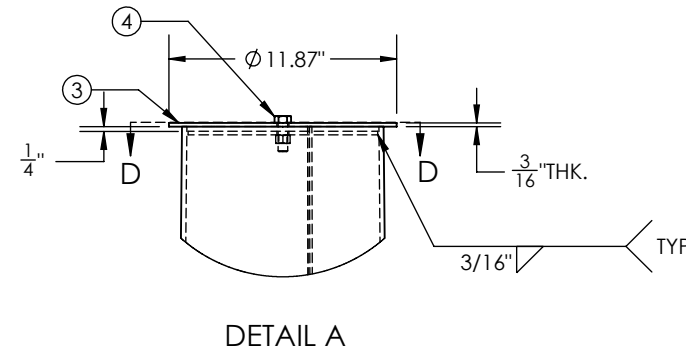
FACING FRONT OF POLE
FLAT 6

THIS DWG IS PROPERTY OF CHM INDUSTRIES AND CONTAINS PROPRIETARY INFORMATION WHICH MAY NOT BE COPIED OR REPRODUCED WITHOUT PRIOR WRITTEN CONSENT FROM CHM INDUSTRIES.		DIMENSIONS ARE IN INCHES UNLESS OTHERWISE SPECIFIED		SPECIFICATIONS		BY	DATE	JOB NO.	PART NO.	DWG NO.	REV.
CHM INDUSTRIES		700 E. MCCLEROY, SUITE A SAGINAW, TEXAS 76179 682.286.0046 PH 682.286.0086 FX CHMINDUSTRIES.COM		MATERIAL: - FINISH: GALVANIZED SCALE: NTS B DO NOT SCALE DRAWING		CREATED: SK	06/17/2022	22-10571	10571-1700	22-10571-1700_H9-75' SHEET: 1 OF 1	-
BREAK ALL SHARP EDGES 005/015. REMOVE ALL BURRS AND CHIPS		TOLERANCES UNLESS OTHERWISE SPECIFIED GENERAL TOLERANCE: ±1/16 ANGULAR: ±0.5°		THIRD ANGLE PROJECTION		GREENVILLE UTILITES COMMISSION H9-75' STR- 7, 20, 29, 59, 79					

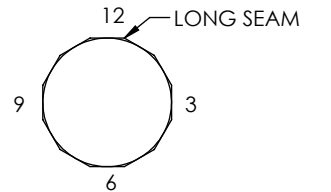
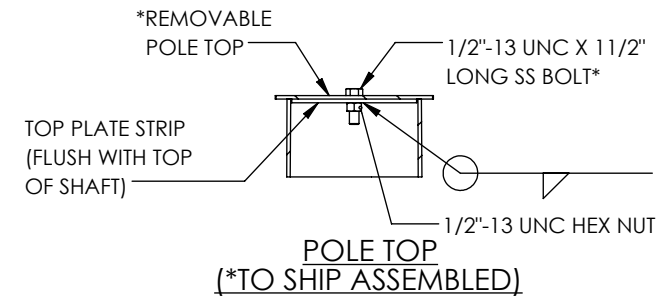
ITEM NO.	PART NUMBER	DESCRIPTION	MATERIAL	QTY.
1	10571-SECC018	SECTION, POLE, 19.80" X 10.5" X 0.25" X 40'-0"	A572 GR.65	1
2	10571-SECB018	SECTION, POLE, 28.47" X 18.48" X 0.25" X 43'-0"	A572 GR.65	1
3	10571-A-PC023	POLE CAP, Ø11.87" X 0.1875"	A572 GR.65	1
4	42107	Bolt, 1/2-13 x 1-1/2", SS, HH, FULL THREAD	SS	1



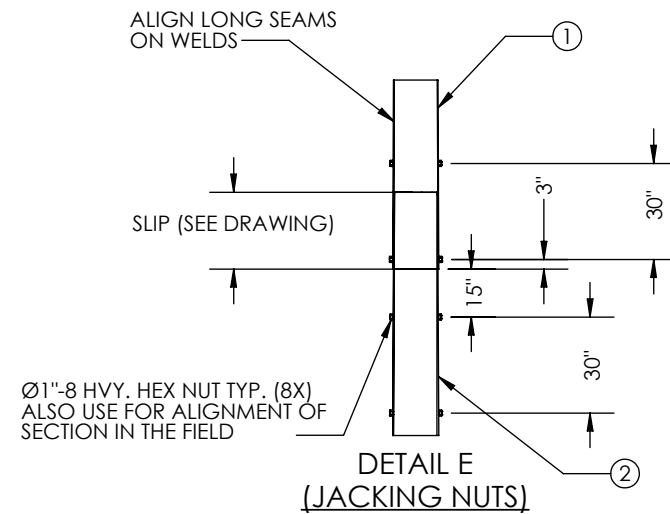
FACING FRONT OF POLE
FLAT 6



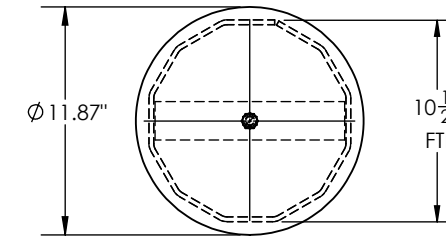
DETAIL A



ORIENTATION DETAIL
TOP VIEW



DETAIL E
(JACKING NUTS)



SECTION D-D

TOP WEIGHT: 1722.91 lbs
MID WEIGHT: 2888.74 lbs
(INCLUDES 6% FOR GALVANIZING)

GUC
H9 - 85'
STR#: 2
MM/YYYY
WEIGHT: 4617.55 lbs
CHM# 22-10571
UGM : 899.42 FT-K

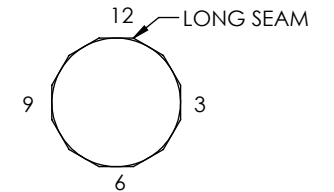
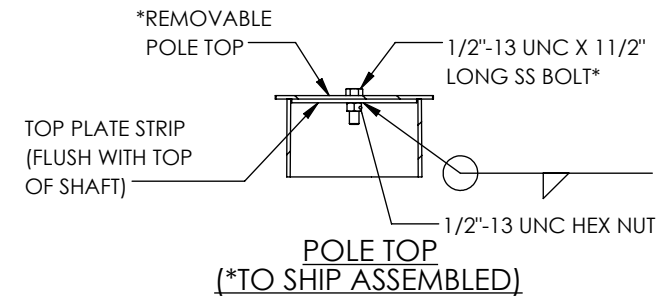
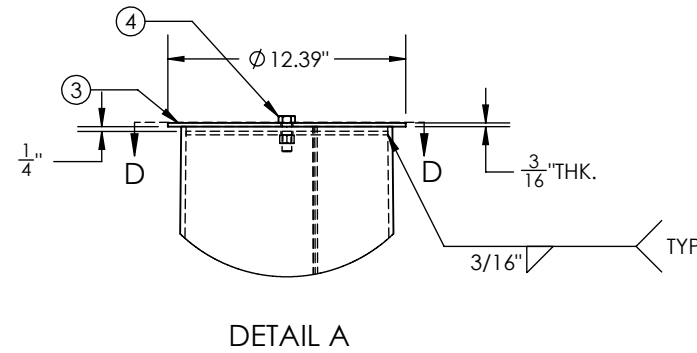
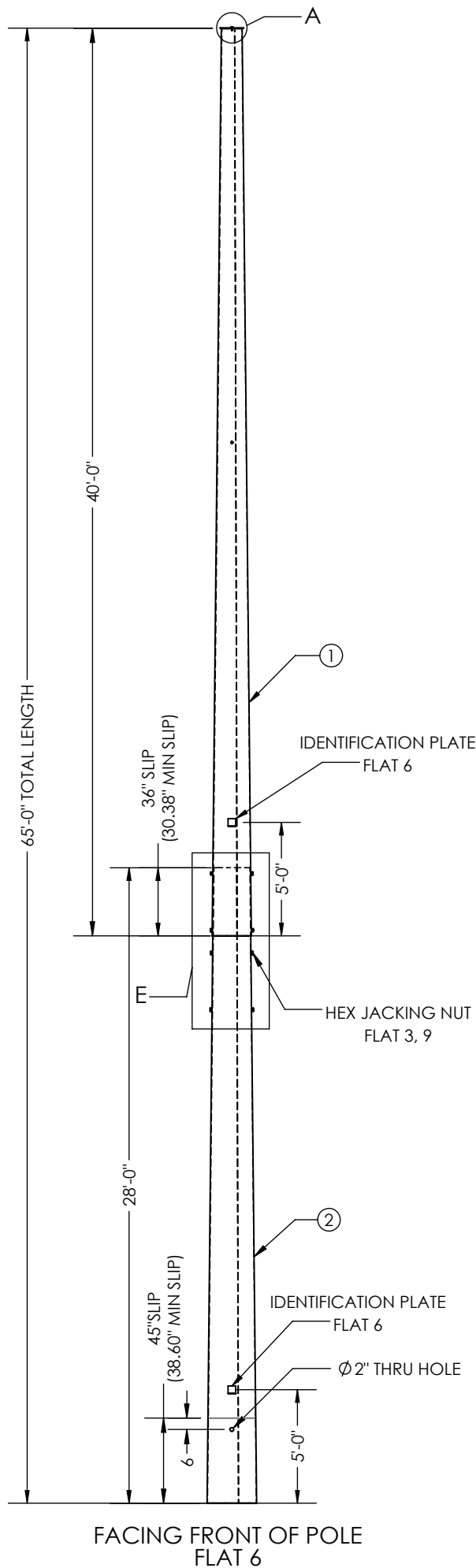
ID TAG DETAIL
3/8" ENGRAVED

- GENERAL NOTES:
- SHAFT DIMENSIONS ARE 12 SIDED MEASURED FLAT TO FLAT.
 - ALL FULL PENETRATION WELDS TO BE U.T. INSPECTED.
 - WELDING CODE AWS D1.1.
 - PLASTIC PLUGS INSTALLED IN ALL TAPPED HOLES & NUTS.
 - FINISH HOT DIP GALVANIZED.

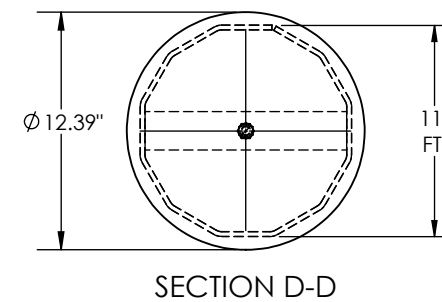
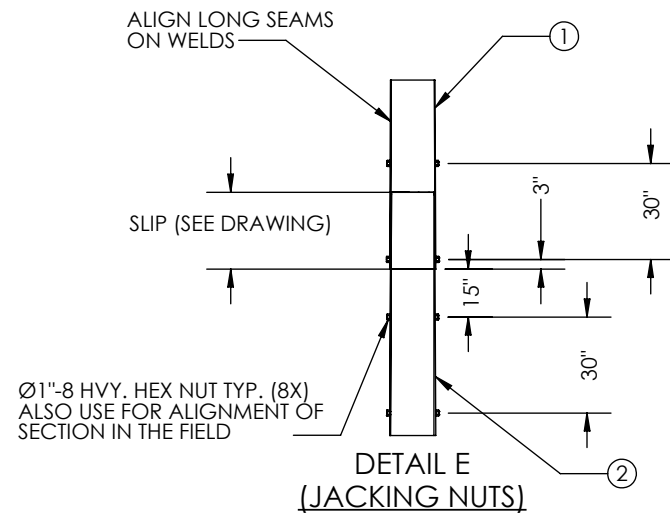
QTY: 1

THIS DWG IS PROPERTY OF CHM INDUSTRIES AND CONTAINS PROPRIETARY INFORMATION WHICH MAY NOT BE COPIED OR REPRODUCED WITHOUT PRIOR WRITTEN CONSENT FROM CHM INDUSTRIES.		DIMENSIONS ARE IN INCHES UNLESS OTHERWISE SPECIFIED		SPECIFICATIONS		BY	DATE	JOB NO.	PART NO.	DWG NO.	REV.	
CHM INDUSTRIES		700 E. MCCLEROY, SUITE A SAGINAW, TEXAS 76179 682.286.0046 PH 682.286.0086 FX CHMINDUSTRIES.COM		BREAK ALL SHARP EDGES .005/.015. REMOVE ALL BURRS AND CHIPS		GALVANIZED		SK	06/17/2022	22-10571	10571-1800	22-10571-1800_H9-85 SHEET: 1 OF 1
		TOLERANCES UNLESS OTHERWISE SPECIFIED		FINISH: GALVANIZED		CHKD:	-			GREENVILLE UTILITES COMMISSION H9-85' STR-2		
		GENERAL TOLERANCE: ±1/16 ANGULAR: ±0.5°		SCALE: NTS B		LAST REV.:	-					
				DO NOT SCALE DRAWING		THIRD ANGLE PROJECTION						

ITEM NO.	PART NUMBER	DESCRIPTION	MATERIAL	QTY.
1	10571-SECC019	SECTION, POLE, 20.76" X 11.0" X 0.25" X 40'-0"	A572 GR.65	1
2	10571-SECB019	SECTION, POLE, 26.23" X 19.40" X 0.25" X 28'-0"	A572 GR.65	1
3	10571-A-PC024	POLE CAP, Ø12.39" X 0.1875"	A572 GR.65	1
4	42107	Bolt, 1/2-13 x 1-1/2", SS, HH, FULL THREAD	SS	1



ORIENTATION DETAIL
TOP VIEW



TOP WEIGHT: 1807.67 lbs
MID WEIGHT: 1828.47 lbs
(INCLUDES 6% FOR GALVANIZING)

GUC
H10 - 70'
STR#: 68
MM/YYYY
WEIGHT: 3642.60 lbs
CHM# 22-10571
UGM :765.86 FT-K

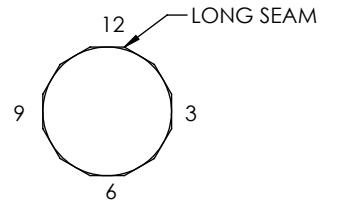
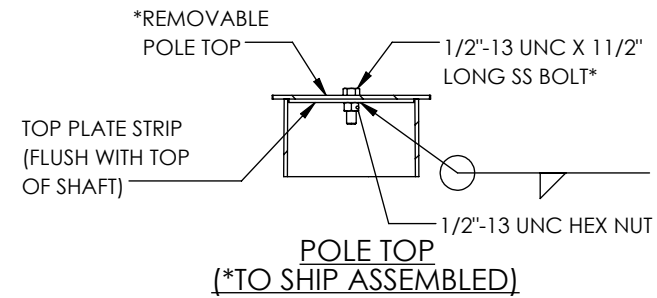
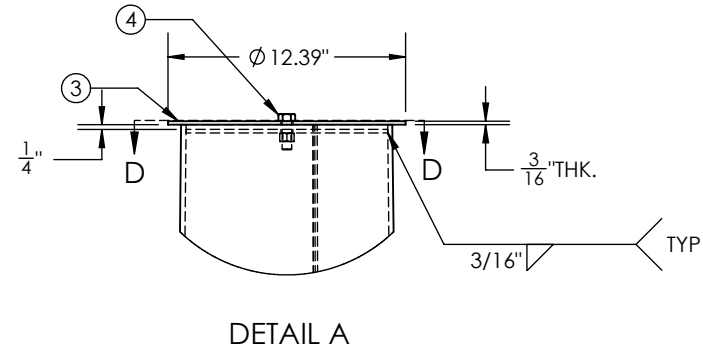
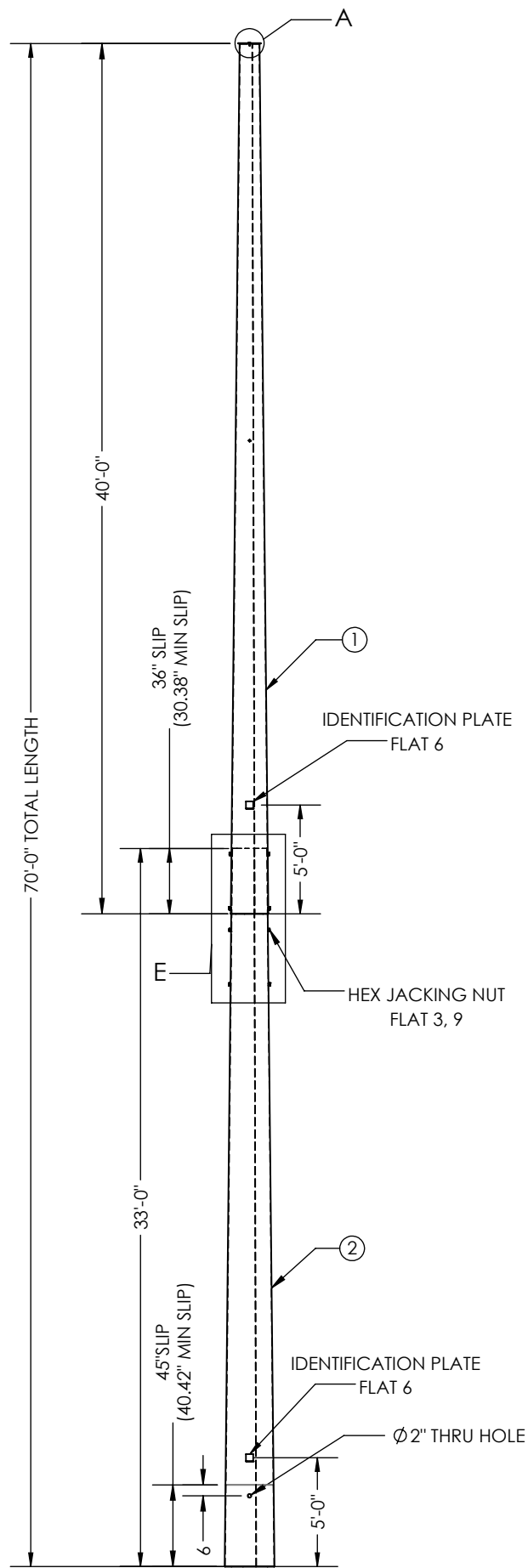
ID TAG DETAIL
3/8" ENGRAVED

- GENERAL NOTES:
1. SHAFT DIMENSIONS ARE 12 SIDED MEASURED FLAT TO FLAT.
 2. ALL FULL PENETRATION WELDS TO BE U.T. INSPECTED.
 3. WELDING CODE AWS D1.1.
 4. PLASTIC PLUGS INSTALLED IN ALL TAPPED HOLES & NUTS.
 5. FINISH HOT DIP GALVANIZED.

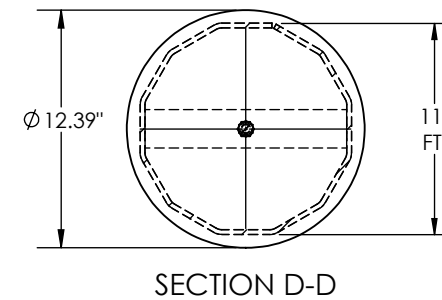
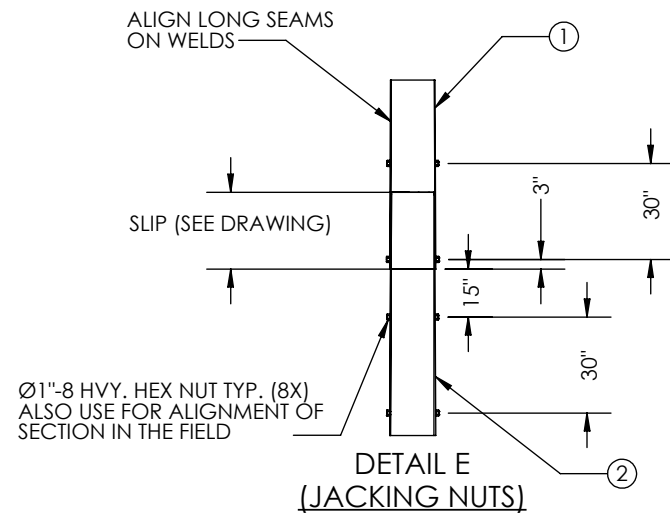
QTY: 1

THIS DWG IS PROPERTY OF CHM INDUSTRIES AND CONTAINS PROPRIETARY INFORMATION WHICH MAY NOT BE COPIED OR REPRODUCED WITHOUT PRIOR WRITTEN CONSENT FROM CHM INDUSTRIES.		DIMENSIONS ARE IN INCHES UNLESS OTHERWISE SPECIFIED		SPECIFICATIONS		BY	DATE	JOB NO.	PART NO.	DWG NO.	REV.	
		700 E. MCCLEROY, SUITE A SAGINAW, TEXAS 76179 682.286.0046 PH 682.286.0086 FX CHMINDUSTRIES.COM		MATERIAL: -		SK	06/17/2022	22-10571	10571-1900	22-10571-1900_H10-70	-	
		BREAK ALL SHARP EDGES .005/.015. REMOVE ALL BURRS AND CHIPS		FINISH: GALVANIZED		CHK'D:	-					
		TOLERANCES UNLESS OTHERWISE SPECIFIED		SCALE: NTS B		LAST REV.: -		THIRD ANGLE PROJECTION		GREENVILLE UTILITES COMMISSION H10-70' STR- 68		
GENERAL TOLERANCE: ±1/16		ANGULAR: ±0.5°		DO NOT SCALE DRAWING				SHEET: 1 OF 1				

ITEM NO.	PART NUMBER	DESCRIPTION	MATERIAL	QTY.
1	10571-SECC020	SECTION, POLE, 20.76" X 11.0" X 0.25" X 40'-0"	A572 GR.65	1
2	10571-SECB020	SECTION, POLE, 27.45" X 19.40" X 0.25" X 33'-0"	A572 GR.65	1
3	10571-A-PC024	POLE CAP, Ø12.39" X 0.1875"	A572 GR.65	1
4	42107	Bolt, 1/2-13 x 1-1/2", SS, HH, FULL THREAD	SS	1



ORIENTATION DETAIL
TOP VIEW



TOP WEIGHT: 1807.67 lbs
MID WEIGHT: 2212.85 lbs
(INCLUDES 6% FOR GALVANIZING)

GUC
H10 - 75'
STR#: XX
MM/YYYY
WEIGHT: 4026.97 lbs
CHM# 22-10571
UGM : 838.81 FT-K

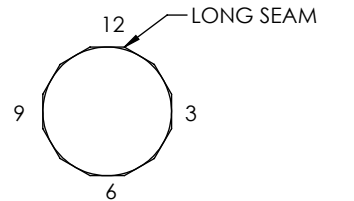
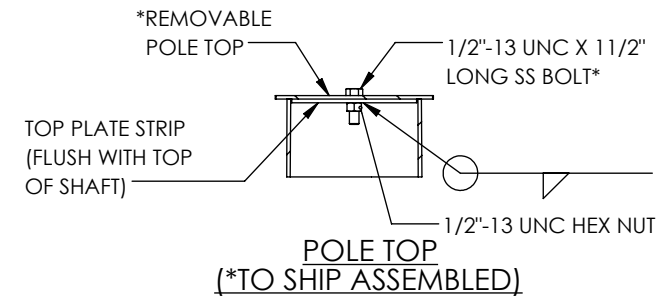
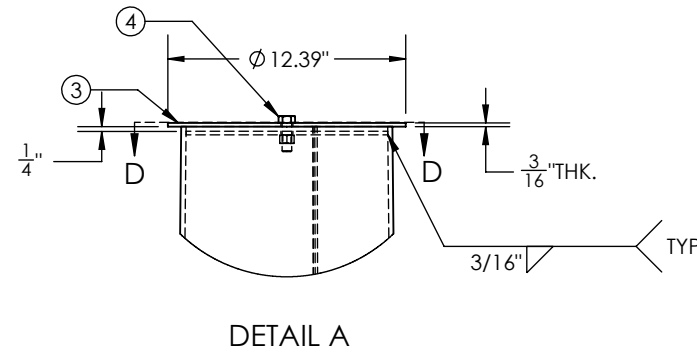
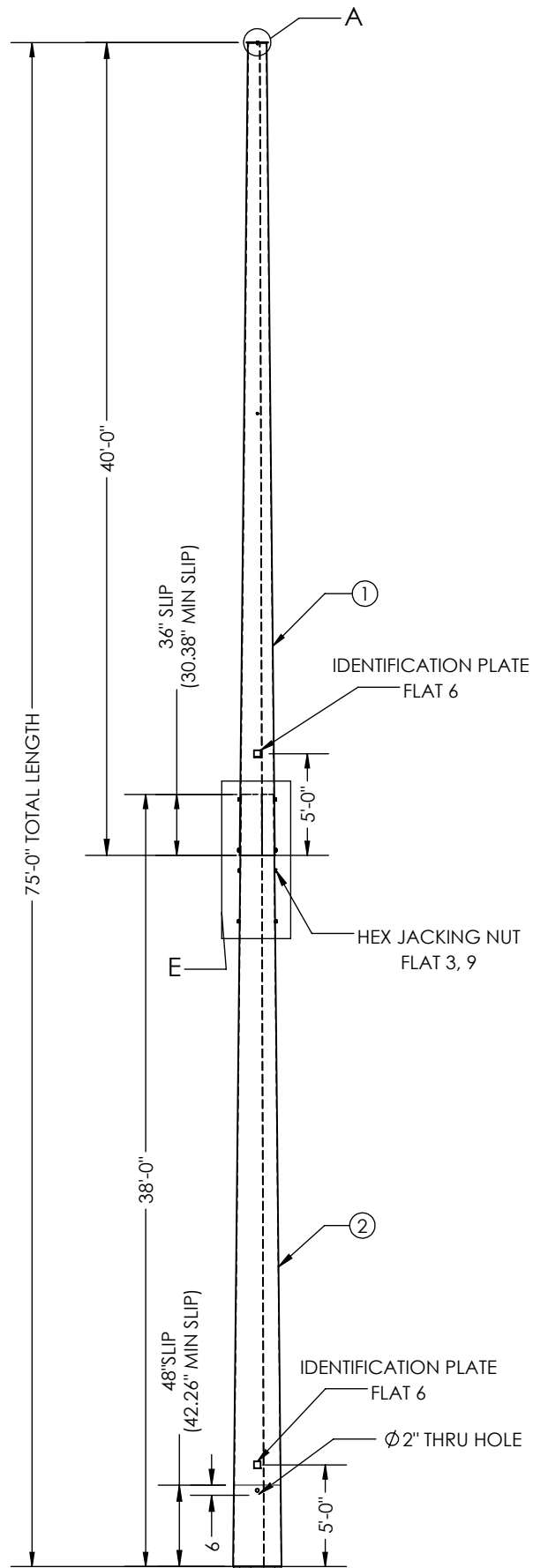
ID TAG DETAIL
3/8" ENGRAVED
XX: 26,32,91,94,158

- GENERAL NOTES:
1. SHAFT DIMENSIONS ARE 12 SIDED MEASURED FLAT TO FLAT.
 2. ALL FULL PENETRATION WELDS TO BE U.T. INSPECTED.
 3. WELDING CODE AWS D1.1.
 4. PLASTIC PLUGS INSTALLED IN ALL TAPPED HOLES & NUTS.
 5. FINISH HOT DIP GALVANIZED.

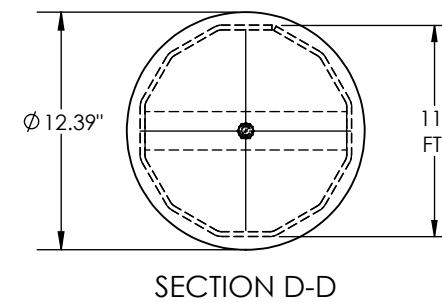
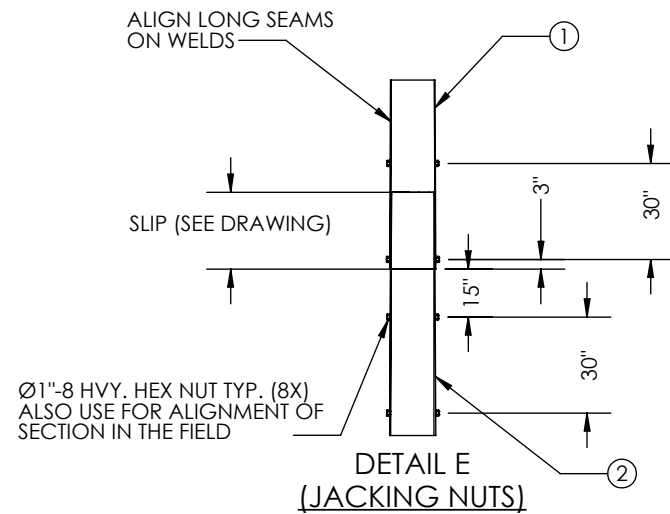
QTY: 05

THIS DWG IS PROPERTY OF CHM INDUSTRIES AND CONTAINS PROPRIETARY INFORMATION WHICH MAY NOT BE COPIED OR REPRODUCED WITHOUT PRIOR WRITTEN CONSENT FROM CHM INDUSTRIES.		DIMENSIONS ARE IN INCHES UNLESS OTHERWISE SPECIFIED		SPECIFICATIONS		BY	DATE	JOB NO.	PART NO.	DWG NO.	REV.
		700 E. MCCLEROY, SUITE A SAGINAW, TEXAS 76179 682.286.0046 PH 682.286.0086 FX CHMINDUSTRIES.COM		MATERIAL: -		SK	06/17/2022	22-10571	10571-2000	22-10571-2000_H10-75	A
		BREAK ALL SHARP EDGES .005/.015. REMOVE ALL BURRS AND CHIPS		FINISH: GALVANIZED		CHKD: -	-			SHEET: 1 OF 1	
		TOLERANCES UNLESS OTHERWISE SPECIFIED		SCALE: NTS B		LAST REV.: SR 09/27/2022		THIRD ANGLE PROJECTION		GREENVILLE UTILITES COMMISSION H10-75' STR- 26, 32, 91, 94, 158	
GENERAL TOLERANCE: ±1/16		ANGULAR: ±0.5°		DO NOT SCALE DRAWING							

ITEM NO.	PART NUMBER	DESCRIPTION	MATERIAL	QTY.
1	10571-SECC021	SECTION, POLE, 20.76" X 11.0" X 0.25" X 40'-0"	A572 GR.65	1
2	10571-SECB021	SECTION, POLE, 28.67" X 19.40" X 0.25" X 38'-0"	A572 GR.65	1
3	10571-A-PC024	POLE CAP, Ø12.39" X 0.1875"	A572 GR.65	1
4	42107	Bolt, 1/2-13 x 1-1/2", SS, HH, FULL THREAD	SS	1



ORIENTATION DETAIL
TOP VIEW



TOP WEIGHT: 1807.67 lbs
MID WEIGHT: 2614.91 lbs
(INCLUDES 6% FOR GALVANIZING)

GUC
H10 - 80'
STR#: XX
MM/YYYY
WEIGHT: 4429.02 lbs
CHM# 22-10571
UGM : 915.07 FT-K

ID TAG DETAIL
3/8" ENGRAVED

XX: 14, 15, 19, 28, 30,
33, 34, 37, 58, 60, 73, 74, 112

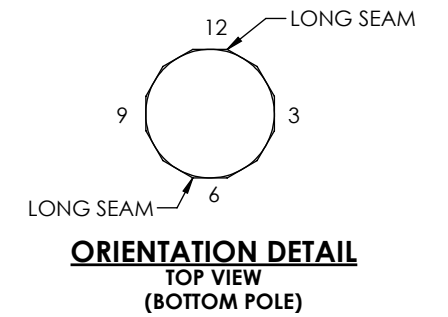
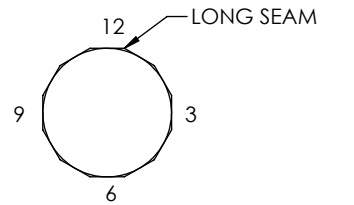
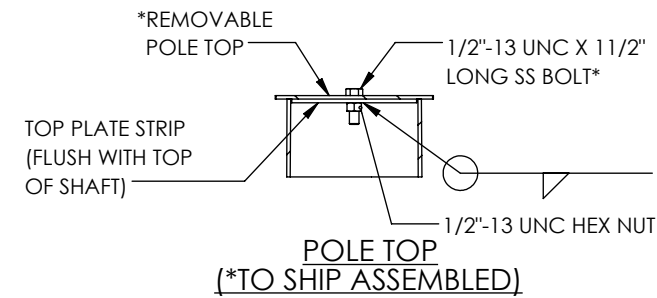
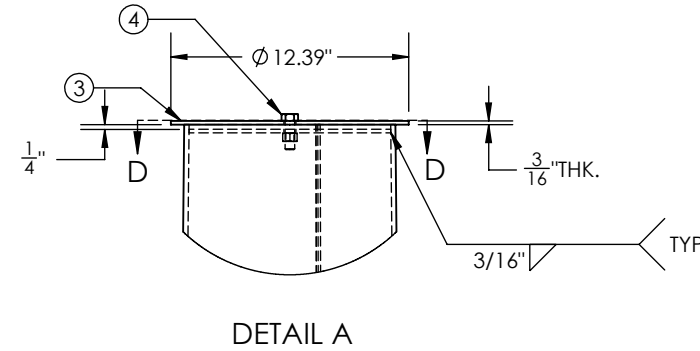
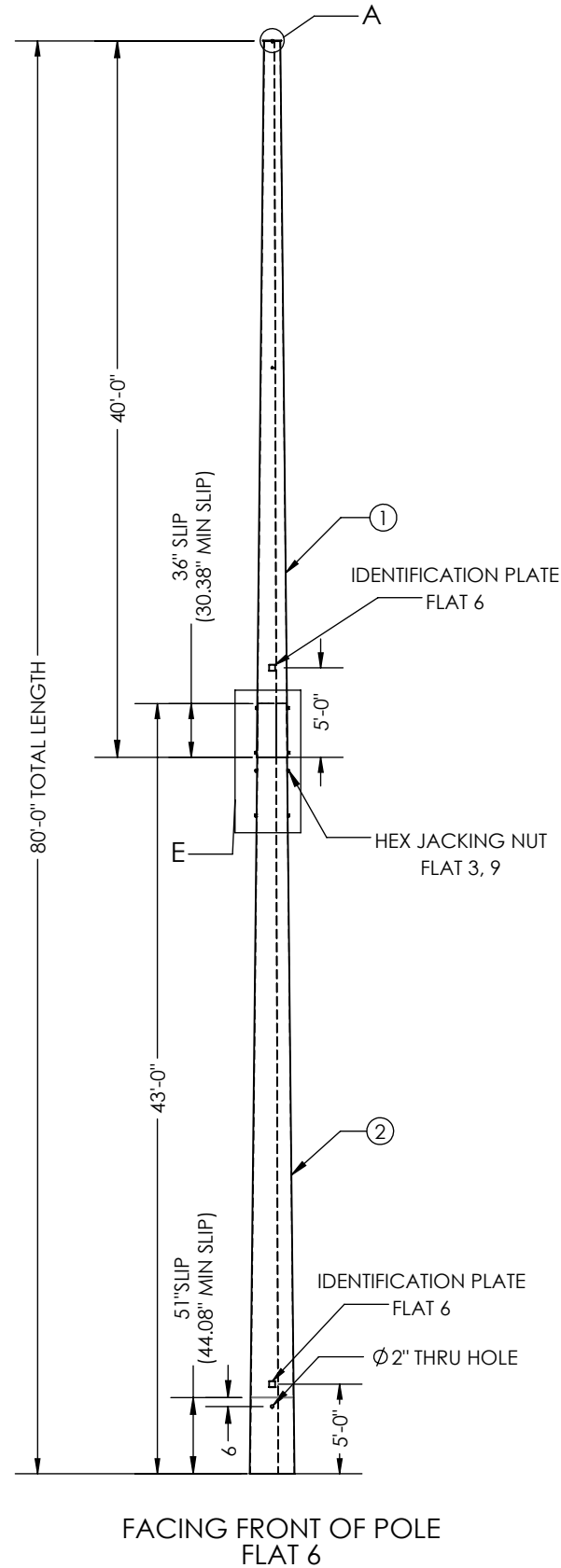
- GENERAL NOTES:
- SHAFT DIMENSIONS ARE 12 SIDED MEASURED FLAT TO FLAT.
 - ALL FULL PENETRATION WELDS TO BE U.T. INSPECTED.
 - WELDING CODE AWS D1.1.
 - PLASTIC PLUGS INSTALLED IN ALL TAPPED HOLES & NUTS.
 - FINISH HOT DIP GALVANIZED.

QTY: 13

FACING FRONT OF POLE
FLAT 6

THIS DWG IS PROPERTY OF CHM INDUSTRIES AND CONTAINS PROPRIETARY INFORMATION WHICH MAY NOT BE COPIED OR REPRODUCED WITHOUT PRIOR WRITTEN CONSENT FROM CHM INDUSTRIES.		DIMENSIONS ARE IN INCHES UNLESS OTHERWISE SPECIFIED		SPECIFICATIONS		BY	DATE	JOB NO.	PART NO.	DWG NO.	REV.
CHM INDUSTRIES		700 E. MCCLEROY, SUITE A SAGINAW, TEXAS 76179 682.286.0046 PH 682.286.0086 FX CHMINDUSTRIES.COM		FINISH: GALVANIZED		SK	06/17/2022	22-10571	10571-2100	22-10571-2100_H10-80	-
BREAK ALL SHARP EDGES .005/.015. REMOVE ALL BURRS AND CHIPS		TOLERANCES UNLESS OTHERWISE SPECIFIED		SCALE: NTS B		CHKD:	-	SHEET: 1 OF 1		GREENVILLE UTILITES COMMISSION H10-80' STR-XX	
GENERAL TOLERANCE: ±1/16 ANGULAR: ±0.5°				DO NOT SCALE DRAWING		LAST REV.:	-				
						THIRD ANGLE PROJECTION					

ITEM NO.	PART NUMBER	DESCRIPTION	MATERIAL	QTY.
1	10571-SECC022	SECTION, POLE, 20.76" X 11.0" X 0.25" X 40'-0"	A572 GR.65	1
2	10571-SECB022	SECTION, POLE, 29.89" X 19.40" X 0.25" X 43'-0"	A572 GR.65	1
3	10571-A-PC024	POLE CAP, Ø12.39" X 0.1875"	A572 GR.65	1
4	42107	Bolt, 1/2"-13 x 1-1/2", SS, HH, FULL THREAD	SS	1

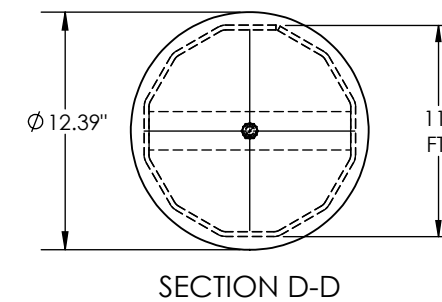
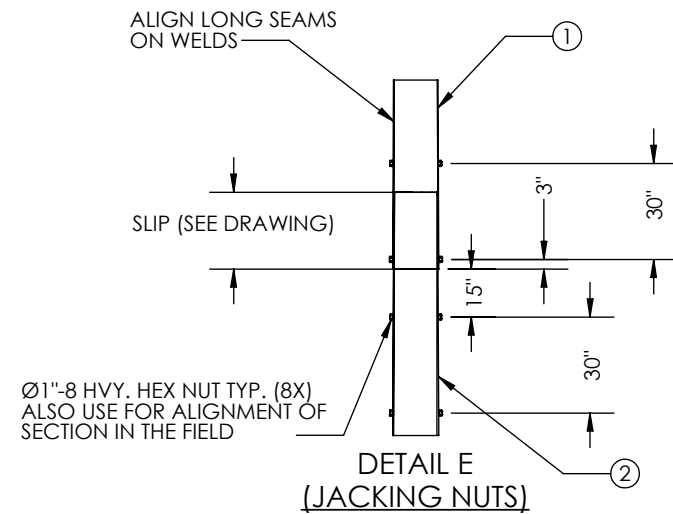


TOP WEIGHT: 1807.67 lbs
MID WEIGHT: 3034.65 lbs
(INCLUDES 6% FOR GALVANIZING)

GUC
H10 - 85'
STR#: XX
MM/YYYY
WEIGHT: 4848.76 lbs
CHM# 22-10571
UGM : 994.64 FT-K

ID TAG DETAIL
3/8" ENGRAVED

XX: 43, 47, 57, 134, 138, 144

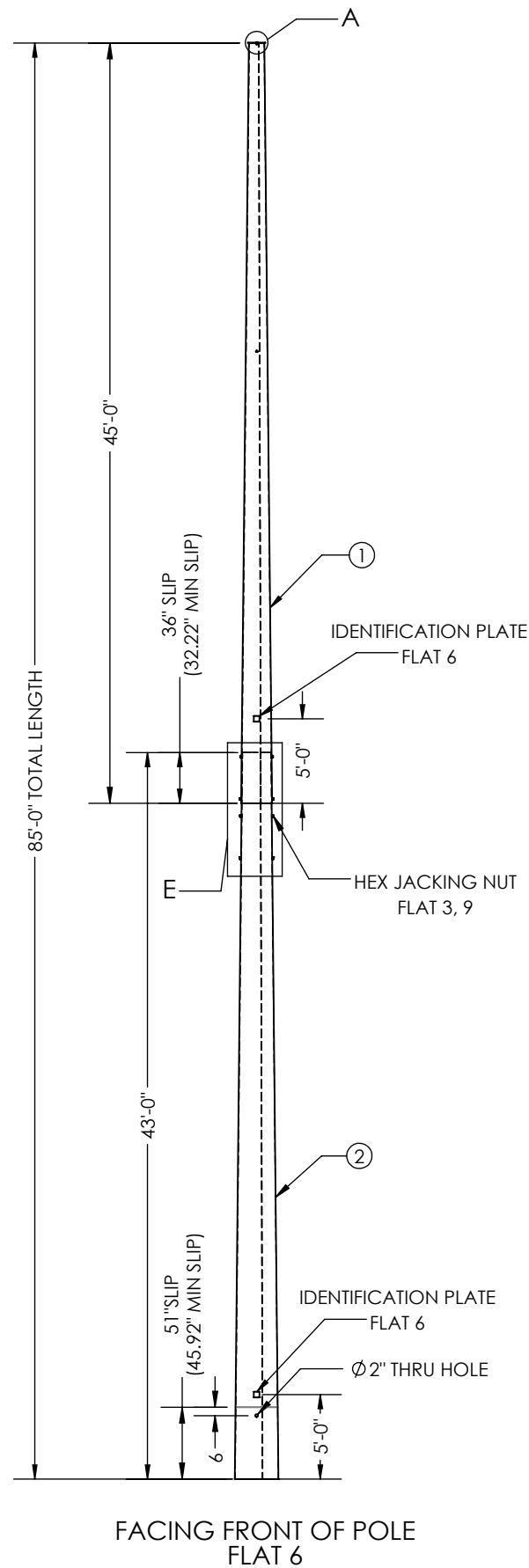


- GENERAL NOTES:
- SHAFT DIMENSIONS ARE 12 SIDED MEASURED FLAT TO FLAT.
 - ALL FULL PENETRATION WELDS TO BE U.T. INSPECTED.
 - WELDING CODE AWS D1.1.
 - PLASTIC PLUGS INSTALLED IN ALL TAPPED HOLES & NUTS.
 - FINISH HOT DIP GALVANIZED.

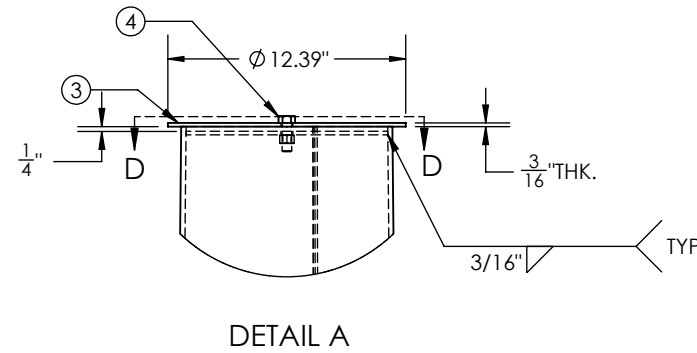
QTY: 6

THIS DWG IS PROPERTY OF CHM INDUSTRIES AND CONTAINS PROPRIETARY INFORMATION WHICH MAY NOT BE COPIED OR REPRODUCED WITHOUT PRIOR WRITTEN CONSENT FROM CHM INDUSTRIES.		DIMENSIONS ARE IN INCHES UNLESS OTHERWISE SPECIFIED		SPECIFICATIONS		BY	DATE	JOB NO.	PART NO.	DWG NO.	REV.	
CHM INDUSTRIES		700 E. MCCLEROY, SUITE A SAGINAW, TEXAS 76179 682.286.0046 PH 682.286.0086 FX CHMINDUSTRIES.COM		BREAK ALL SHARP EDGES .005/.015. REMOVE ALL BURRS AND CHIPS		GALVANIZED		SK	06/17/2022	22-10571	10571-2200	22-10571-2200_H10-85 SHEET: 1 OF 1
		TOLERANCES UNLESS OTHERWISE SPECIFIED		FINISH: GALVANIZED		CHKD:	-			GREENVILLE UTILITES COMMISSION H10-85' STR-43, 47, 57, 134, 138, 144		
		GENERAL TOLERANCE: ±1/16 ANGULAR: ±0.5°		SCALE: NTS B		LAST REV.:	-					
				DO NOT SCALE DRAWING		THIRD ANGLE PROJECTION						

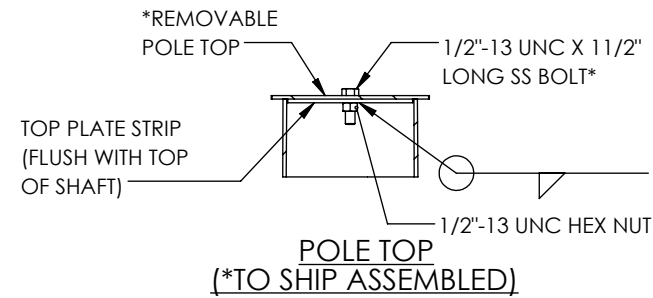
ITEM NO.	PART NUMBER	DESCRIPTION	MATERIAL	QTY.
1	10571-SECC023	SECTION, POLE, 21.98" X 11.0" X 0.25" X 45'-0"	A572 GR.65	1
2	10571-SECB023	SECTION, POLE, 31.11" X 20.62" X 0.25 X 43'-0"	A572 GR.65	1
3	10571-A-PC024	POLE CAP, Ø12.39" X 0.1875"	A572 GR.65	1
4	42107	Bolt, 1/2-13 x 1-1/2", SS, HH, FULL THREAD	SS	1



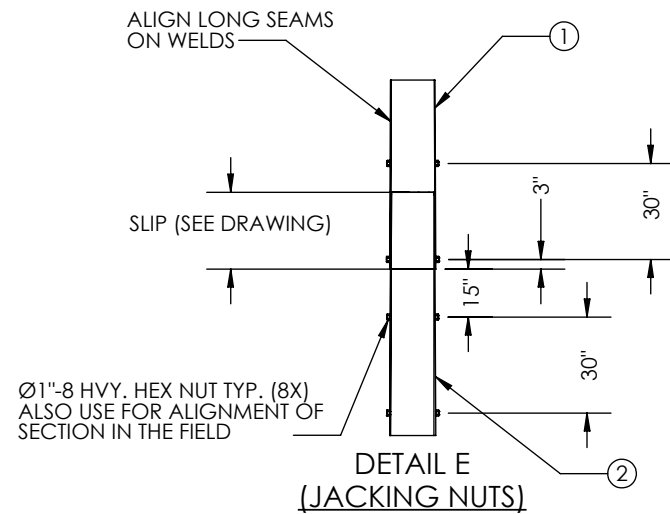
FACING FRONT OF POLE
FLAT 6



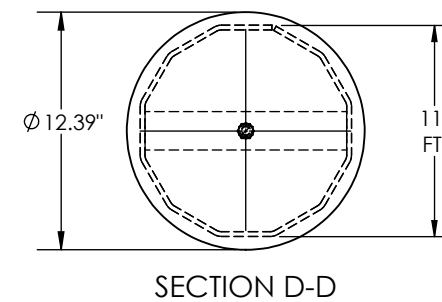
DETAIL A



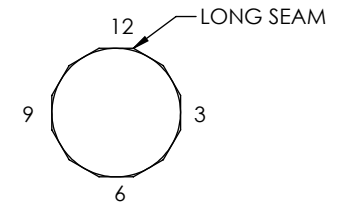
POLE TOP
(*TO SHIP ASSEMBLED)



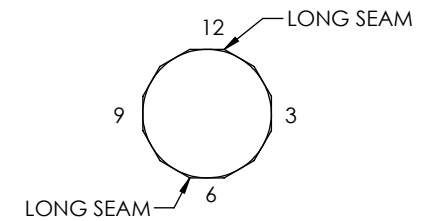
DETAIL E
(JACKING NUTS)



SECTION D-D



ORIENTATION DETAIL
TOP VIEW
(TOP POLE)



ORIENTATION DETAIL
TOP VIEW
(BOTTOM POLE)

TOP WEIGHT: 2113.05 lbs
MID WEIGHT: 3186.78 lbs
(INCLUDES 6% FOR GALVANIZING)

GUC
H10 - 90'
STR#: XX
MM/YYYY
WEIGHT: 5306.28 lbs
CHM# 22-10571
UGM : 1057.95 FT-K

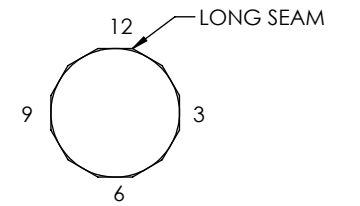
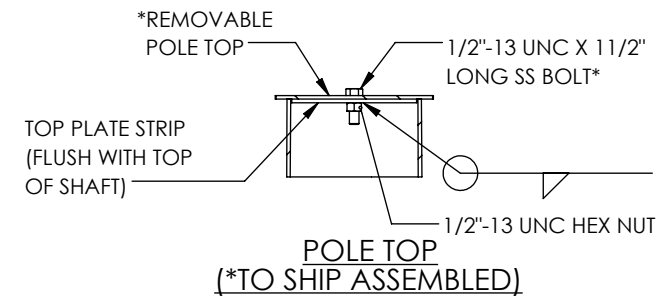
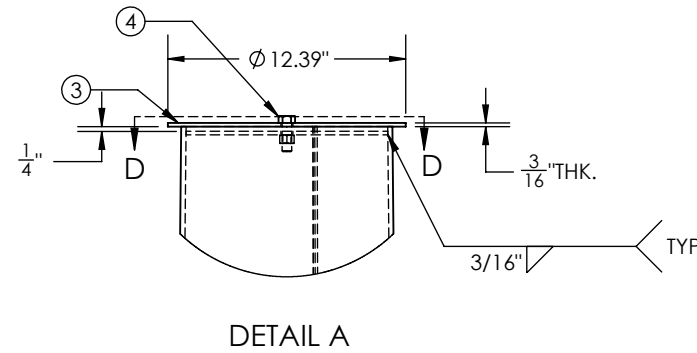
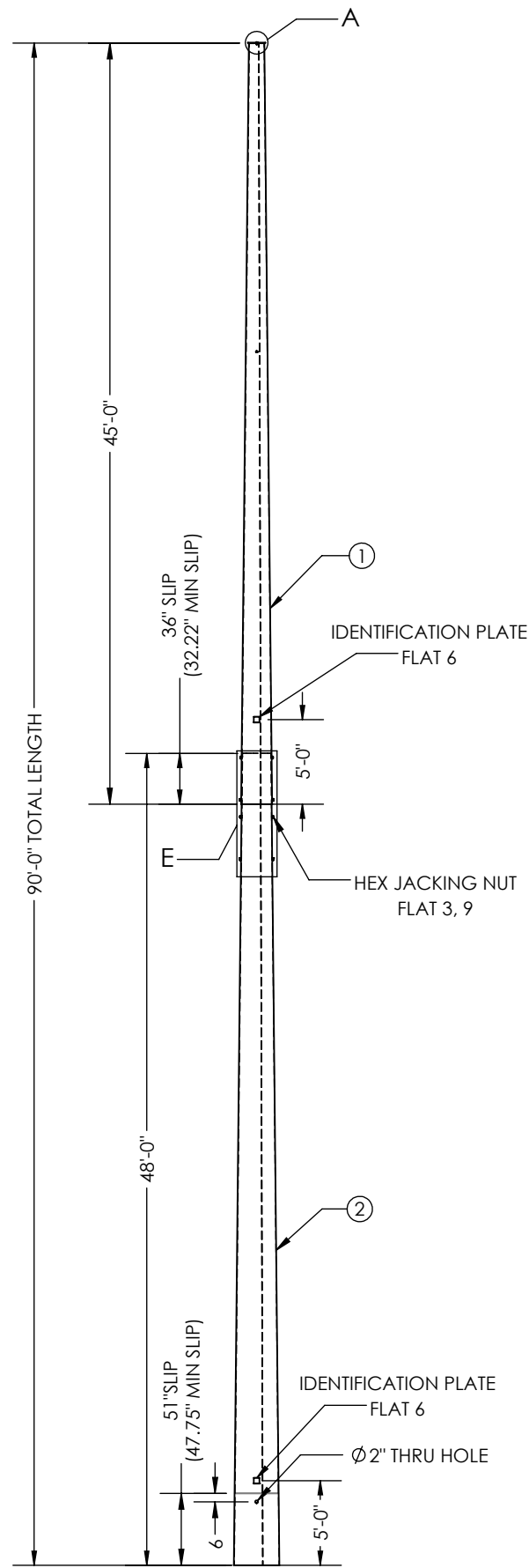
ID TAG DETAIL
3/8" ENGRAVED
XX: 48, 53, 54, 119, 121

- GENERAL NOTES:
1. SHAFT DIMENSIONS ARE 12 SIDED MEASURED FLAT TO FLAT.
 2. ALL FULL PENETRATION WELDS TO BE U.T. INSPECTED.
 3. WELDING CODE AWS D1.1.
 4. PLASTIC PLUGS INSTALLED IN ALL TAPPED HOLES & NUTS.
 5. FINISH HOT DIP GALVANIZED.

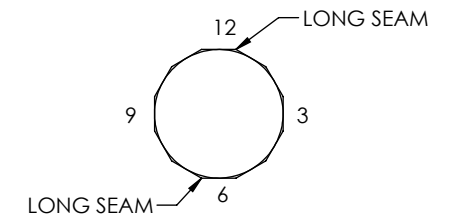
QTY: 5

THIS DWG IS PROPERTY OF CHM INDUSTRIES AND CONTAINS PROPRIETARY INFORMATION WHICH MAY NOT BE COPIED OR REPRODUCED WITHOUT PRIOR WRITTEN CONSENT FROM CHM INDUSTRIES.		DIMENSIONS ARE IN INCHES UNLESS OTHERWISE SPECIFIED		SPECIFICATIONS		BY	DATE	JOB NO.	PART NO.	DWG NO.	REV.
700 E. MCCLEROY, SUITE A SAGINAW, TEXAS 76179 682.286.0046 PH 682.286.0086 FX CHMINDUSTRIES.COM		BREAK ALL SHARP EDGES .005/.015. REMOVE ALL BURRS AND CHIPS		TOLERANCES UNLESS OTHERWISE SPECIFIED GENERAL TOLERANCE: ±1/16 ANGULAR: ±0.5°		SK	06/17/2022	22-10571	10571-2300	22-10571-2300_H10-90	-
CHM INDUSTRIES		GALVANIZED		NTS		B		THIRD ANGLE PROJECTION		GREENVILLE UTILITES COMMISSION H10-90' STR-48, 53, 54, 119, 121	
				DO NOT SCALE DRAWING						SHEET: 1 OF 1	

ITEM NO.	PART NUMBER	DESCRIPTION	MATERIAL	QTY.
1	10571-SECC024	SECTION, POLE, 21.98" X 11.0" X 0.25" X 45'-0"	A572 GR.65	1
2	10571-SECB024	SECTION, POLE, 32.33" X 20.62" X 0.25 X 48'-0"	A572 GR.65	1
3	10571-A-PC024	POLE CAP, Ø12.39" X 0.1875"	A572 GR.65	1
4	42107	Bolt, 1/2-13 x 1-1/2", SS, HH, FULL THREAD	SS	1



ORIENTATION DETAIL
TOP VIEW
(TOP POLE)

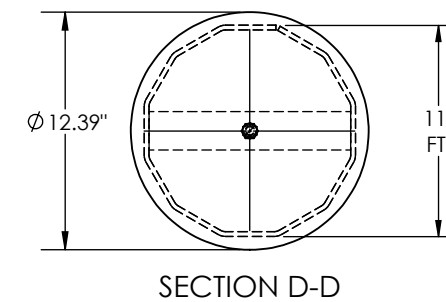
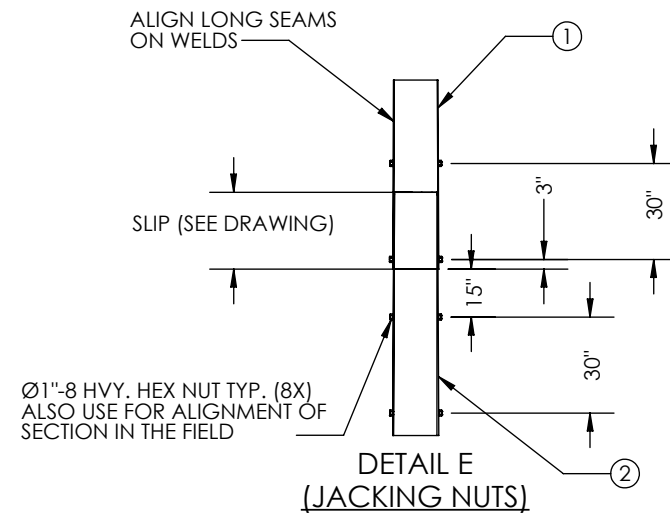


ORIENTATION DETAIL
TOP VIEW
(BOTTOM POLE)

TOP WEIGHT: 2113.05 lbs
MID WEIGHT: 3641.91 lbs
(INCLUDES 6% FOR GALVANIZING)

GUC
H10 - 95'
STR#: 51
MM/YYYY
WEIGHT: 5761.41 lbs
CHM# 22-10571
UGM : 1119.65 FT-K

ID TAG DETAIL
3/8" ENGRAVED



- GENERAL NOTES:
- SHAFT DIMENSIONS ARE 12 SIDED MEASURED FLAT TO FLAT.
 - ALL FULL PENETRATION WELDS TO BE U.T. INSPECTED.
 - WELDING CODE AWS D1.1.
 - PLASTIC PLUGS INSTALLED IN ALL TAPPED HOLES & NUTS.
 - FINISH HOT DIP GALVANIZED.

QTY: 1

FACING FRONT OF POLE
FLAT 6



700 E. MCCLEROY, SUITE A
SAGINAW, TEXAS 76179
682.286.0046 PH
682.286.0086 FX
CHMINDUSTRIES.COM

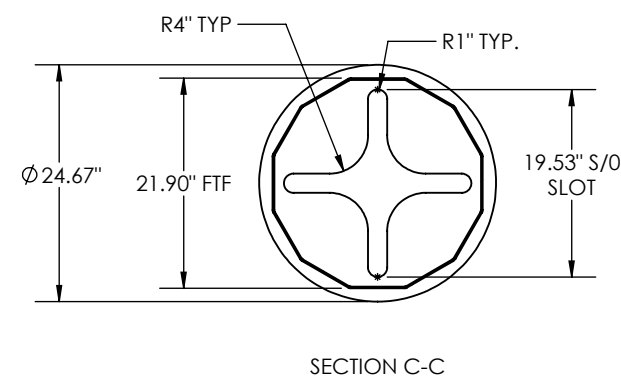
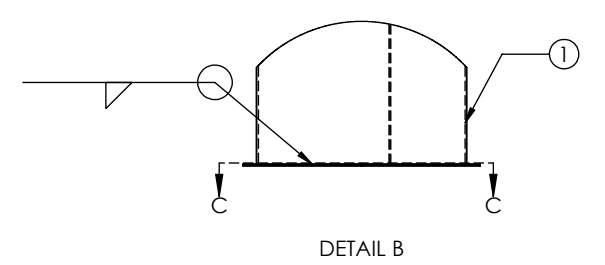
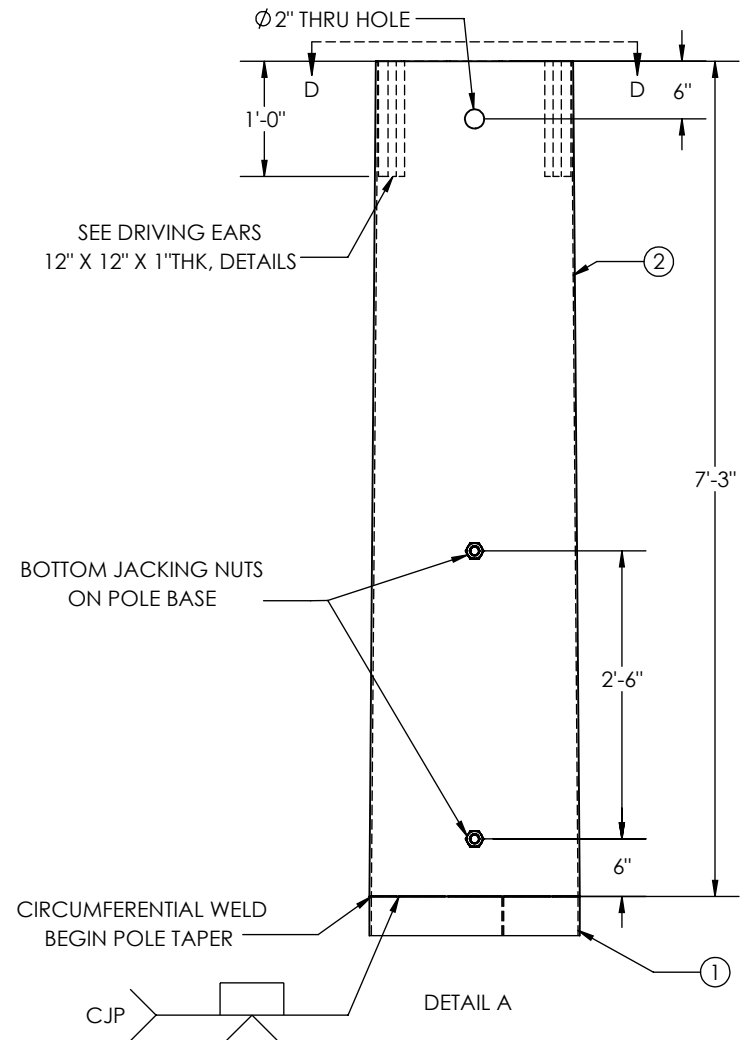
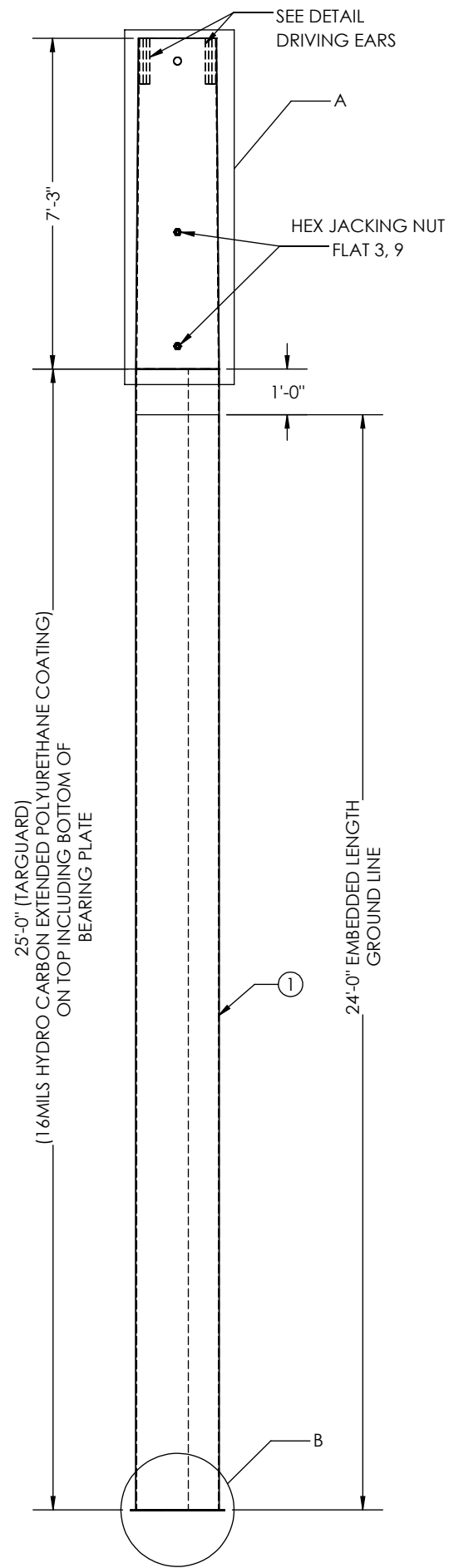
BREAK ALL SHARP EDGES .005/.015.
REMOVE ALL BURRS AND CHIPS

TOLERANCES UNLESS OTHERWISE SPECIFIED
GENERAL TOLERANCE: ±1/16
ANGULAR: ±0.5°

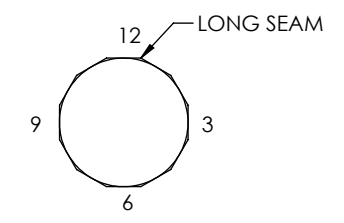
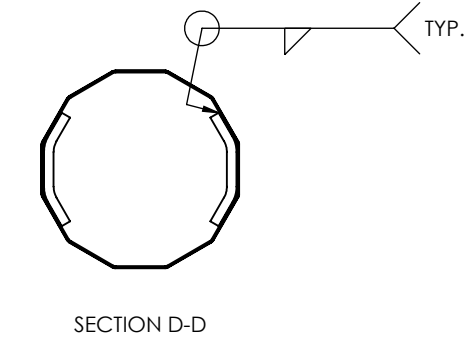
SPECIFICATIONS
MATERIAL: -
FINISH: GALVANIZED
SCALE: NTS B
DO NOT SCALE DRAWING

BY: SK
DATE: 06/17/2022
THIRD ANGLE PROJECTION


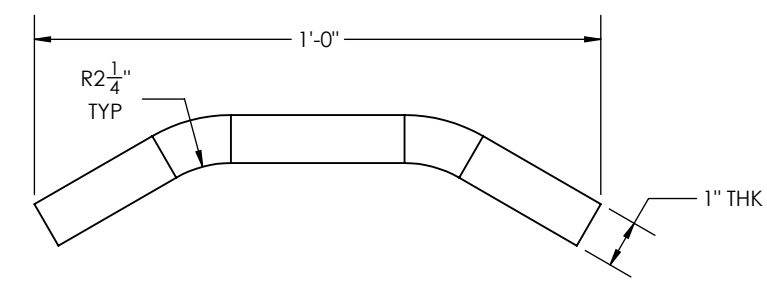
JOB NO.: 22-10571
PART NO.: 10571-2400
DWG NO.: 22-10571-2400_H10-95
SHEET: 1 OF 1
GREENVILLE UTILITES COMMISSION
H10-95'
STR-51



ITEM NO.	10571-SECD02	DESCRIPTION	MATERIAL	QTY.
1	10571-SECD01	SECTION POLE 21.9" X 21.9" X 0.19" X 25'-0"	A572 GR.65	1
2	10571-SECA001	SECTION, POLE, 21.90"X20.55"X0.1875"X7'-3"	A572 GR.65	1



ORIENTATION DETAIL
TOP VIEW



DRIVING EARS DETAIL

TOTAL WEIGHT: 1,620 lbs
INCLUDING 6% WEIGHT OF GALVANIZED

GUC
H4-70'
STR#: X
MM/YYYY
WEIGHT: XXXX
CHM# 22-10571
UGM : 390.85 FT-K

ID TAG DETAIL
3/8" ENGRAVED
X=105,106,107,163,

- GENERAL NOTES:
1. SHAFT DIMENSIONS ARE 12 SIDED MEASURED FLAT TO FLAT.
 2. ALL FULL PENETRATION WELDS TO BE U.T. INSPECTED.
 3. WELDING CODE AWS D1.1.
 4. PLASTIC PLUGS INSTALLED IN ALL TAPPED HOLES & NUTS.

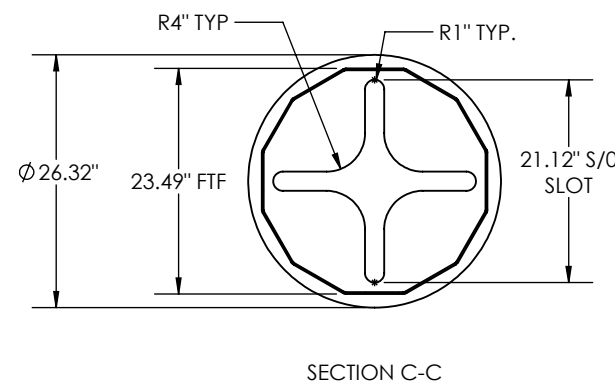
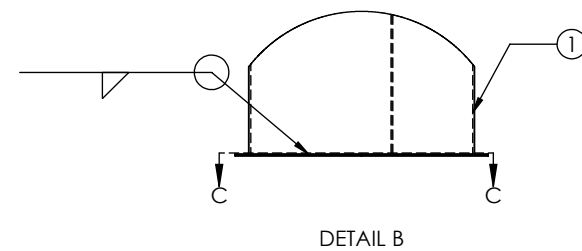
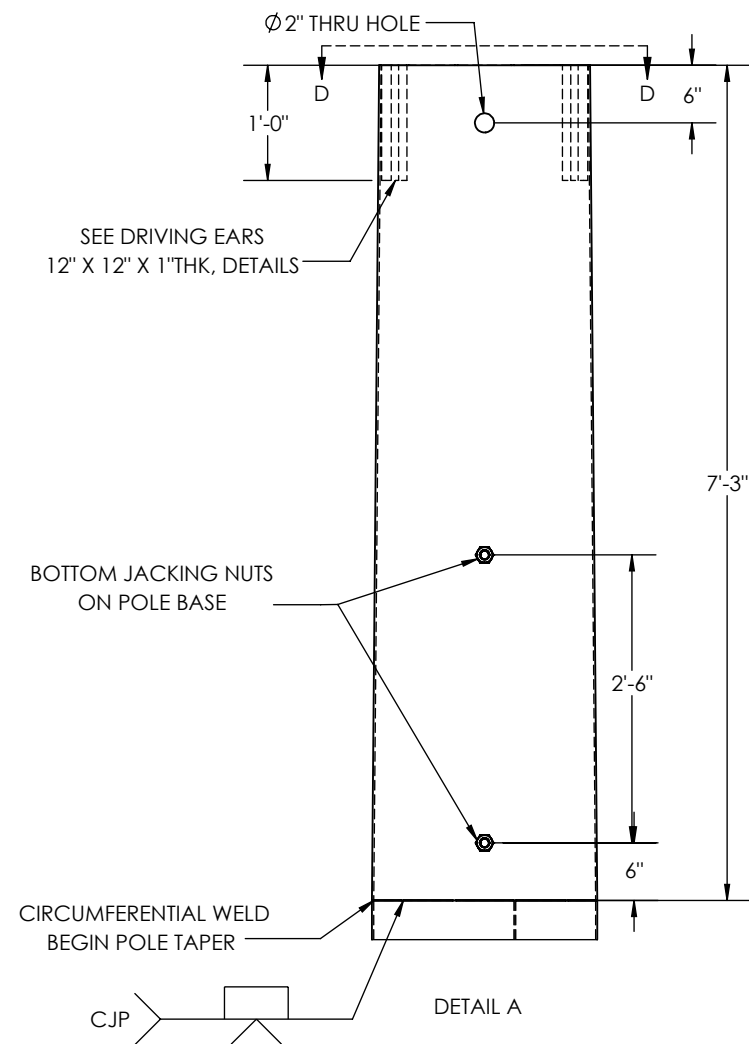
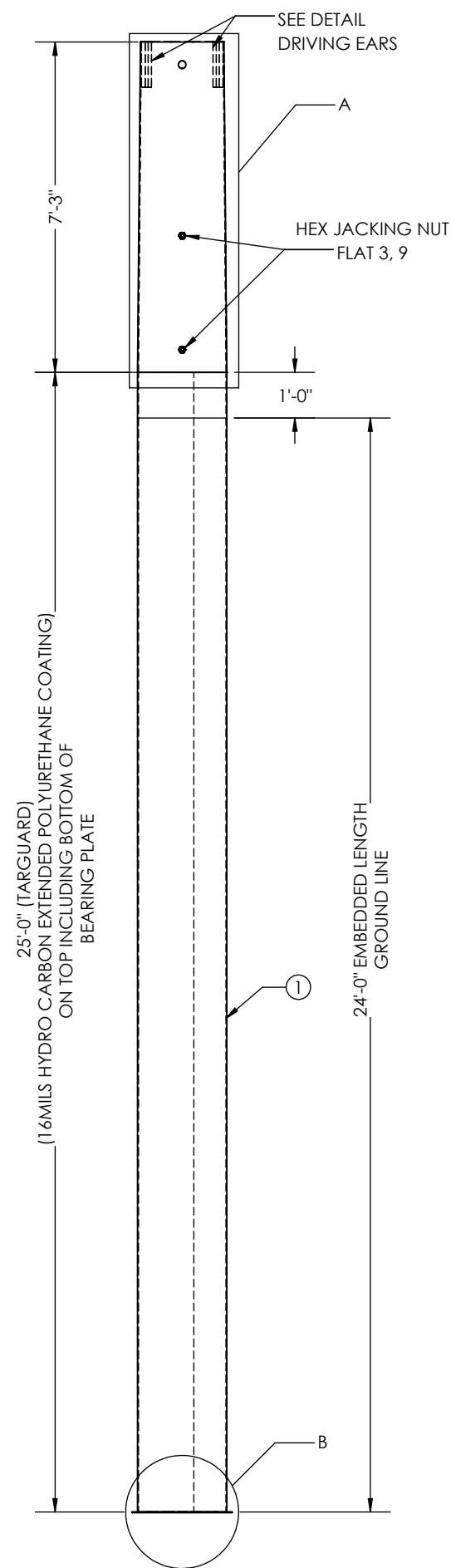
QTY: 4

THIS DWG IS PROPERTY OF CHM INDUSTRIES AND CONTAINS PROPRIETARY INFORMATION WHICH MAY NOT BE COPIED OR REPRODUCED WITHOUT PRIOR WRITTEN CONSENT FROM CHM INDUSTRIES.		DIMENSIONS ARE IN INCHES UNLESS OTHERWISE SPECIFIED		SPECIFICATIONS		BY	DATE	JOB NO.	PART NO.	DWG NO.	REV.	
<p>700 E. MCCLEROY, SUITE A SAGINAW, TEXAS 76179 682.286.0046 PH 682.286.0086 FX CHMINDUSTRIES.COM</p>		BREAK ALL SHARP EDGES .005/.015. REMOVE ALL BURRS AND CHIPS		TOLERANCES UNLESS OTHERWISE SPECIFIED		CREATED: SR	06/18/2022	22-10571	10571-2500	22-10571-2500-H4-70	-	
		GENERAL TOLERANCE: ±1/16		ANGULAR: ±0.5°		FINISH: GALVANIZED	CHK'D: -	-	-	-	-	-
		DO NOT SCALE DRAWING		THIRD ANGLE PROJECTION		SCALE: NTS	B					

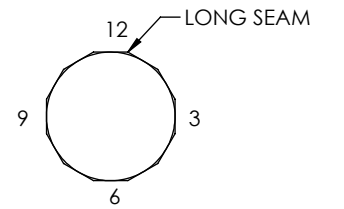
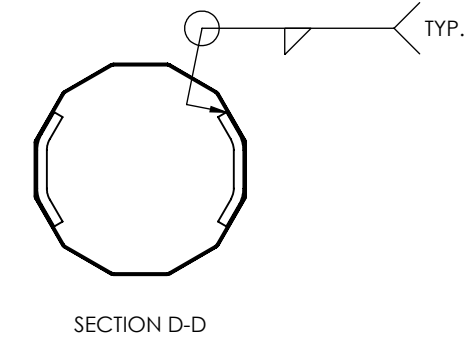
GREENVILLE UTILITES COMISSION

H4-70'


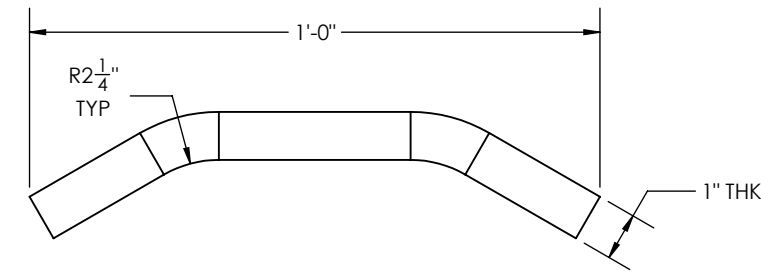
SHEET: 1 OF 1



ITEM NO.	PART NUMBER	DESCRIPTION	MATERIAL	QTY.
1	10571-SECD02	SECTION POLE 23.49" X 23.49" X 0.19" X 25'-0"	A572 GR.65	1
2	10571-SECA002	SECTION, POLE, 23.49"X21.97"X0.1875"X7'-3"	A572 GR.65	1



ORIENTATION DETAIL
TOP VIEW



DRIVING EARS DETAIL

TOTAL WEIGHT: 1,734 lbs
INCLUDING 6% WEIGHT OF GALVANIZED

GUC
H5-70'
STR#: X
MM/YYYY
WEIGHT: XXXX
CHM# 22-10571
UGM : 443.20 FT-K

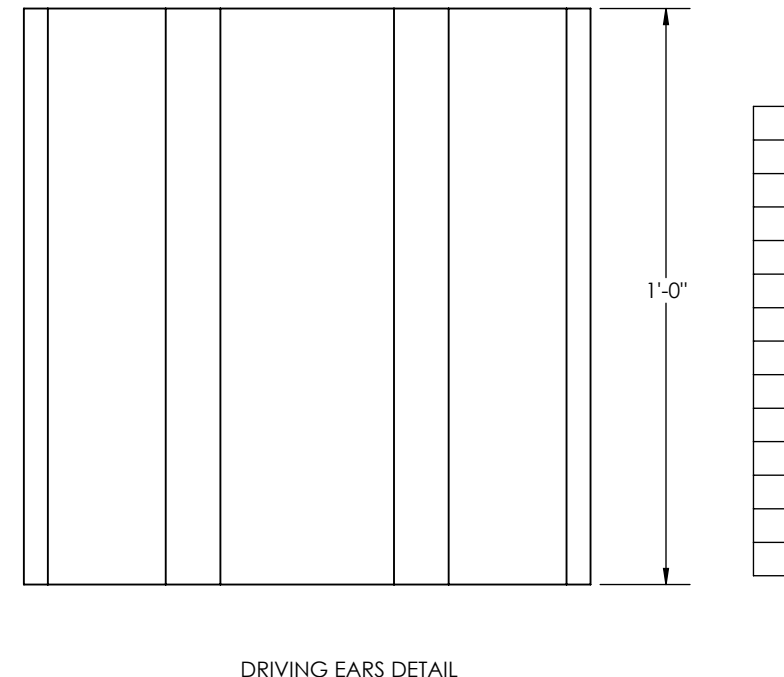
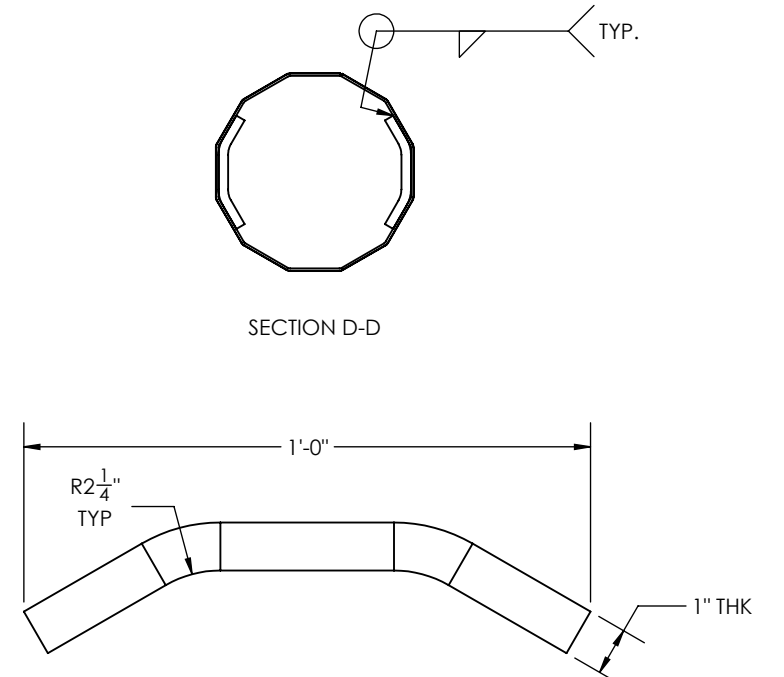
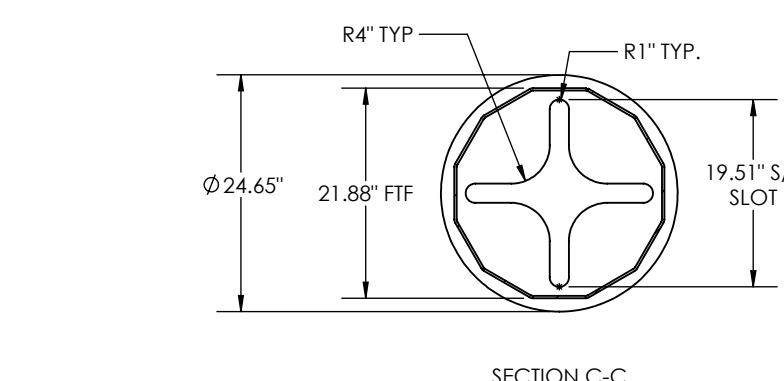
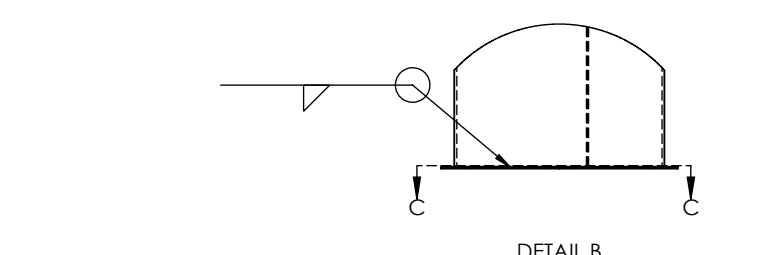
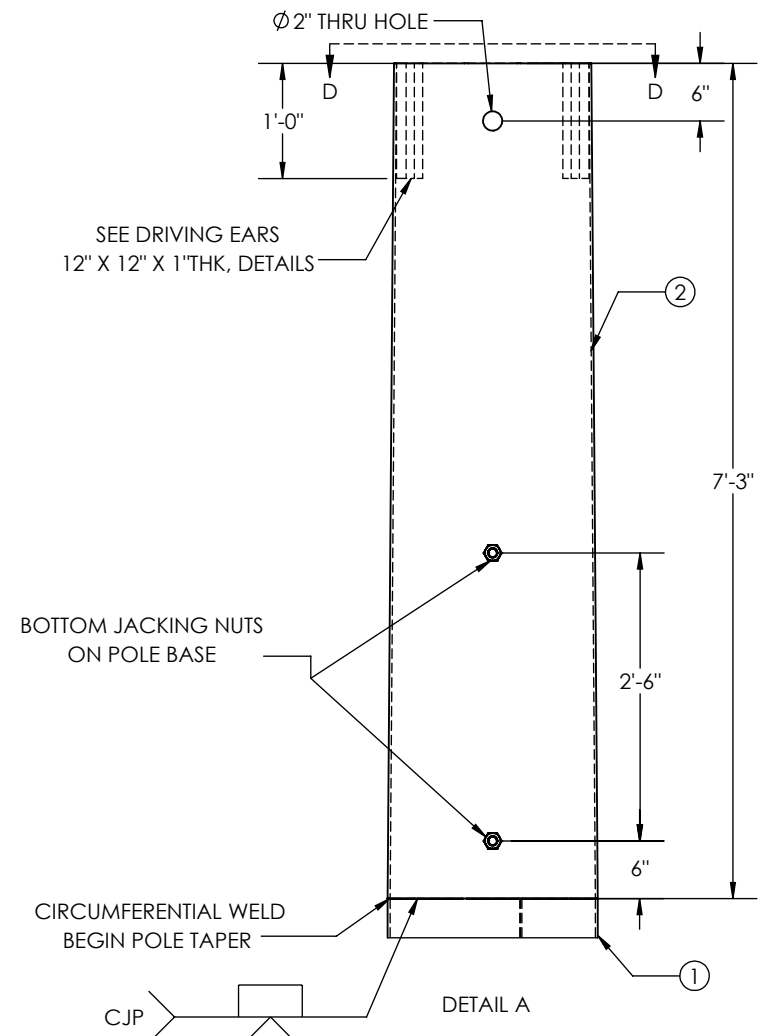
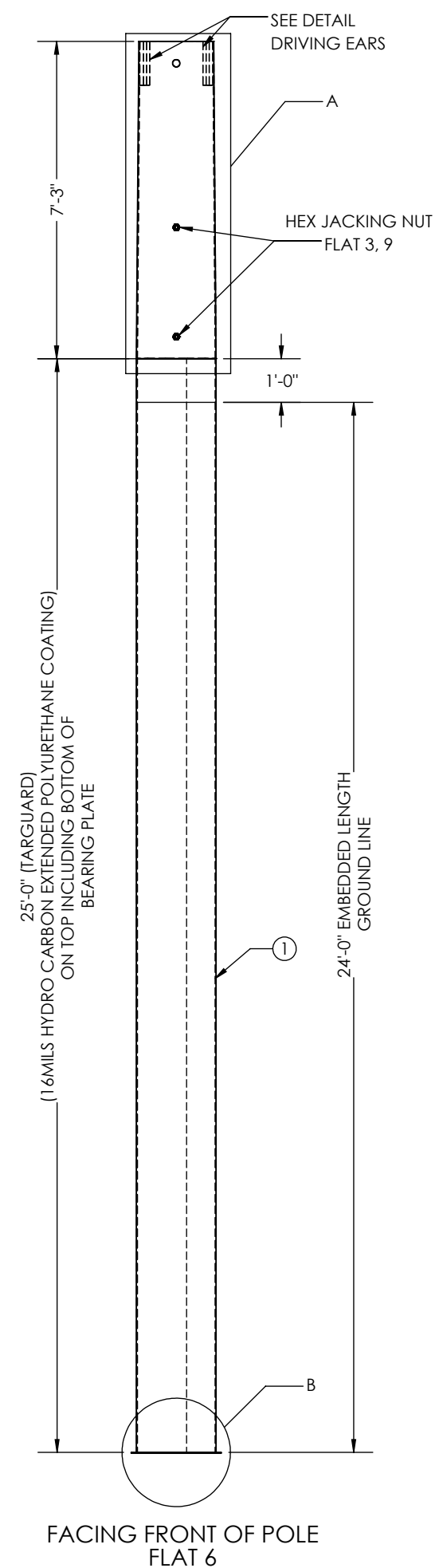
ID TAG DETAIL
3/8" ENGRAVED
X=108,109.

- GENERAL NOTES:
1. SHAFT DIMENSIONS ARE 12 SIDED MEASURED FLAT TO FLAT.
 2. ALL FULL PENETRATION WELDS TO BE U.T. INSPECTED.
 3. WELDING CODE AWS D1.1.
 4. PLASTIC PLUGS INSTALLED IN ALL TAPPED HOLES & NUTS.

QTY: 2

THIS DWG IS PROPERTY OF CHM INDUSTRIES AND CONTAINS PROPRIETARY INFORMATION WHICH MAY NOT BE COPIED OR REPRODUCED WITHOUT PRIOR WRITTEN CONSENT FROM CHM INDUSTRIES.		DIMENSIONS ARE IN INCHES UNLESS OTHERWISE SPECIFIED		SPECIFICATIONS		BY	DATE	JOB NO.	PART NO.	DWG NO.	REV.
<p>700 E. MCCLEROY, SUITE A SAGINAW, TEXAS 76179 682.286.0046 PH 682.286.0086 FX CHMINDUSTRIES.COM</p>		MATERIAL: -		CREATED:	SR	06/18/2022	22-10571	10571-2600	22-10571-2600-H5-70	-	
		FINISH: GALVANIZED		CHK'D:	-	-	GREENVILLE UTILITES COMISSION		H5-70'	SHEET: 1 OF 1	
		SCALE: NTS B		LAST REV.:	-	-	DO NOT SCALE DRAWING		THIRD ANGLE PROJECTION		

ITEM NO.	PART NUMBER	DESCRIPTION	MATERIAL	QTY.
1	10571-SECD03	SECTION POLE 21.88" X 21.88" X 0.25" X 25'-0"	A572 GR.65	1
2	10571-SECA003	SECTION, POLE, 21.88"X20.55"X0.2500"X7'-3"	A572 GR.65	1



TOTAL WEIGHT: 1994 lbs
INCLUDING 6% WEIGHT OF GALVANIZED

GUC
H6-70'
STR#: X
MM/YYYY
WEIGHT*XXXX
CHM# 22-10571
UGM : 515.44 FT-K

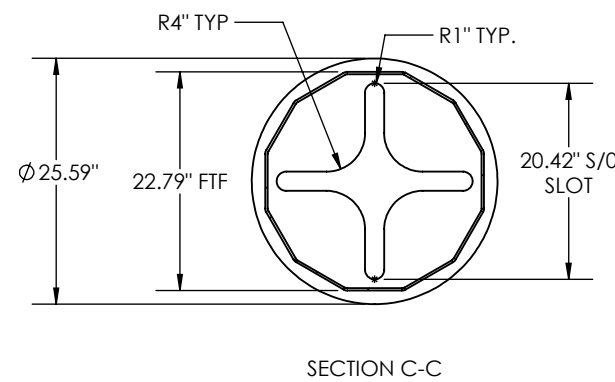
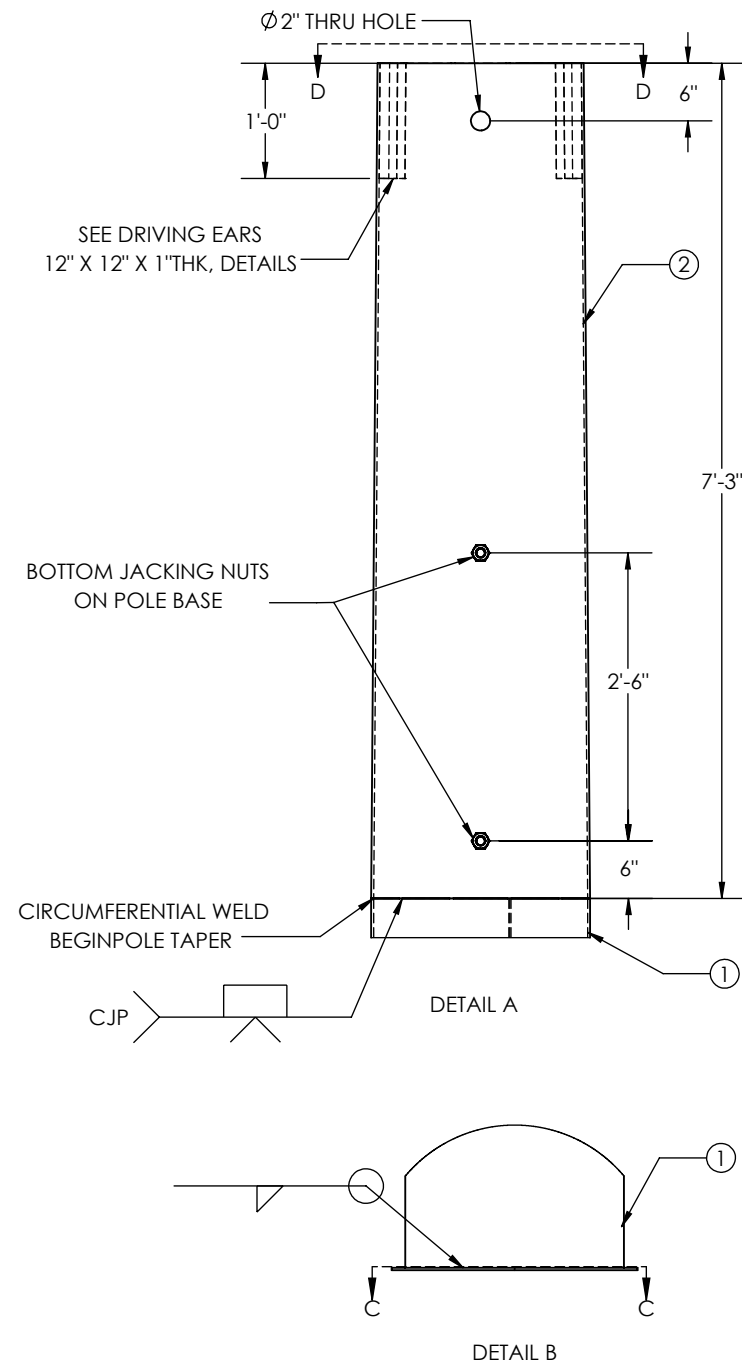
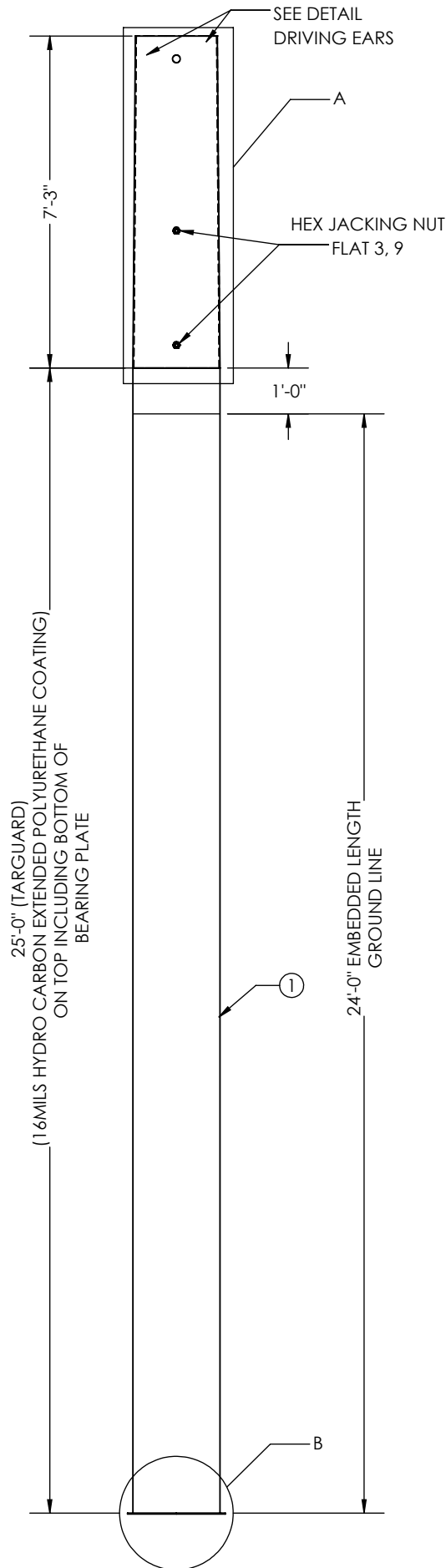
ID TAG DETAIL
3/8" ENGRAVED
X=SEE STRUCTURE TABLE

X = #
69
71
88
89
90
92
93
95
96
97
110
161
162

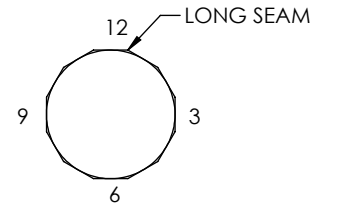
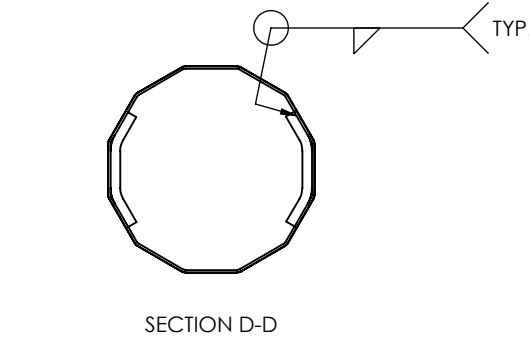
- GENERAL NOTES:
- SHAFT DIMENSIONS ARE 12 SIDED MEASURED FLAT TO FLAT.
 - ALL FULL PENETRATION WELDS TO BE U.T. INSPECTED.
 - WELDING CODE AWS D1.1.
 - PLASTIC PLUGS INSTALLED IN ALL TAPPED HOLES & NUTS.

QTY: 13


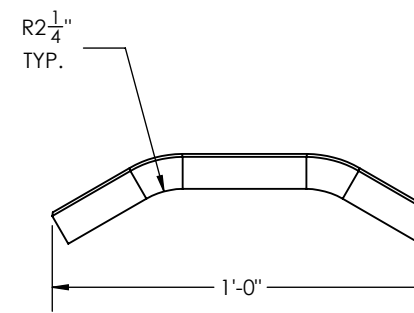
THIS DWG IS PROPERTY OF CHM INDUSTRIES AND CONTAINS PROPRIETARY INFORMATION WHICH MAY NOT BE COPIED OR REPRODUCED WITHOUT PRIOR WRITTEN CONSENT FROM CHM INDUSTRIES.		DIMENSIONS ARE IN INCHES UNLESS OTHERWISE SPECIFIED		SPECIFICATIONS		BY	DATE	JOB NO.	PART NO.	DWG NO.	REV.	
<p>700 E. MCCLEROY, SUITE A SAGINAW, TEXAS 76179 682.286.0046 PH 682.286.0086 FX CHMINDUSTRIES.COM</p>		BREAK ALL SHARP EDGES .005/.015. REMOVE ALL BURRS AND CHIPS		TOLERANCES UNLESS OTHERWISE SPECIFIED		SR	06/18/2022	22-10571	10571-2700	22-10571-2700-H6-70	-	
		GENERAL TOLERANCE: ±1/16		ANGULAR: ±0.5°		CHM#	-	-	-	-	-	-
		FINISH: GALVANIZED		SCALE: NTS		B		THIRD ANGLE PROJECTION		GREENVILLE UTILITES COMMISSION		
DO NOT SCALE DRAWING										H6-70'		



ITEM NO.	PART NUMBER	DESCRIPTION	MATERIAL	QTY.
1	10571-SECD0157	SECTION POLE 22.79" X 22.79" X 0.25" X 25'-0"	A572 GR.65	1
2	10571-SECA004	SECTION, POLE, 22.79" X 21.47" X 0.2500" X 7'-3"	A572 GR.65	1



ORIENTATION DETAIL
TOP VIEW



DRIVING EARS DETAIL

TOTAL WEIGHT: 2010.00 lbs
INCLUDING 6% WEIGHT OF GALVANIZED

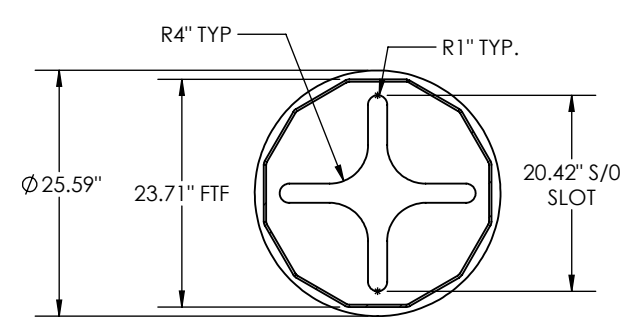
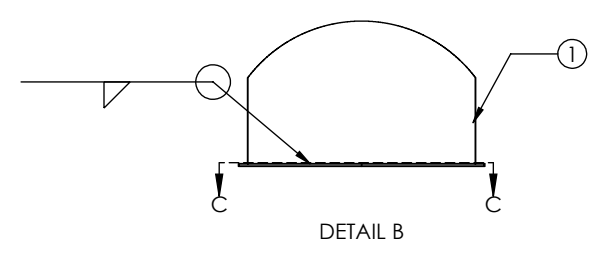
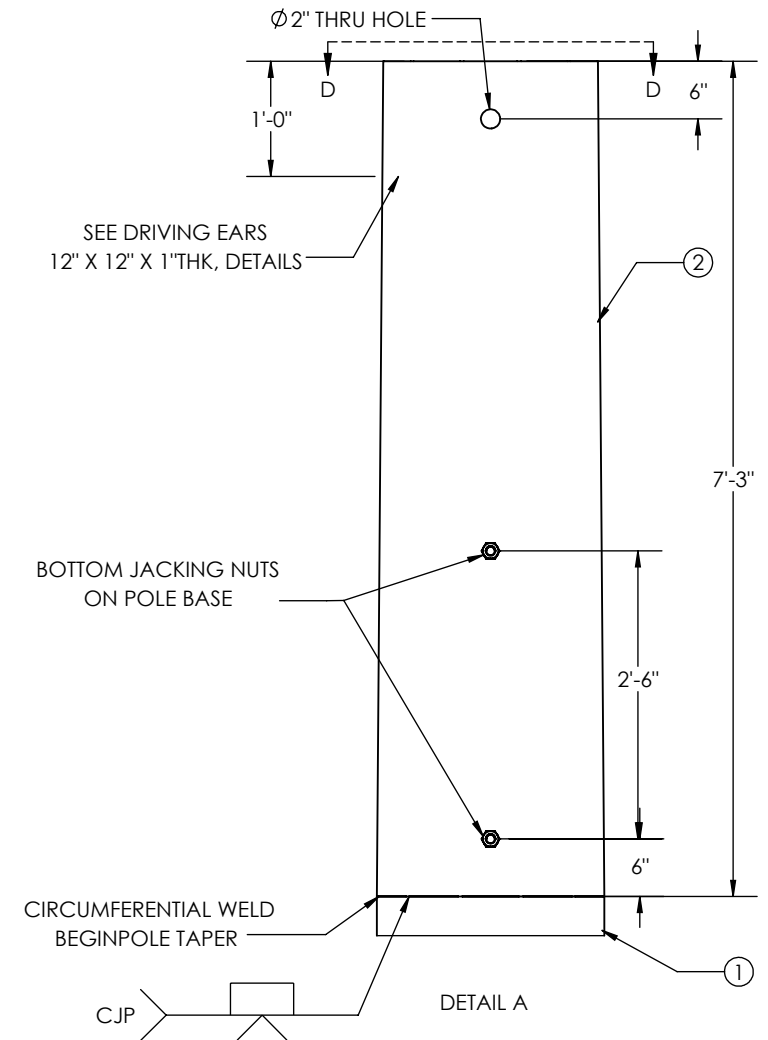
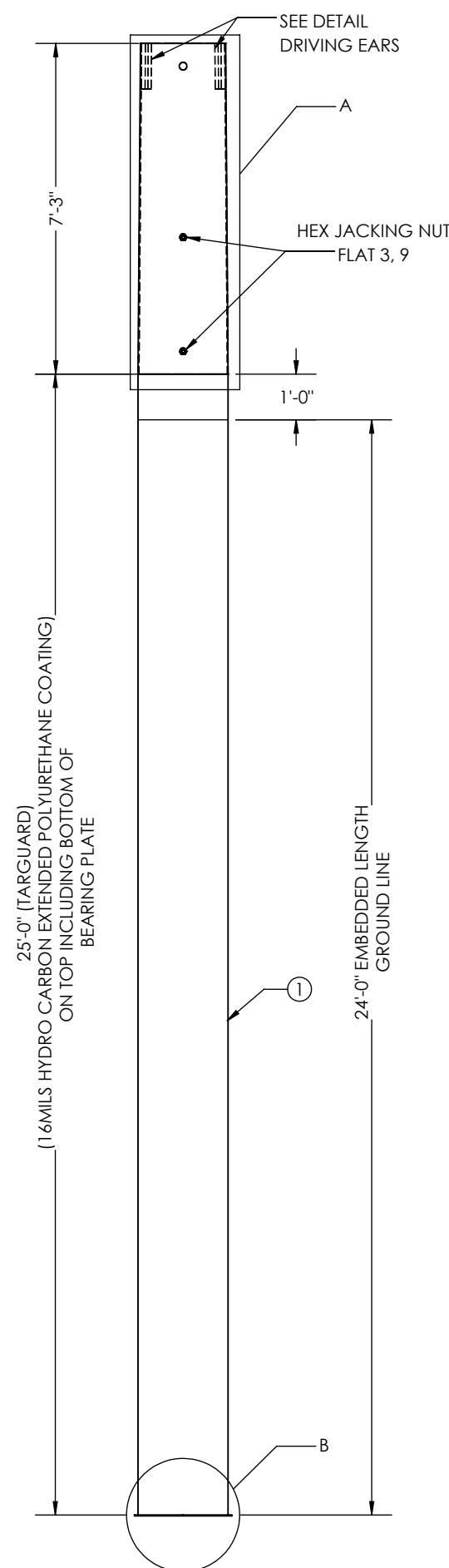
GUC
H6-75'
STR#: X
MM/YYYY
WEIGHT"XXXX
CHM# 22-10571
UGM : 560.23 FT-K

ID TAG DETAIL
3/8" ENGRAVED
X=87, 146, 148, 149

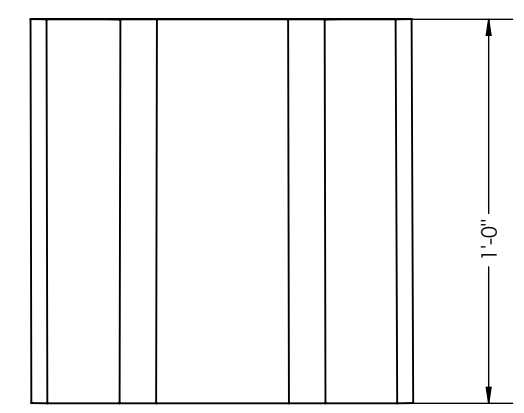
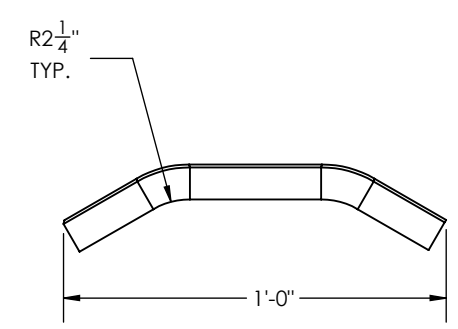
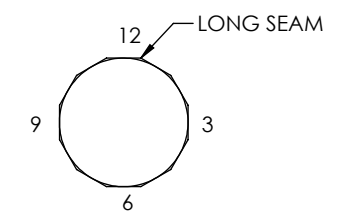
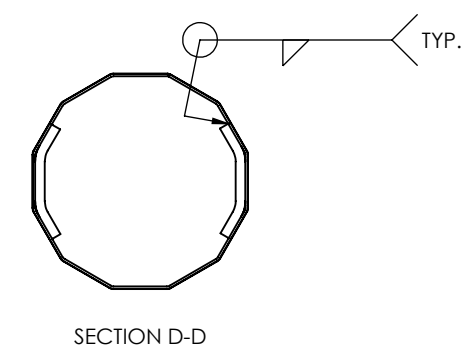
- GENERAL NOTES:
1. SHAFT DIMENSIONS ARE 12 SIDED MEASURED FLAT TO FLAT.
 2. ALL FULL PENETRATION WELDS TO BE U.T. INSPECTED.
 3. WELDING CODE AWS D1.1.
 4. PLASTIC PLUGS INSTALLED IN ALL TAPPED HOLES & NUTS.

QTY: 4

<small>THIS DWG IS PROPERTY OF CHM INDUSTRIES AND CONTAINS PROPRIETARY INFORMATION WHICH MAY NOT BE COPIED OR REPRODUCED WITHOUT PRIOR WRITTEN CONSENT FROM CHM INDUSTRIES.</small> CHM INDUSTRIES 700 E. MCCLEROY, SUITE A SAGINAW, TEXAS 76179 682.286.0046 PH 682.286.0086 FX CHMINDUSTRIES.COM		DIMENSIONS ARE IN INCHES UNLESS OTHERWISE SPECIFIED BREAK ALL SHARP EDGES .005/.015. REMOVE ALL BURRS AND CHIPS TOLERANCES UNLESS OTHERWISE SPECIFIED GENERAL TOLERANCE: ±1/16 ANGULAR: ±0.5°	SPECIFICATIONS MATERIAL: - FINISH: GALVANIZED SCALE: NTS B DO NOT SCALE DRAWING	BY: SR DATE: 06/17/2022 CHKD: - LAST REV: - THIRD ANGLE PROJECTION	JOB NO.: 22-10571 PART NO.: 10571-2800 DWG NO.: 22-10571-2800 SHEET: 1 OF 1	GREENVILLE UTILITES COMISSION H6-75'
---	--	--	---	--	--	---



ITEM NO.	PART NUMBER	DESCRIPTION	MATERIAL	QTY.
1	10571-SECD0158	SECTION POLE 23.71 X 23.71" X 0.25 X "25'-0"	A572 GR.65	1
2	10571-SECA005	SECTION, POLE, 23.71" X 22.38" X .2500" X 7'-3"	A572 GR.65	1



TOTAL WEIGHT: 2300.00 lbs
INCLUDING 6% WEIGHT OF GALVANIZED

GUC
H6-80'
STR#: X
MM/YYYY
WEIGHT"XXXX
CHM# 22-10571
UGM : 515.44 FT-K

ID TAG DETAIL
3/8" ENGRAVED
X=80,81,82,117,118,130,
131,133,137,139,150

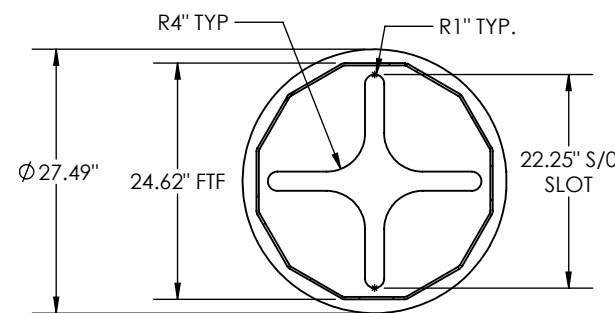
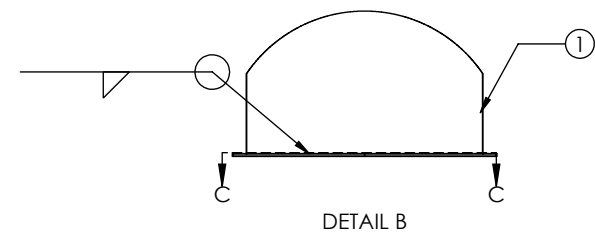
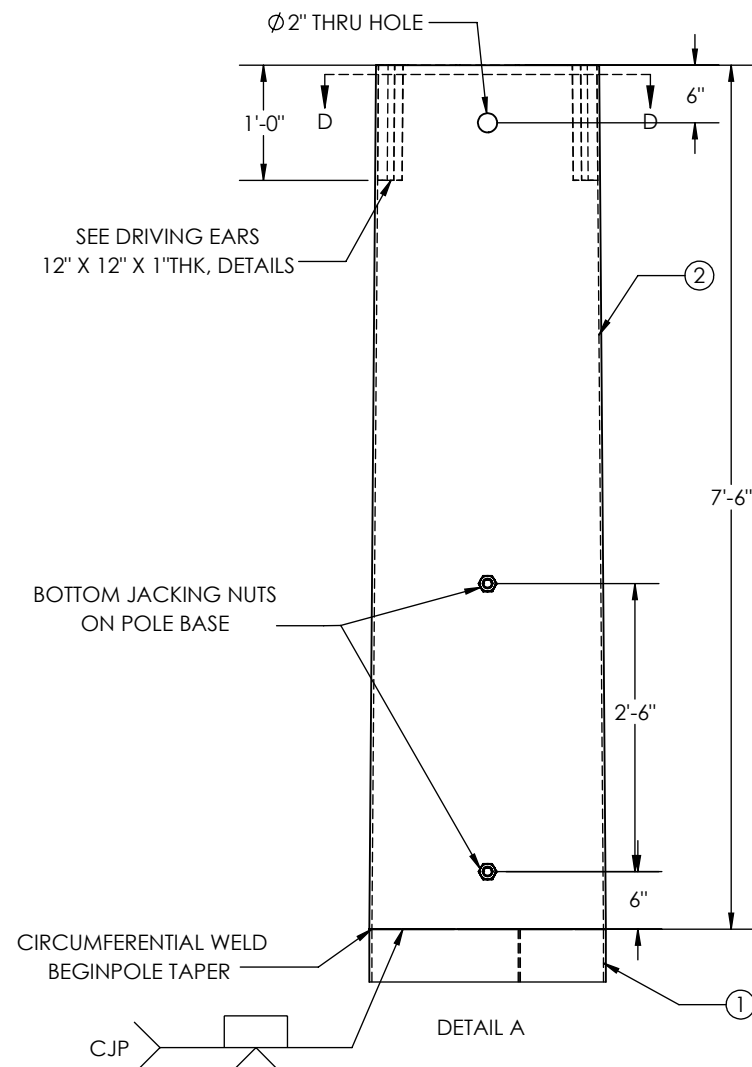
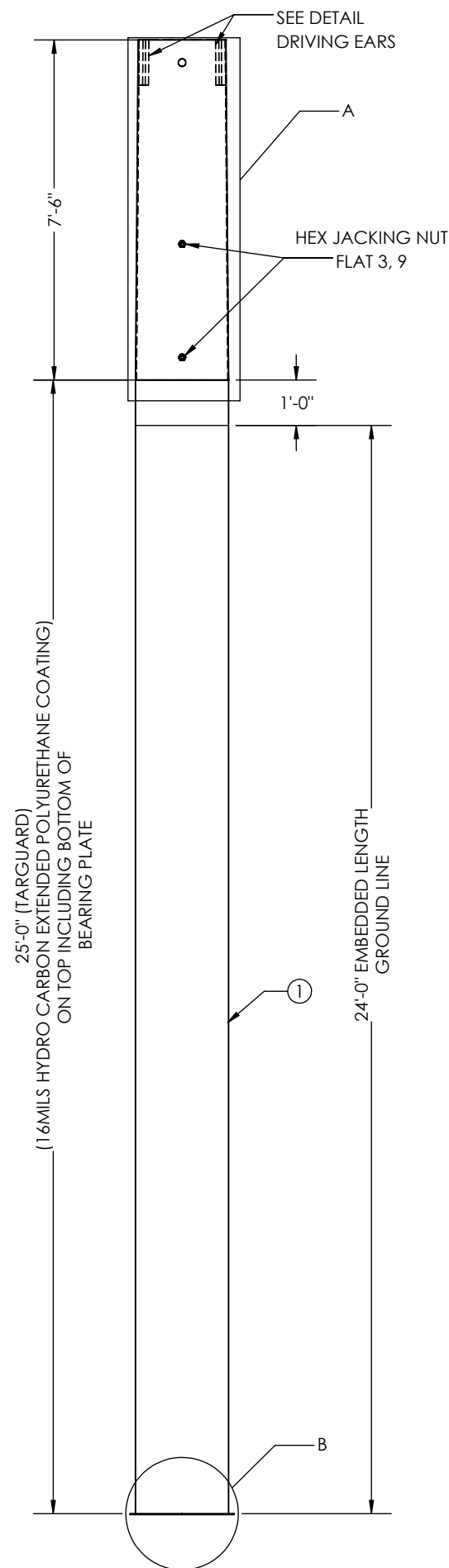
- GENERAL NOTES:
1. SHAFT DIMENSIONS ARE 12 SIDED MEASURED FLAT TO FLAT.
 2. ALL FULL PENETRATION WELDS TO BE U.T. INSPECTED.
 3. WELDING CODE AWS D1.1.
 4. PLASTIC PLUGS INSTALLED IN ALL TAPPED HOLES & NUTS.

QTY: 11

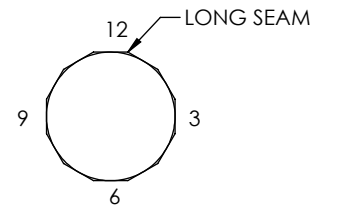
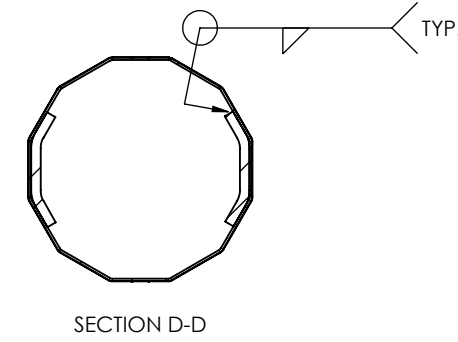
THIS DWG IS PROPERTY OF CHM INDUSTRIES AND CONTAINS PROPRIETARY INFORMATION WHICH MAY NOT BE COPIED OR REPRODUCED WITHOUT PRIOR WRITTEN CONSENT FROM CHM INDUSTRIES.		DIMENSIONS ARE IN INCHES UNLESS OTHERWISE SPECIFIED		SPECIFICATIONS		BY	DATE	JOB NO.	PART NO.	DWG NO.	REV.	
<p>700 E. MCCLEROY, SUITE A SAGINAW, TEXAS 76179 682.286.0046 PH 682.286.0086 FX CHMINDUSTRIES.COM</p>		BREAK ALL SHARP EDGES .005/.015. REMOVE ALL BURRS AND CHIPS		TOLERANCES UNLESS OTHERWISE SPECIFIED		CREATED: SR	06/17/2022	22-10571	10571-2900	22-10571-2900	-	
		GENERAL TOLERANCE: ±1/16		ANGULAR: ±0.5°		FINISH: GALVANIZED	CHK'D: -	-	-	-	-	-
		DO NOT SCALE DRAWING		THIRD ANGLE PROJECTION		SCALE: NTS	B					

GREENVILLE UTILITES COMMISSION


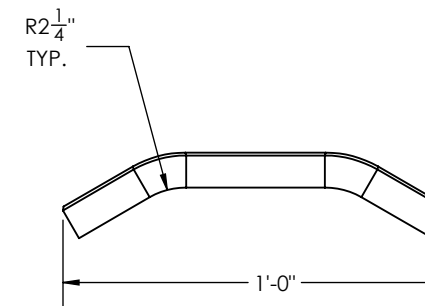
H6-80'



ITEM NO.	PART NUMBER	DESCRIPTION	MATERIAL	QTY.
1	10571-SECD0159	SECTION POLE 24.62 X 24.62" X 0.25 X "25'-0"	A572 GR.65	1
2	10571-SECA006	SECTION, POLE, 24.62" X 23.25" X .2500" X 7'-6"	A572 GR.65	1



ORIENTATION DETAIL
TOP VIEW



DRIVING EARS DETAIL

TOTAL WEIGHT: 2226.21
INCLUDING 6% WEIGHT OF GALVANIZED

GUC
H6-85'
STR#: X
MM/YYYY
WEIGHT"XXXX
CHM# 22-10571
UGM : 655.41 FT-K

ID TAG DETAIL
3/8" ENGRAVED
X=152,156

- GENERAL NOTES:
1. SHAFT DIMENSIONS ARE 12 SIDED MEASURED FLAT TO FLAT.
 2. ALL FULL PENETRATION WELDS TO BE U.T. INSPECTED.
 3. WELDING CODE AWS D1.1.
 4. PLASTIC PLUGS INSTALLED IN ALL TAPPED HOLES & NUTS.

QTY: 2

THIS DWG IS PROPERTY OF CHM INDUSTRIES AND CONTAINS PROPRIETARY INFORMATION WHICH MAY NOT BE COPIED OR REPRODUCED WITHOUT PRIOR WRITTEN CONSENT FROM CHM INDUSTRIES.



700 E. MCCLEROY, SUITE A
SAGINAW, TEXAS 76179
682.286.0046 PH
682.286.0086 FX
CHMINDUSTRIES.COM

DIMENSIONS ARE IN INCHES UNLESS OTHERWISE SPECIFIED

BREAK ALL SHARP EDGES .005/.015.
REMOVE ALL BURRS AND CHIPS

TOLERANCES UNLESS OTHERWISE SPECIFIED
GENERAL TOLERANCE: ±1/16
ANGULAR: ±0.5°

SPECIFICATIONS

MATERIAL: -

FINISH: GALVANIZED

SCALE: NTS B

DO NOT SCALE DRAWING

BY

CREATED: SR

CHK'D: -

LAST REV.: -

THIRD ANGLE PROJECTION

DATE

06/17/2022

-

-

THIRD ANGLE PROJECTION

JOB NO.

22-10571

PART NO.

10571-3000

DWG NO.

22-10571-3000

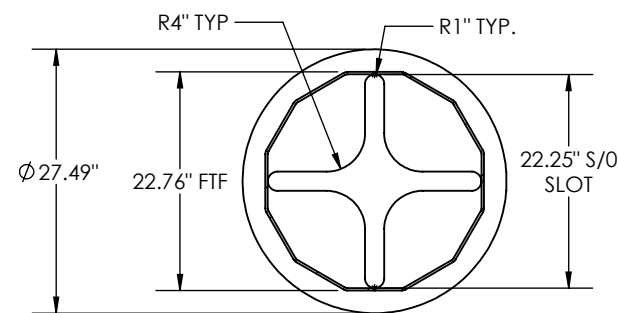
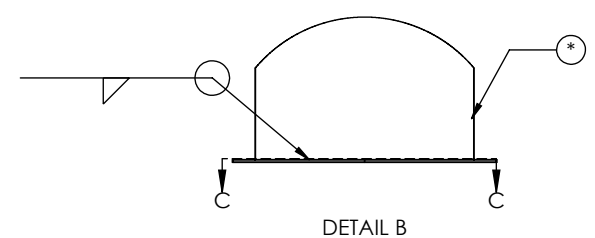
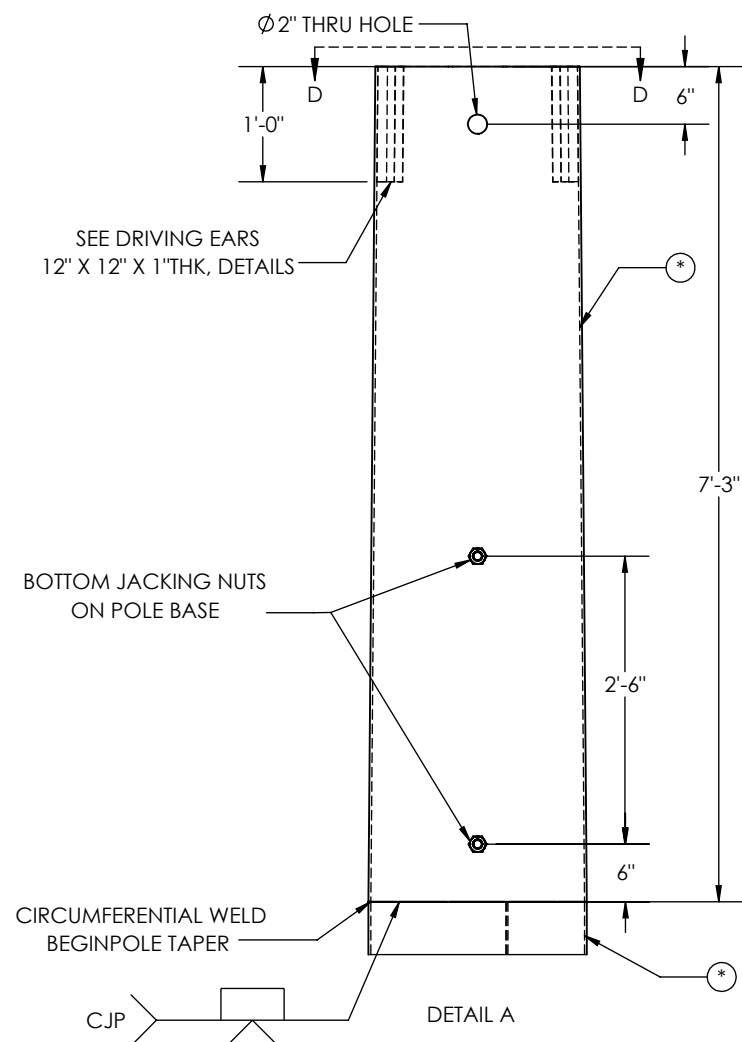
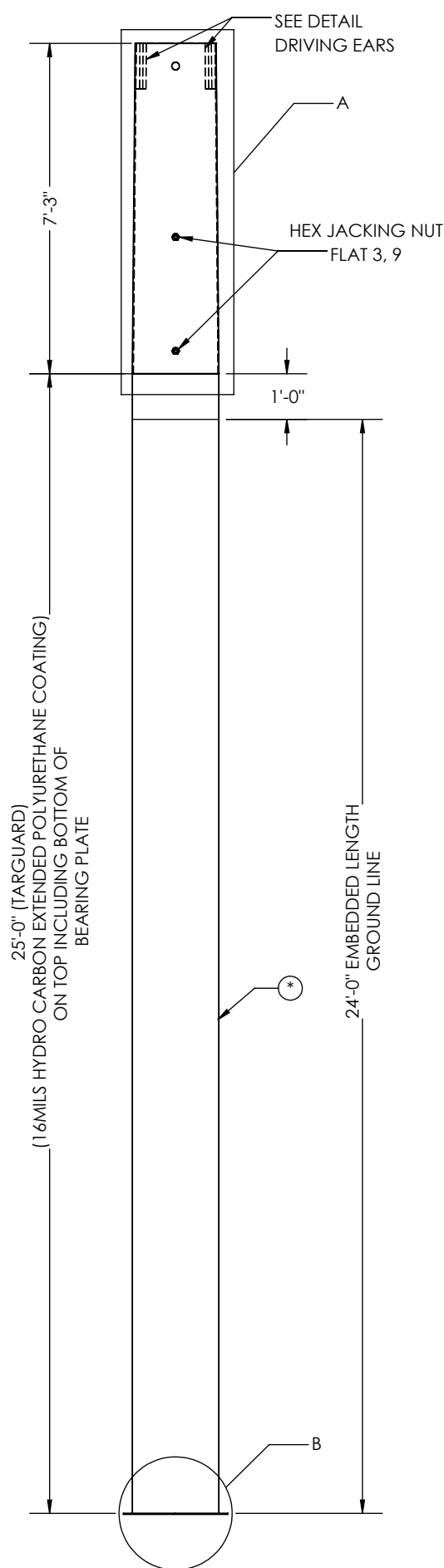
SHEET: 1 OF 1

REV.

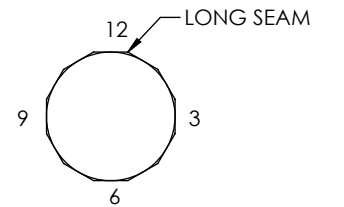
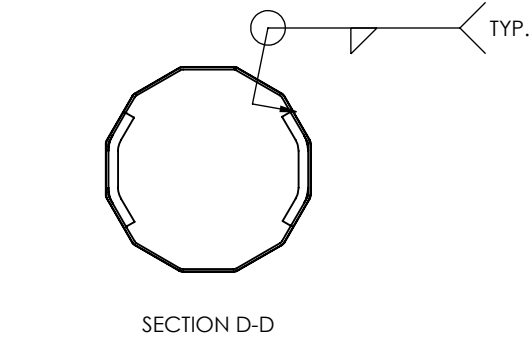
-

GREENVILLE UTILITES COMISSION


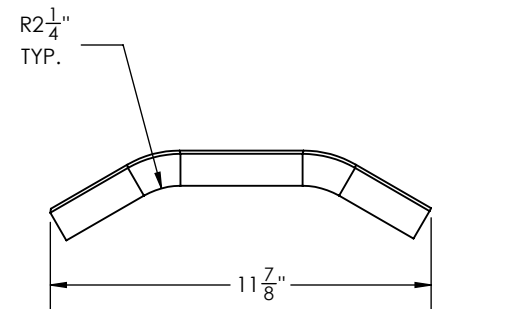
H6-85'



ITEM NO.	PART NUMBER	DESCRIPTION	MATERIAL	QTY.
1	10571-SECD0159	SECTION POLE 24.62 X 24.62" X 0.25 X "25'-0"	A572 GR.65	1
2	10571-SECA006	SECTION, POLE, 24.62" X 23.25" X .2500" X 7'-6"	A572 GR.65	1



ORIENTATION DETAIL
TOP VIEW



DRIVING EARS DETAIL

TOTAL WEIGHT: 2084.79 lbs
INCLUDING 6% WEIGHT OF GALVANIZED

GUC
H7-70'
STR#: X
MM/YYYY
WEIGHT"XXXX
CHM# 22-10571
UGM : 558.48 FT-K

ID TAG DETAIL
3/8" ENGRAVED
X=66,67,160

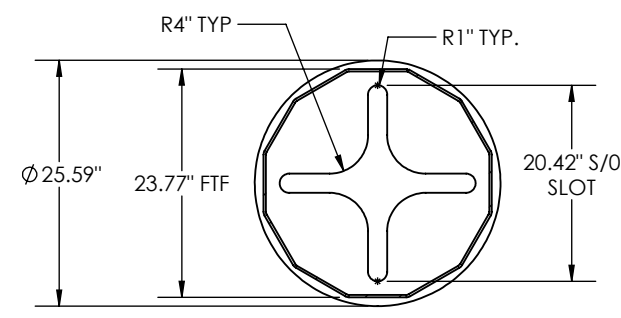
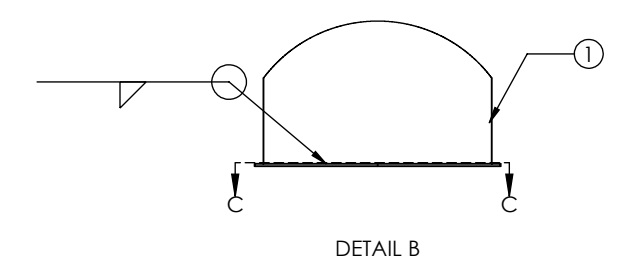
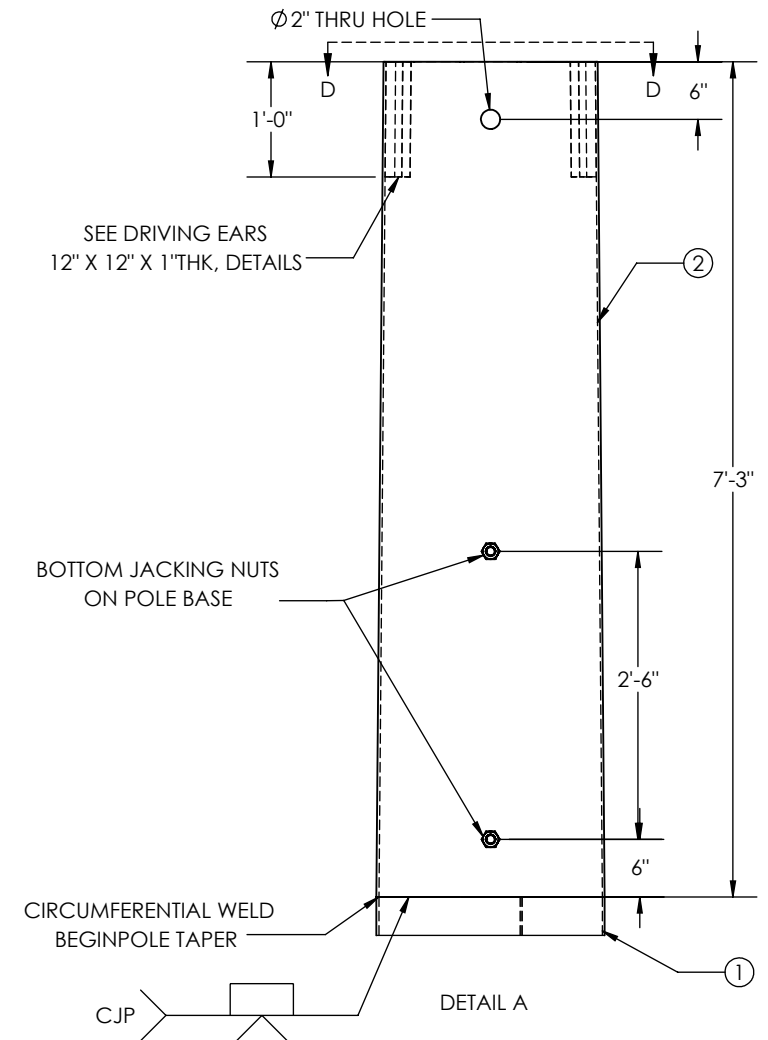
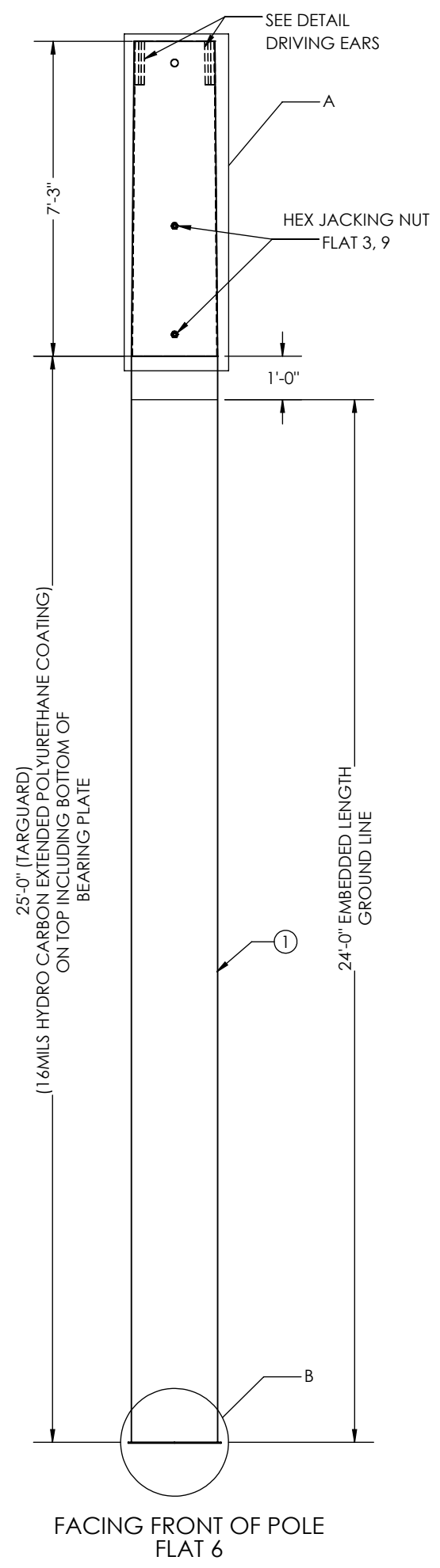
- GENERAL NOTES:
1. SHAFT DIMENSIONS ARE 12 SIDED MEASURED FLAT TO FLAT.
 2. ALL FULL PENETRATION WELDS TO BE U.T. INSPECTED.
 3. WELDING CODE AWS D1.1.
 4. PLASTIC PLUGS INSTALLED IN ALL TAPPED HOLES & NUTS.

QTY: 3

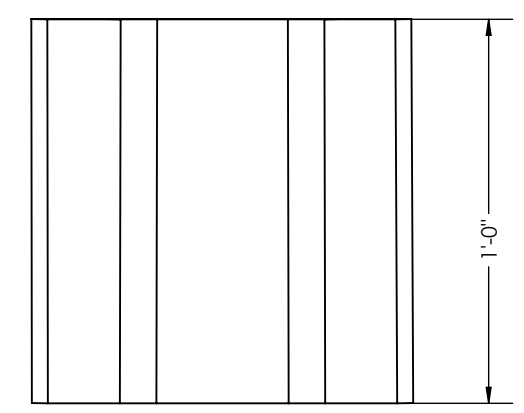
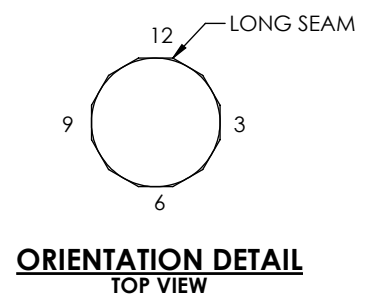
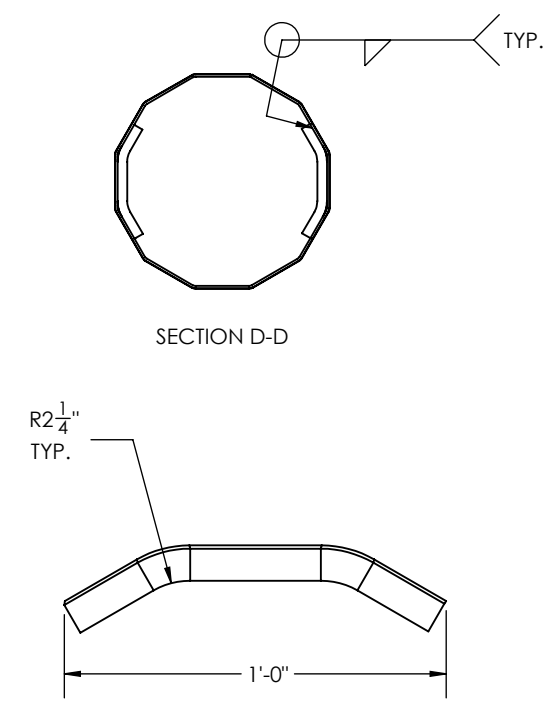
THIS DWG IS PROPERTY OF CHM INDUSTRIES AND CONTAINS PROPRIETARY INFORMATION WHICH MAY NOT BE COPIED OR REPRODUCED WITHOUT PRIOR WRITTEN CONSENT FROM CHM INDUSTRIES.		DIMENSIONS ARE IN INCHES UNLESS OTHERWISE SPECIFIED		SPECIFICATIONS		BY	DATE	JOB NO.	PART NO.	DWG NO.	22-10571-3100	REV.	
<p>700 E. MCCLEROY, SUITE A SAGINAW, TEXAS 76179 682.286.0046 PH 682.286.0086 FX CHMINDUSTRIES.COM</p>		BREAK ALL SHARP EDGES .005/.015. REMOVE ALL BURRS AND CHIPS		TOLERANCES UNLESS OTHERWISE SPECIFIED		CREATED: SR	06/17/2022	22-10571	10571-3100	22-10571-3100	1 OF 1	-	
		GENERAL TOLERANCE: ±1/16		ANGULAR: ±0.5°		FINISH: GALVANIZED	CHK'D: -	-	-	-	-	-	-
		DO NOT SCALE DRAWING		THIRD ANGLE PROJECTION		SCALE: NTS	B						

GREENVILLE UTILITES COMISSION

H7-70'



ITEM NO.	PART NUMBER	DESCRIPTION	MATERIAL	QTY.
1	10571-SECD0161	SECTION POLE 23.77" X 23.77" X 0.25" X 25'-0"	A572 GR.65	1
2	10571-SECA008	SECTION, POLE, 23.77"X22.30"X0.2500"X7'-3"	A572 GR.65	1



TOTAL WEIGHT: 2227.00 lbs
INCLUDING 6% WEIGHT OF GALVANIZED

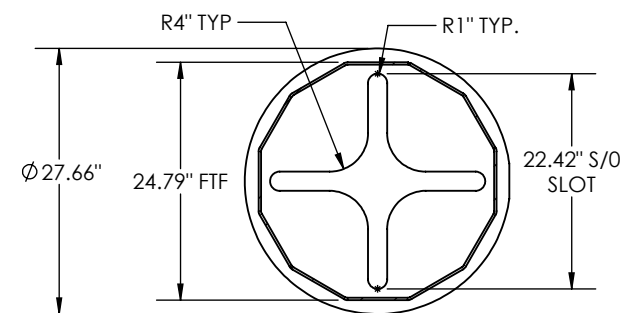
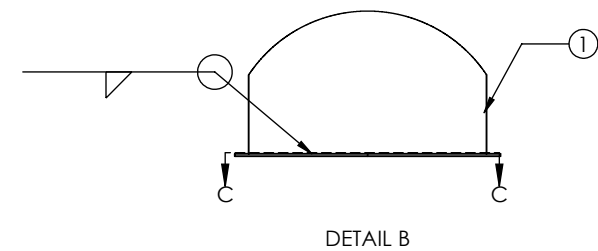
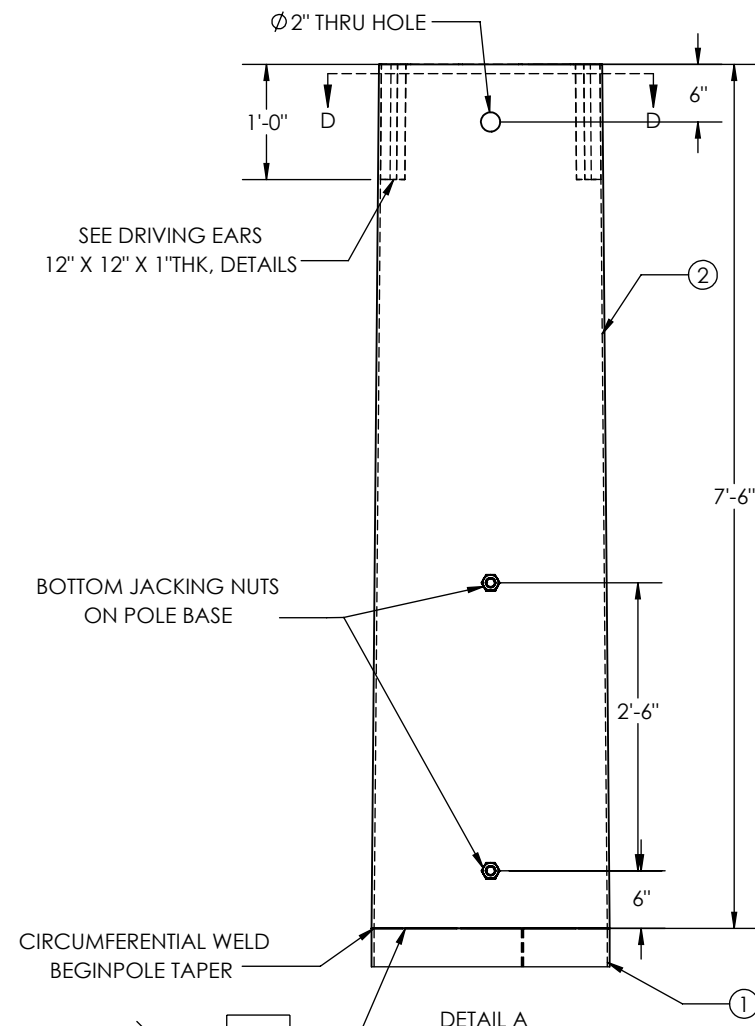
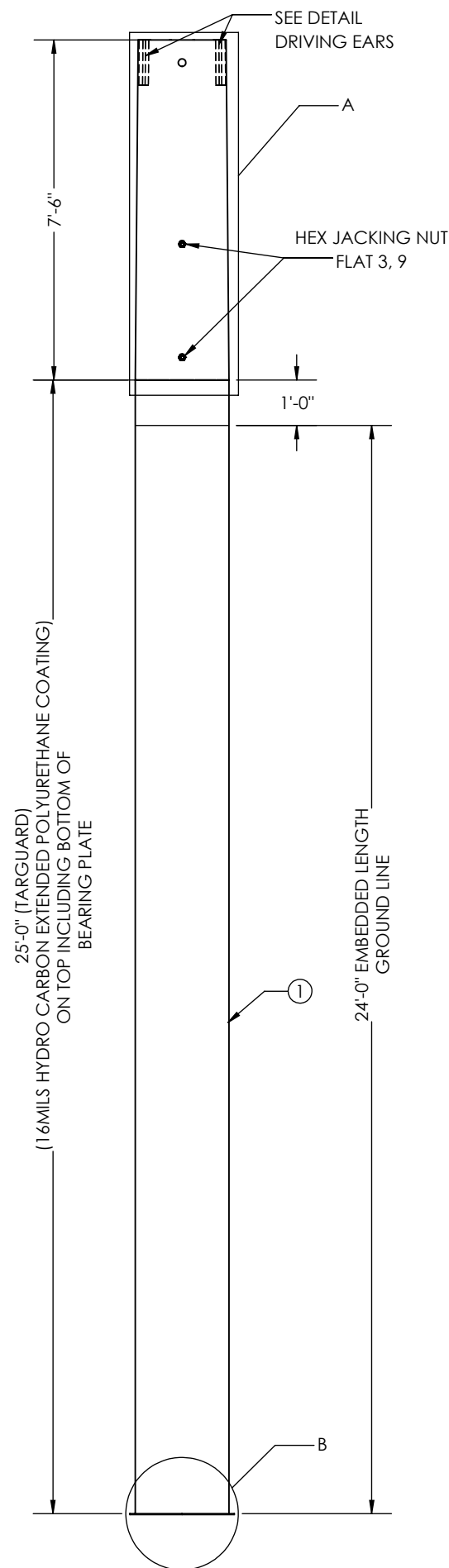
GUC
H7-75'
STR#: X
MM/YYYY
WEIGHT"XXXX
CHM# 22-10571
UGM : 610.27 FT-K

ID TAG DETAIL
3/8" ENGRAVED
X=12,17,39,86,98


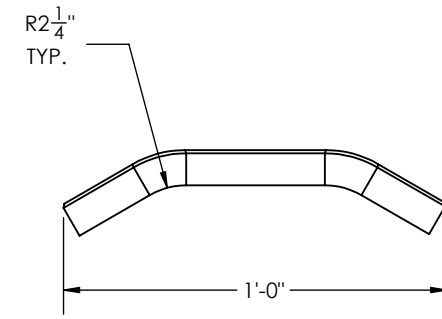
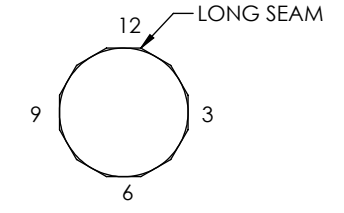
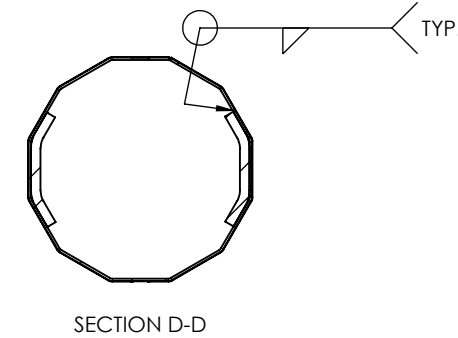
- GENERAL NOTES:
- SHAFT DIMENSIONS ARE 12 SIDED MEASURED FLAT TO FLAT.
 - ALL FULL PENETRATION WELDS TO BE U.T. INSPECTED.
 - WELDING CODE AWS D1.1.
 - PLASTIC PLUGS INSTALLED IN ALL TAPPED HOLES & NUTS.

QTY: 5

<small>THIS DWG IS PROPERTY OF CHM INDUSTRIES AND CONTAINS PROPRIETARY INFORMATION WHICH MAY NOT BE COPIED OR REPRODUCED WITHOUT PRIOR WRITTEN CONSENT FROM CHM INDUSTRIES.</small> 		700 E. MCCLEROY, SUITE A SAGINAW, TEXAS 76179 682.286.0046 PH 682.286.0086 FX CHMINDUSTRIES.COM		DIMENSIONS ARE IN INCHES UNLESS OTHERWISE SPECIFIED BREAK ALL SHARP EDGES .005/.015. REMOVE ALL BURRS AND CHIPS TOLERANCES UNLESS OTHERWISE SPECIFIED GENERAL TOLERANCE: ±1/16 ANGULAR: ±0.5°		SPECIFICATIONS FINISH: GALVANIZED SCALE: NTS B DO NOT SCALE DRAWING		BY: TG DATE: 06/17/2022 THIRD ANGLE PROJECTION		JOB NO.: 22-10571 PART NO.: 10571-3200 DWG NO.: 22-10571-3200 SHEET: 1 OF 1		REV.: -	
GREENVILLE UTILITES COMMISSION H7-75'													



ITEM NO.	PART NUMBER	DESCRIPTION	MATERIAL	QTY.
1	10571-SECD0162	SECTION POLE 24.79" X 24.79" X 0.25" X 25'-0"	A572 GR.65	1
2	10571-SECA009	SECTION, POLE, 24.79" X 23.26" X 0.2500" X 7'-6"	A572 GR.65	1



TOTAL WEIGHT: 2337.00 lbs
INCLUDING 6% WEIGHT OF GALVANIZED

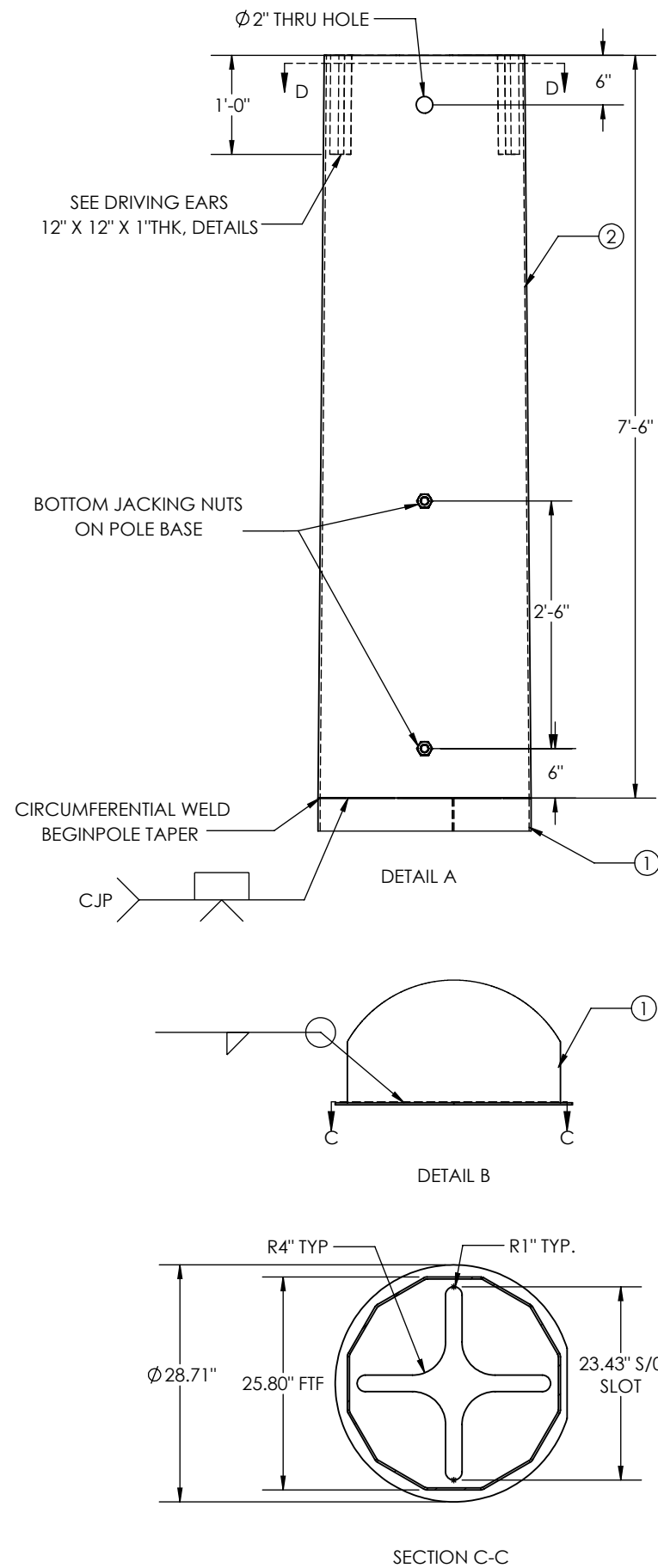
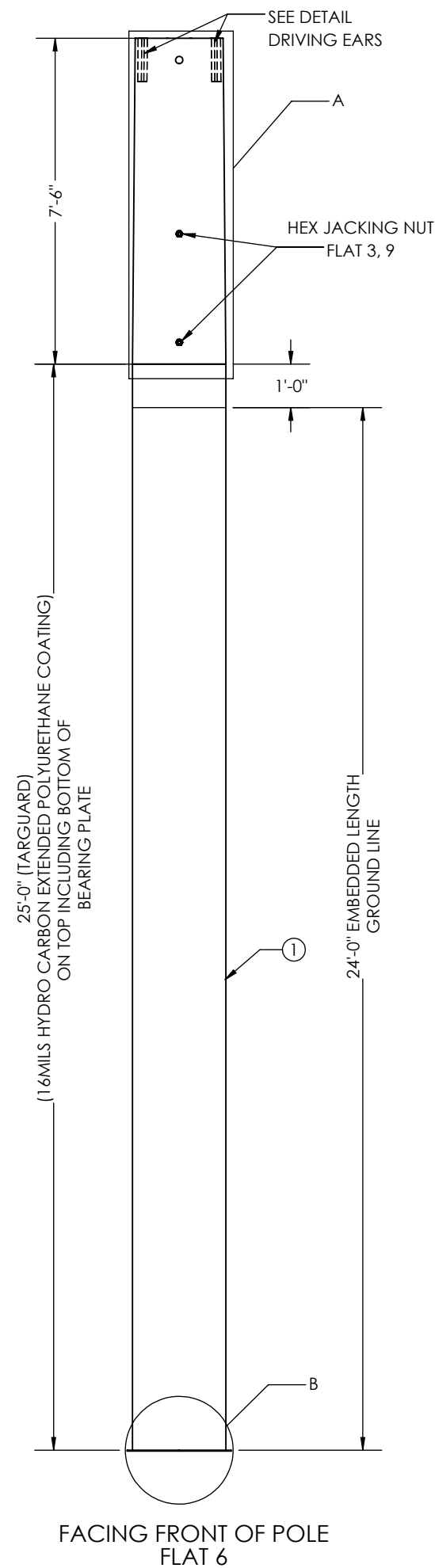
GUC
H7-80'
STR#: X
MM/YYYY
WEIGHT"XXXX
CHM# 22-10571
UGM : 664.36 FT-K

ID TAG DETAIL
3/8" ENGRAVED
X=41,78,157

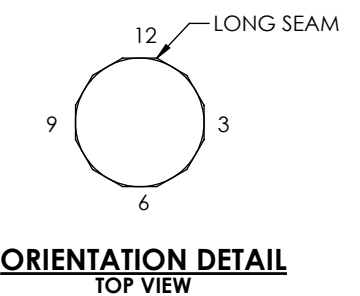
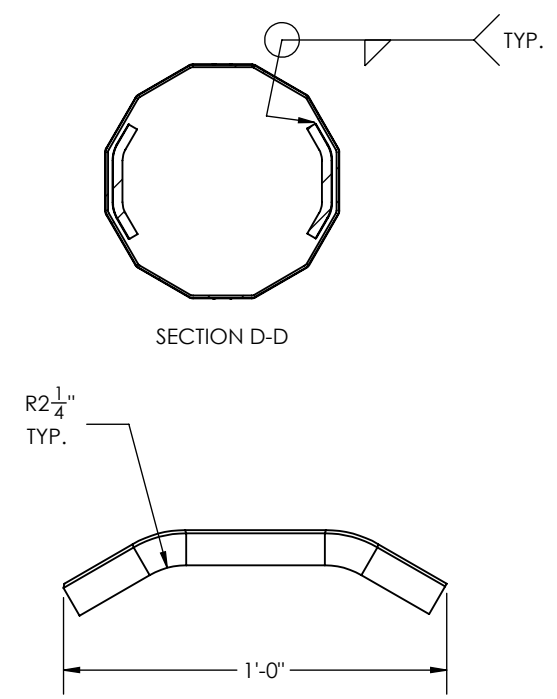
- GENERAL NOTES:
1. SHAFT DIMENSIONS ARE 12 SIDED MEASURED FLAT TO FLAT.
 2. ALL FULL PENETRATION WELDS TO BE U.T. INSPECTED.
 3. WELDING CODE AWS D1.1.
 4. PLASTIC PLUGS INSTALLED IN ALL TAPPED HOLES & NUTS.

QTY: 3

THIS DWG IS PROPERTY OF CHM INDUSTRIES AND CONTAINS PROPRIETARY INFORMATION WHICH MAY NOT BE COPIED OR REPRODUCED WITHOUT PRIOR WRITTEN CONSENT FROM CHM INDUSTRIES.		DIMENSIONS ARE IN INCHES UNLESS OTHERWISE SPECIFIED		SPECIFICATIONS		BY	DATE	JOB NO.	PART NO.	DWG NO.	22-10571-3300	REV.	
<p>700 E. MCCLEROY, SUITE A SAGINAW, TEXAS 76179 682.286.0046 PH 682.286.0086 FX CHMINDUSTRIES.COM</p>		BREAK ALL SHARP EDGES .005/.015. REMOVE ALL BURRS AND CHIPS		TOLERANCES UNLESS OTHERWISE SPECIFIED		CREATED: TG	06/17/2022	22-10571	10571-3300	22-10571-3300	1 OF 1	-	
		GENERAL TOLERANCE: ±1/16		ANGULAR: ±0.5°		FINISH: GALVANIZED	CHK'D: -	-	-	-	-	-	-
		SCALE: NTS		B		DO NOT SCALE DRAWING		THIRD ANGLE PROJECTION		GREENVILLE UTILITES COMMISSION		H7-80'	



ITEM NO.	PART NUMBER	DESCRIPTION	MATERIAL	QTY.
1	10571-SECD0162	SECTION POLE 25.8" X 25.8" X 0.25" X 25'-0"	A572 GR.65	1
2	10571-SECA010	SECTION, POLE, 25.80" X 24.28" X 0.2500" X 7'-6"	A572 GR.65	1



TOTAL WEIGHT: 2,515.25 lbs
INCLUDING 6% WEIGHT OF GALVANIZED

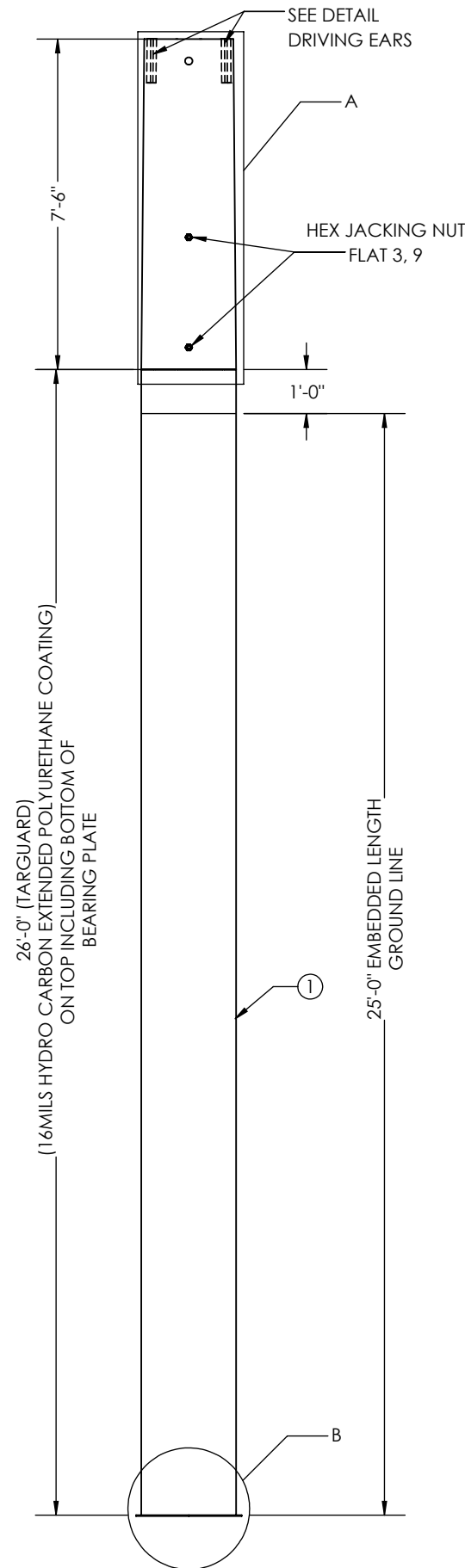
GUC
H7-85'
STR#: X
MM/YYYY
WEIGHT"XXXX
CHM# 22-10571
UGM : 720.74 FT-K

ID TAG DETAIL
3/8" ENGRAVED
X=83,113,116,120,125,126,135

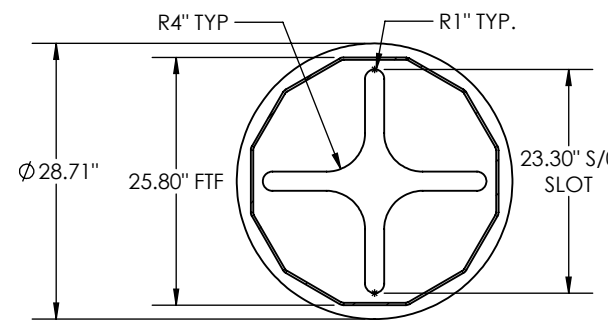
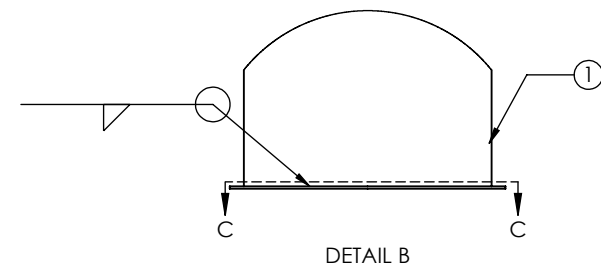
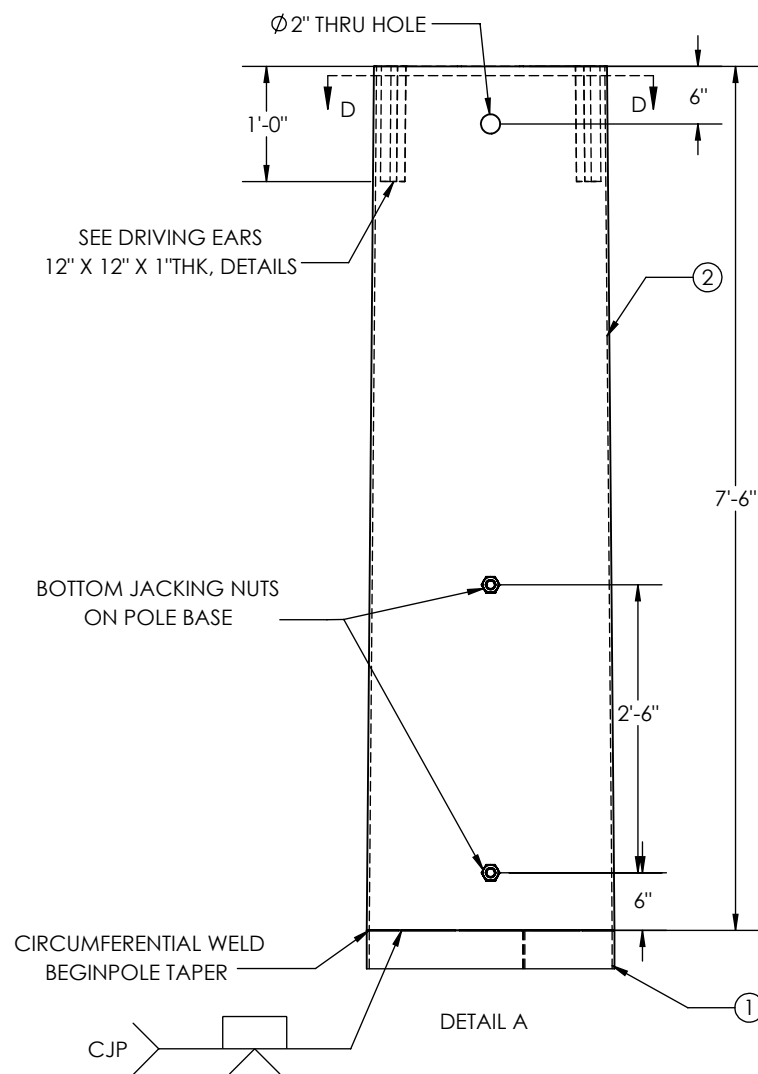
- GENERAL NOTES:
1. SHAFT DIMENSIONS ARE 12 SIDED MEASURED FLAT TO FLAT.
 2. ALL FULL PENETRATION WELDS TO BE U.T. INSPECTED.
 3. WELDING CODE AWS D1.1.
 4. PLASTIC PLUGS INSTALLED IN ALL TAPPED HOLES & NUTS.

QTY: 7

THIS DWG IS PROPERTY OF CHM INDUSTRIES AND CONTAINS PROPRIETARY INFORMATION WHICH MAY NOT BE COPIED OR REPRODUCED WITHOUT PRIOR WRITTEN CONSENT FROM CHM INDUSTRIES. CHM INDUSTRIES 700 E. MCCLEROY, SUITE A SAGINAW, TEXAS 76179 682.286.0046 PH 682.286.0086 FX CHMINDUSTRIES.COM	DIMENSIONS ARE IN INCHES UNLESS OTHERWISE SPECIFIED TOLERANCES UNLESS OTHERWISE SPECIFIED GENERAL TOLERANCE: ±1/16 ANGULAR: ±0.5°	SPECIFICATIONS MATERIAL: - FINISH: GALVANIZED SCALE: NTS B DO NOT SCALE DRAWING	BY: TG DATE: 06/17/2022	JOB NO.: 22-10571 PART NO.: 10571-3400 DWG NO.: 22-10571-3400 SHEET: 1 OF 1	REV.: -
		GREENVILLE UTILITES COMISSION H7-85'			

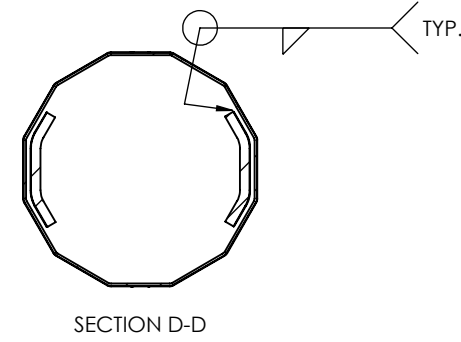


FACING FRONT OF POLE
FLAT 6

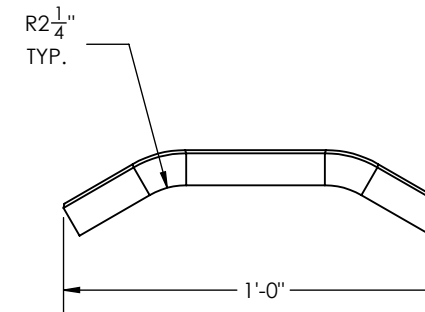


SECTION C-C

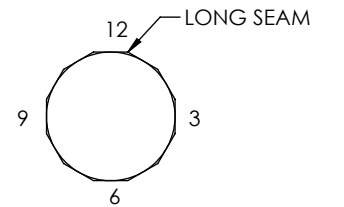
ITEM NO.	PART NUMBER	DESCRIPTION	MATERIAL	QTY.
1	10571-SECD010	SECTION POLE 25.8" X 25.8" X 0.25" X 26'-0"	A572 GR.65	1
2	10571-SECA010	SECTION, POLE, 25.80" X 24.28" X 0.2500" X 7'-6"	A572 GR.65	1



SECTION D-D



DRIVING EARS DETAIL



ORIENTATION DETAIL
TOP VIEW

TOTAL WEIGHT: 2589.11 lbs
INCLUDING 6% WEIGHT OF GALVANIZED

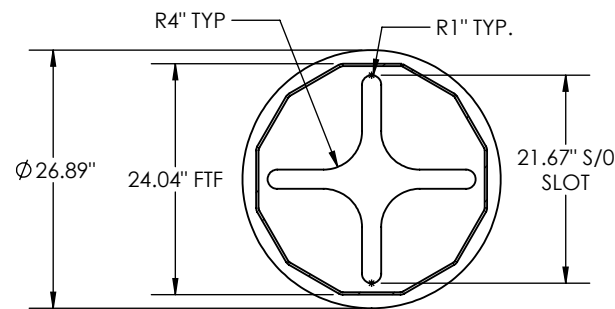
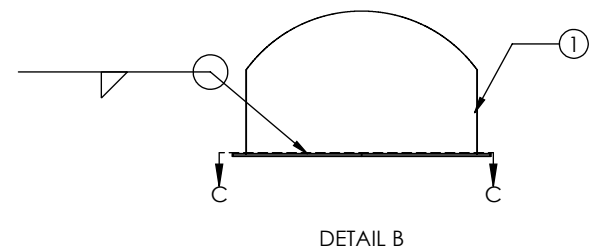
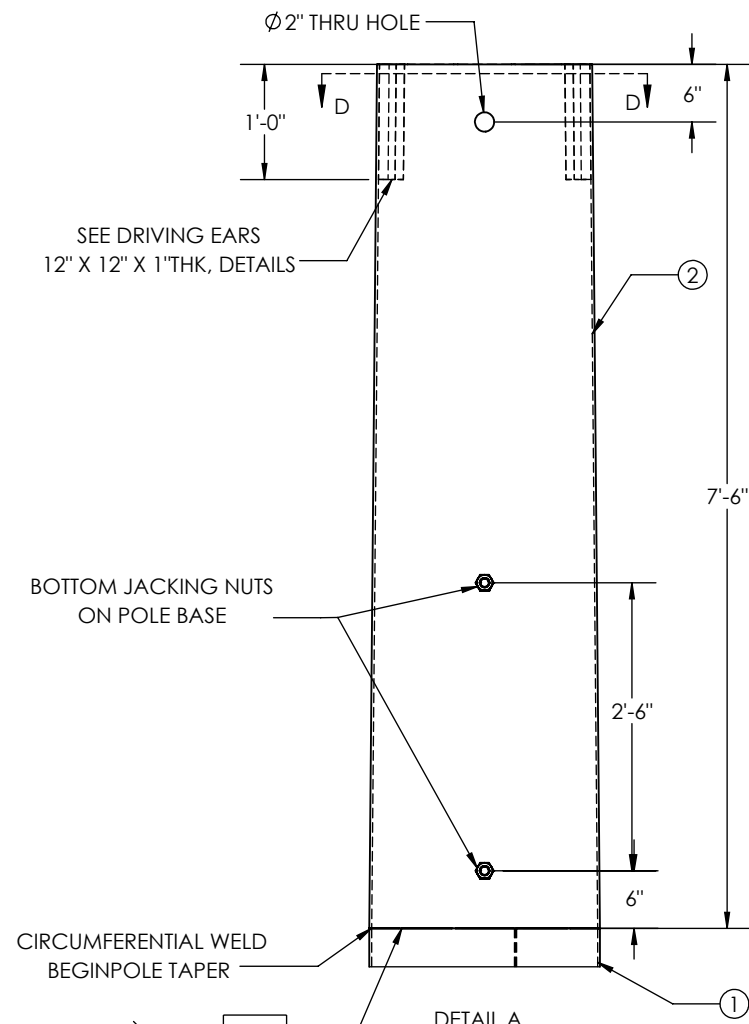
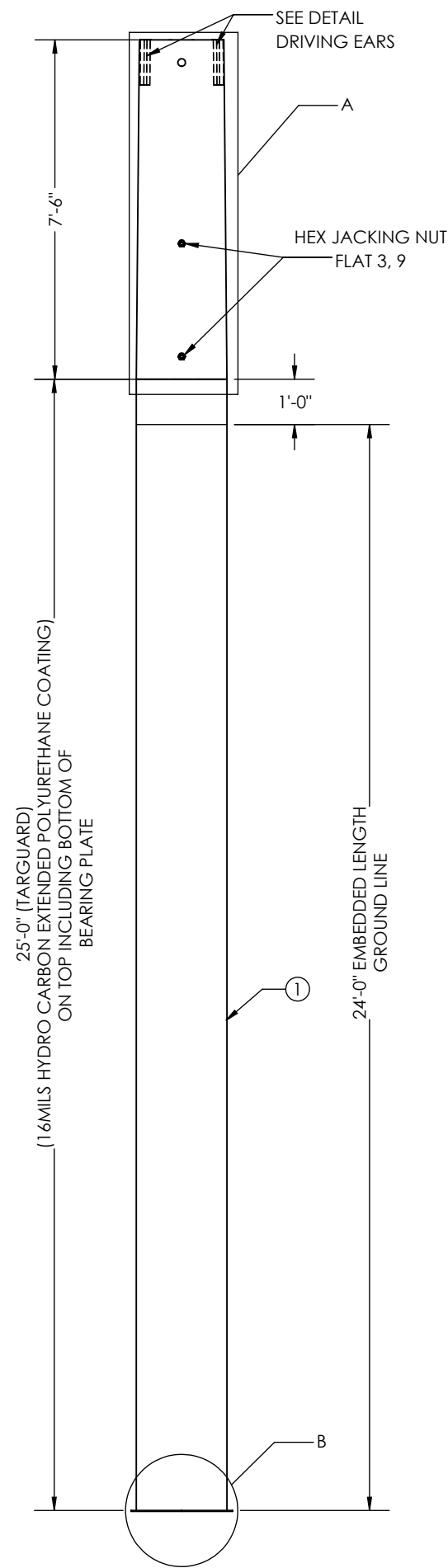
GUC
H7-85'
STR#: X
MM/YYYY
WEIGHT"XXXX
CHM# 22-10571
UGM : 720.74 FT-K

ID TAG DETAIL
3/8" ENGRAVED
X=126

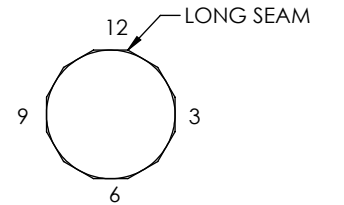
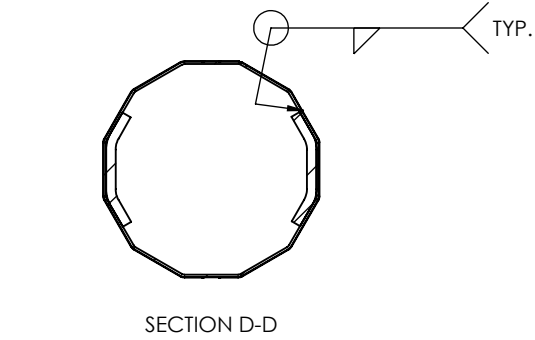
- GENERAL NOTES:
1. SHAFT DIMENSIONS ARE 12 SIDED MEASURED FLAT TO FLAT.
 2. ALL FULL PENETRATION WELDS TO BE U.T. INSPECTED.
 3. WELDING CODE AWS D1.1.
 4. PLASTIC PLUGS INSTALLED IN ALL TAPPED HOLES & NUTS.

QTY: 1


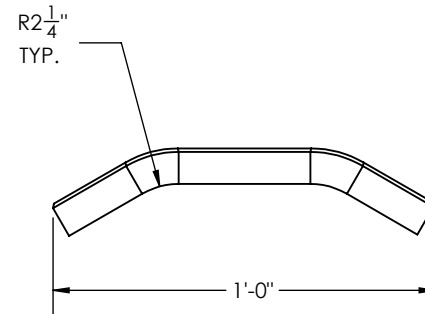
THIS DWG IS PROPERTY OF CHM INDUSTRIES AND CONTAINS PROPRIETARY INFORMATION WHICH MAY NOT BE COPIED OR REPRODUCED WITHOUT PRIOR WRITTEN CONSENT FROM CHM INDUSTRIES.		DIMENSIONS ARE IN INCHES UNLESS OTHERWISE SPECIFIED		SPECIFICATIONS		BY	DATE	JOB NO.	PART NO.	DWG NO.	REV.		
		700 E. MCCLEROY, SUITE A SAGINAW, TEXAS 76179 682.286.0046 PH 682.286.0086 FX CHMINDUSTRIES.COM		MATERIAL: -		CREATED: TG	06/23/2022	22-10571	10571-3400	22-10571-3400	-		
				FINISH: GALVANIZED		CHK'D: -	-	-	-	-	-	-	-
				SCALE: NTS B		LAST REV.: -	-	-	-	-	-	-	-
		BREAK ALL SHARP EDGES .005/.015. REMOVE ALL BURRS AND CHIPS		TOLERANCES UNLESS OTHERWISE SPECIFIED GENERAL TOLERANCE: ±1/16 ANGULAR: ±0.5°		THIRD ANGLE PROJECTION		GREENVILLE UTILITES COMISSION H7-85'					



ITEM NO.	PART NUMBER	DESCRIPTION	MATERIAL	QTY.
1	10571-SECD0163	SECTION POLE 24.04" X 24.04" X 0.25" X 25'-0"	A572 GR.65	1
2	10571-SECA011	SECTION, POLE, 24.04" X 22.41" X 0.2500" X 7'-6"	A572 GR.65	1



ORIENTATION DETAIL
TOP VIEW



DRIVING EARS DETAIL

TOTAL WEIGHT: 2342.00 lbs
INCLUDING 6% WEIGHT OF GALVANIZED

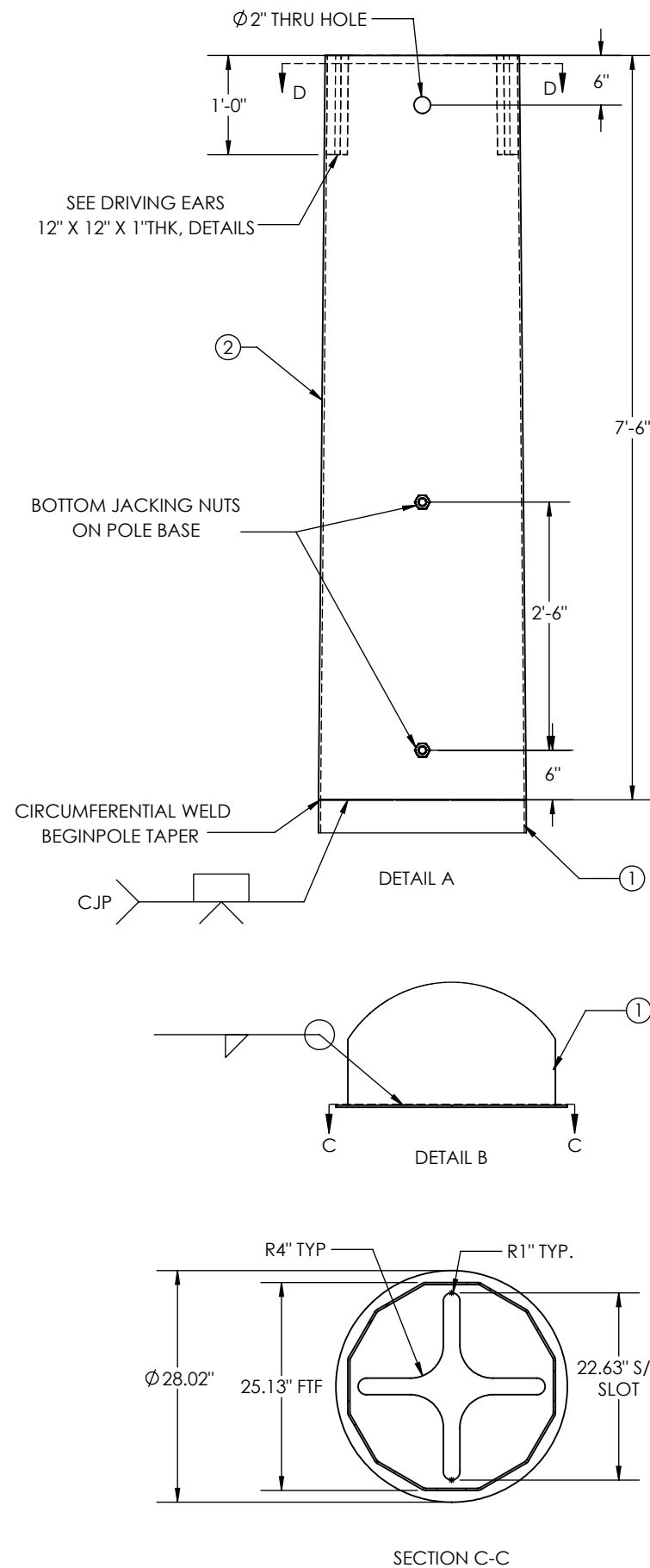
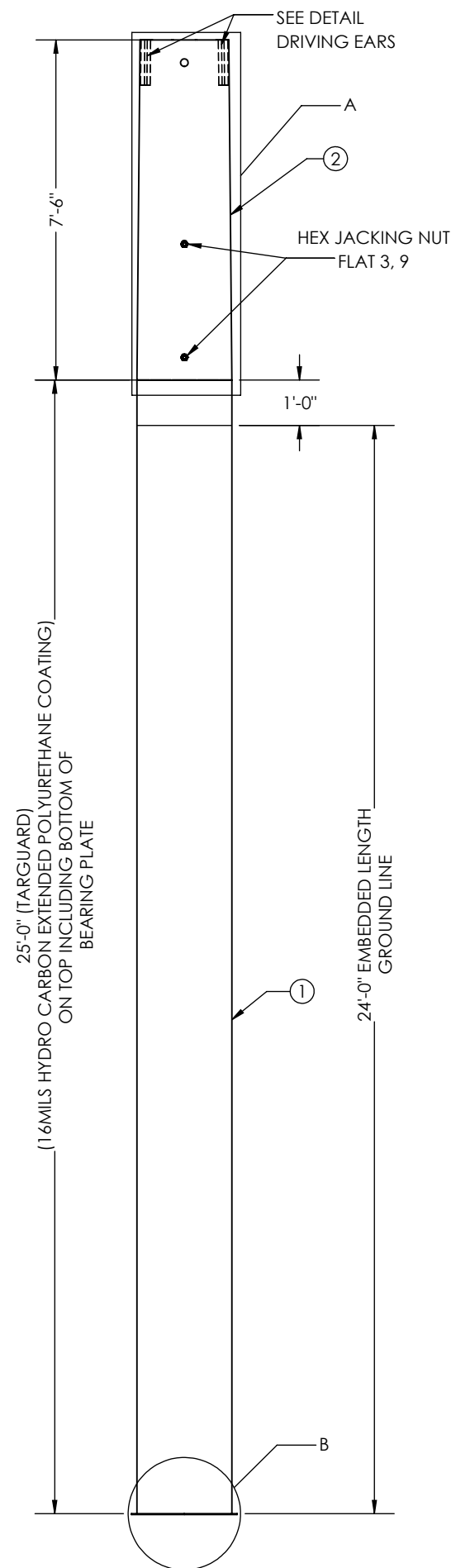
GUC
H8-70'
STR#: X
MM/YYYY
WEIGHT"XXXX
CHM# 22-10571
UGM : 624.43 FT-K

ID TAG DETAIL
3/8" ENGRAVED
X=70,104

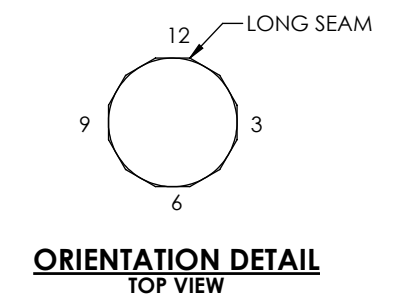
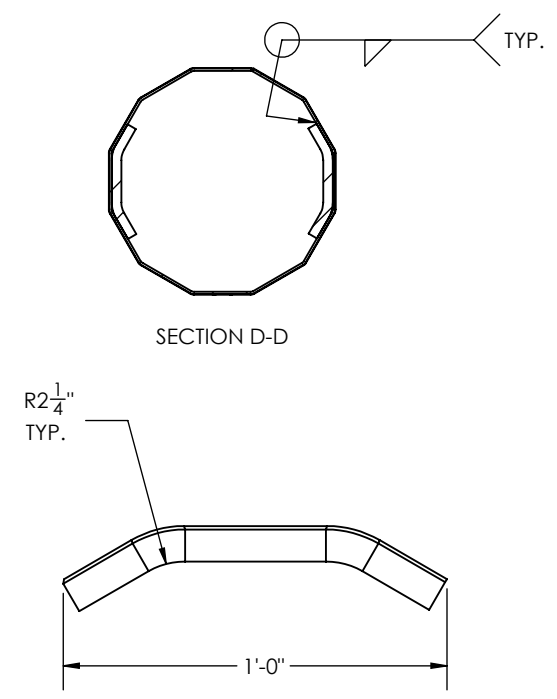
- GENERAL NOTES:
1. SHAFT DIMENSIONS ARE 12 SIDED MEASURED FLAT TO FLAT.
 2. ALL FULL PENETRATION WELDS TO BE U.T. INSPECTED.
 3. WELDING CODE AWS D1.1.
 4. PLASTIC PLUGS INSTALLED IN ALL TAPPED HOLES & NUTS.

QTY: 2

THIS DWG IS PROPERTY OF CHM INDUSTRIES AND CONTAINS PROPRIETARY INFORMATION WHICH MAY NOT BE COPIED OR REPRODUCED WITHOUT PRIOR WRITTEN CONSENT FROM CHM INDUSTRIES.		DIMENSIONS ARE IN INCHES UNLESS OTHERWISE SPECIFIED		SPECIFICATIONS		BY	DATE	JOB NO.	PART NO.	DWG NO.	REV.
CHM INDUSTRIES		700 E. MCCLEROY, SUITE A SAGINAW, TEXAS 76179 682.286.0046 PH 682.286.0086 FX CHMINDUSTRIES.COM		MATERIAL: - FINISH: GALVANIZED SCALE: NTS B		CREATED: TG	06/17/2022	22-10571	10571-3500	22-10571-3500	-
BREAK ALL SHARP EDGES 0.05/0.15. REMOVE ALL BURRS AND CHIPS		TOLERANCES UNLESS OTHERWISE SPECIFIED		DO NOT SCALE DRAWING		CHK'D: -	-	GREENVILLE UTILITES COMISSION			
GENERAL TOLERANCE: ±1/16		ANGULAR: ±0.5°		THIRD ANGLE PROJECTION		LAST REV.: -	-	H8-70'			



ITEM NO.	PART NUMBER	DESCRIPTION	MATERIAL	QTY.
1	10571-SECD013	SECTION POLE 25.13" X 25.13" X 0.25" X 25'-0"	A572 GR.65	1
2	10571-SECA012	SECTION, POLE, 25.13" X 23.50" X 0.25" X 7'-6"	A572 GR.65	1



TOTAL WEIGHT: 2,449.00 lbs
INCLUDING 6% WEIGHT OF GALVANIZED

GUC
H8-75'
STR#: X
MM/YYYY
WEIGHT"XXXX
CHM# 22-10571
UGM : 683.26 FT-K

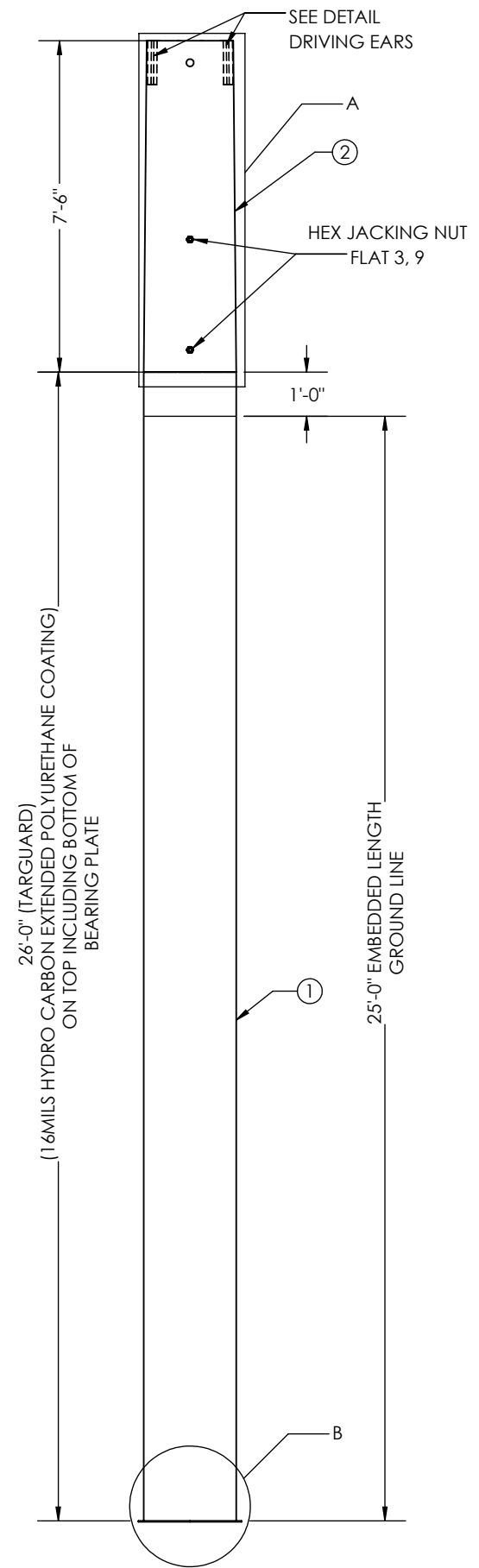
ID TAG DETAIL
3/8" ENGRAVED
X=9,36,103,111,159



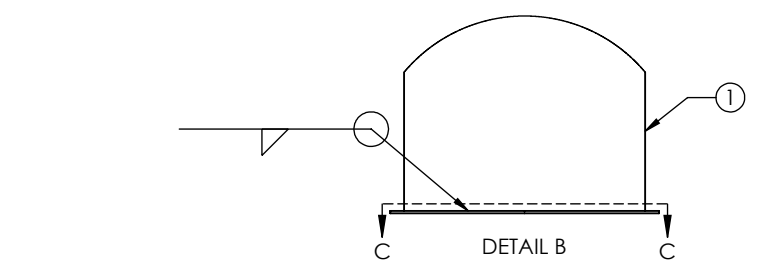
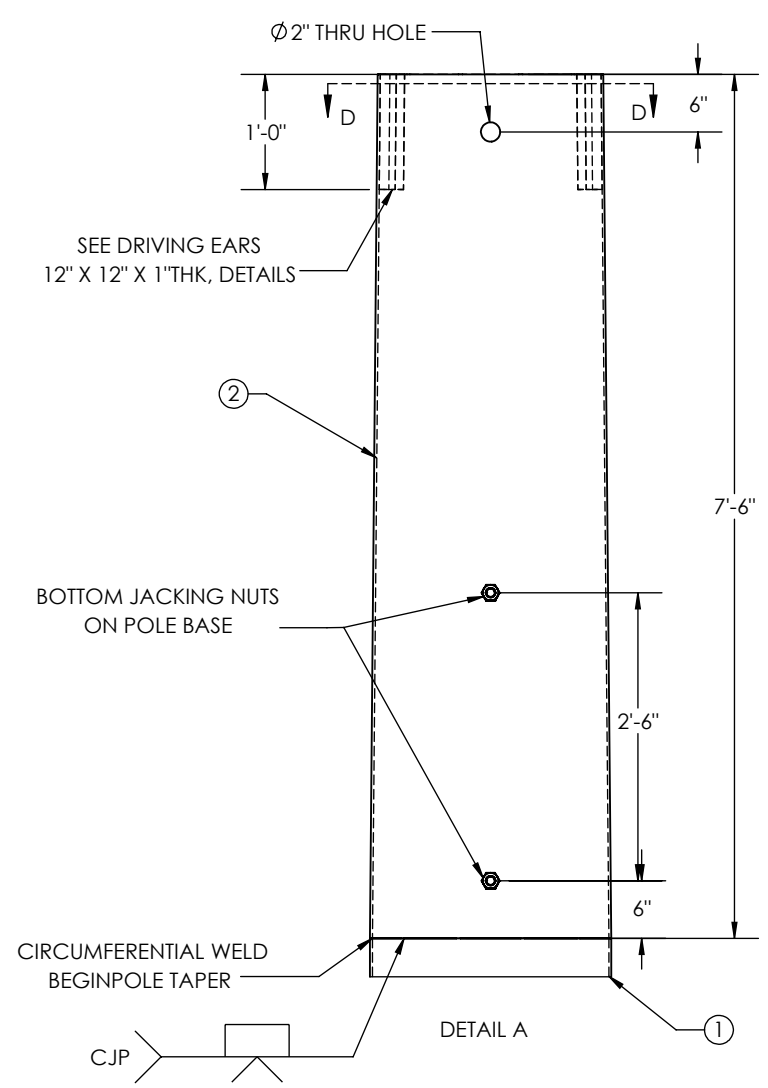
- GENERAL NOTES:
1. SHAFT DIMENSIONS ARE 12 SIDED MEASURED FLAT TO FLAT.
 2. ALL FULL PENETRATION WELDS TO BE U.T. INSPECTED.
 3. WELDING CODE AWS D1.1.
 4. PLASTIC PLUGS INSTALLED IN ALL TAPPED HOLES & NUTS.

QTY: 05

<p>700 E. MCCLEROY, SUITE A SAGINAW, TEXAS 76179 682.286.0046 PH 682.286.0086 FX CHMINDUSTRIES.COM</p>	<p>DIMENSIONS ARE IN INCHES UNLESS OTHERWISE SPECIFIED</p> <p>BREAK ALL SHARP EDGES .005/.015. REMOVE ALL BURRS AND CHIPS</p> <p>TOLERANCES UNLESS OTHERWISE SPECIFIED</p> <p>GENERAL TOLERANCE: ±1/16 ANGULAR: ±0.5°</p>	<p>SPECIFICATIONS</p> <p>MATERIAL: -</p> <p>FINISH: GALVANIZED</p> <p>SCALE: NTS B</p> <p>DO NOT SCALE DRAWING</p>	<p>BY: TG</p> <p>DATE: 23-09-2022</p> <p>CHK'D: -</p> <p>LAST REV.: SR 09/23/2022</p> <p>THIRD ANGLE PROJECTION</p>	<p>JOB NO.: 22-10571</p> <p>PART NO.: 10571-3600</p> <p>DWG NO.: 22-10571-3600</p> <p>SHEET: 1 OF 1</p>	<p>REV. A</p>	
		<p>GREENVILLE UTILITES COMMISSION</p>				
		<p>H8-75'</p>				
		<p>THIS DWG IS PROPERTY OF CHM INDUSTRIES AND CONTAINS PROPRIETARY INFORMATION WHICH MAY NOT BE COPIED OR REPRODUCED WITHOUT PRIOR WRITTEN CONSENT FROM CHM INDUSTRIES.</p>				


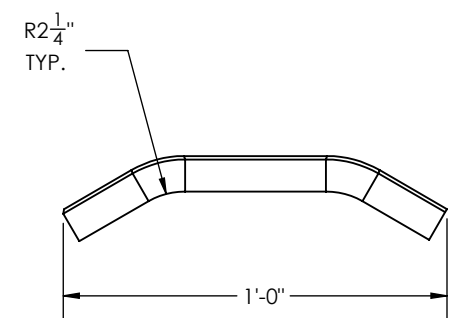
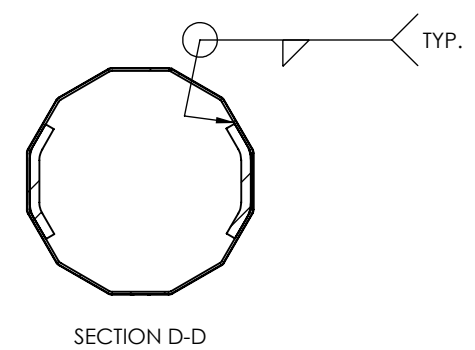


FACING FRONT OF POLE
FLAT 6

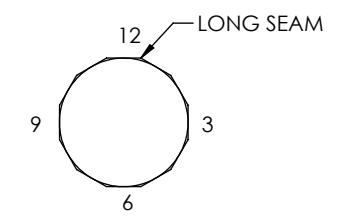


SECTION C-C

ITEM NO.	PART NUMBER	DESCRIPTION	MATERIAL	QTY.
1	10571-SECD014	SECTION POLE 25.13" X 25.13" X 0.25" X 26'-0"	A572 GR.65	1
2	10571-SECA012	SECTION, POLE, 25.13" X 23.50" X 0.25" X 7'-6"	A572 GR.65	1



DRIVING EARS DETAIL



ORIENTATION DETAIL
TOP VIEW

TOTAL WEIGHT: 2521.00 lbs
INCLUDING 6% WEIGHT OF GALVANIZED

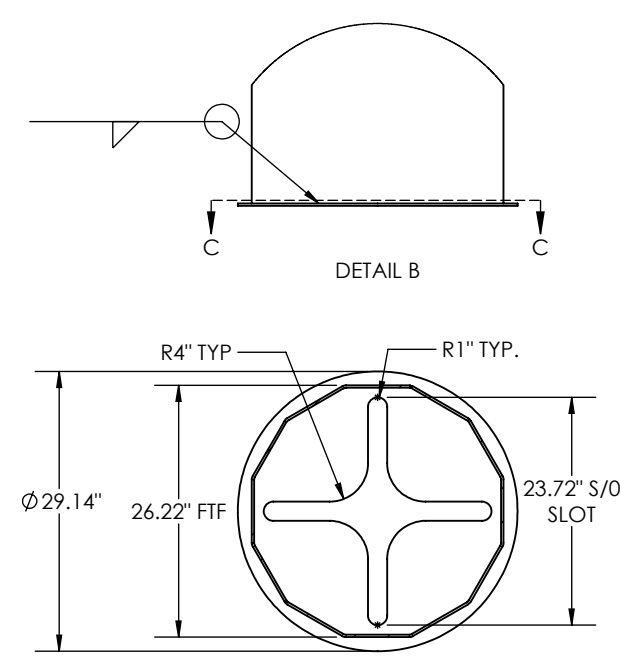
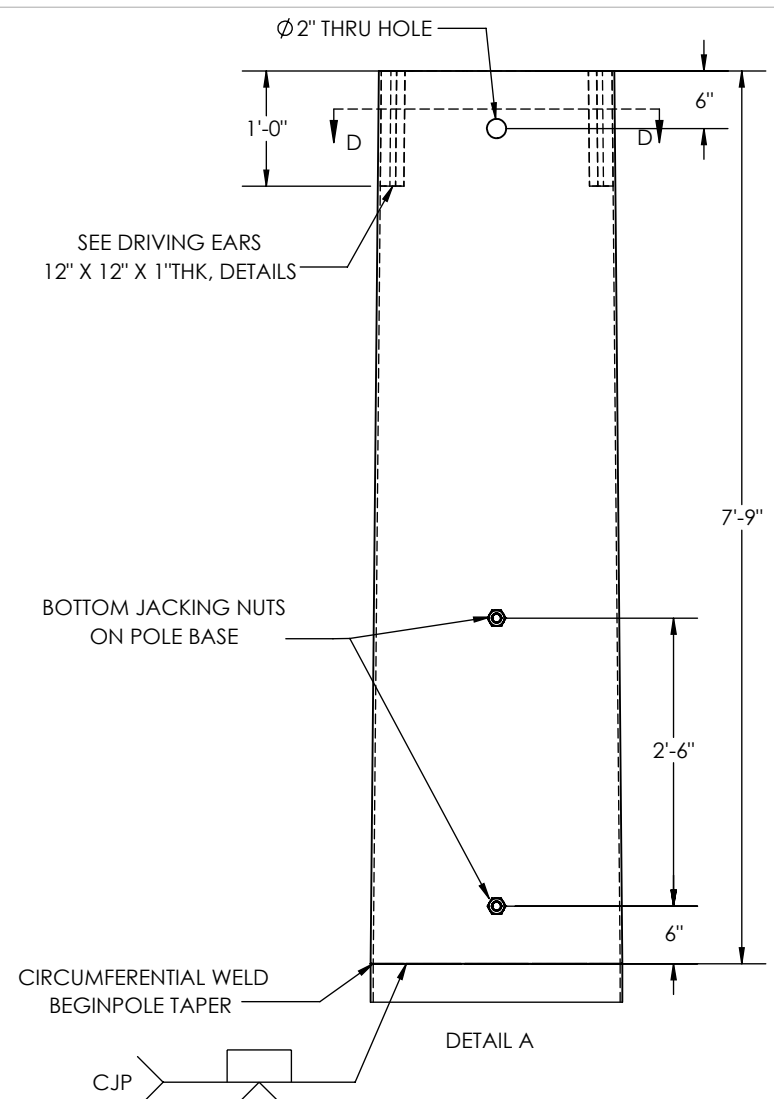
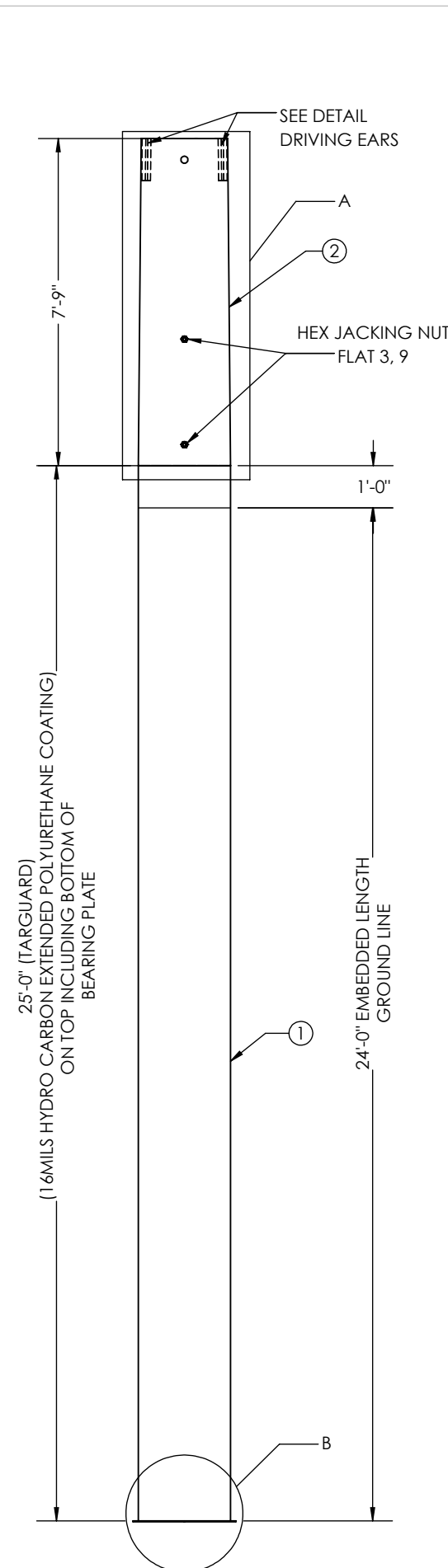
GUC
H8-75'
STR#: X
MM/YYYY
WEIGHT"XXXX
CHM# 22-10571
UGM : 683.26 FT-K

ID TAG DETAIL
3/8" ENGRAVED
X=10,16,27,31

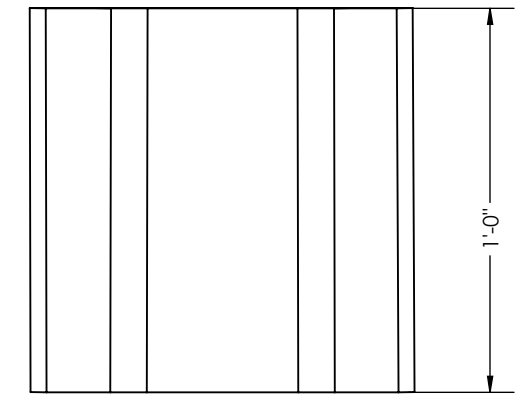
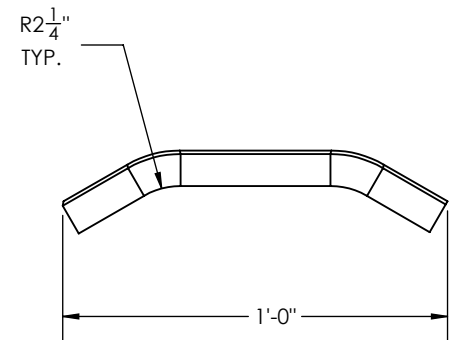
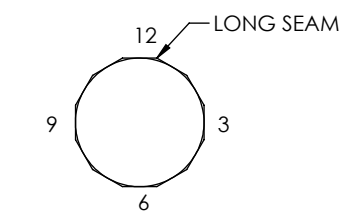
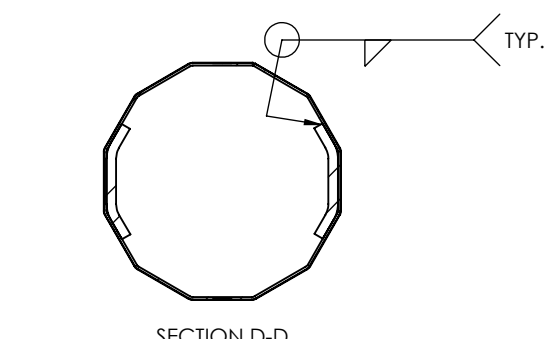
- GENERAL NOTES:
1. SHAFT DIMENSIONS ARE 12 SIDED MEASURED FLAT TO FLAT.
 2. ALL FULL PENETRATION WELDS TO BE U.T. INSPECTED.
 3. WELDING CODE AWS D1.1.
 4. PLASTIC PLUGS INSTALLED IN ALL TAPPED HOLES & NUTS.

QTY: 4

<small>THIS DWG IS PROPERTY OF CHM INDUSTRIES AND CONTAINS PROPRIETARY INFORMATION WHICH MAY NOT BE COPIED OR REPRODUCED WITHOUT PRIOR WRITTEN CONSENT FROM CHM INDUSTRIES.</small>		<small>DIMENSIONS ARE IN INCHES UNLESS OTHERWISE SPECIFIED</small>		SPECIFICATIONS MATERIAL: - FINISH: GALVANIZED SCALE: NTS B <small>DO NOT SCALE DRAWING</small>		BY TG	DATE 06/23/2022	JOB NO. 22-10571	PART NO. 10571-3600	DWG NO. 22-10571-3600 <small>SHEET: 1 OF 1</small>	REV. -		
			700 E. MCCLEROY, SUITE A SAGINAW, TEXAS 76179 682.286.0046 PH 682.286.0086 FX CHMINDUSTRIES.COM			<small>BREAK ALL SHARP EDGES .005/.015. REMOVE ALL BURRS AND CHIPS</small>			<small>TOLERANCES UNLESS OTHERWISE SPECIFIED</small> GENERAL TOLERANCE: ±1/16 ANGULAR: ±0.5°			GREENVILLE UTILITES COMISSION H8-75'	



ITEM NO.	PART NUMBER	DESCRIPTION	MATERIAL	QTY.
1	10571-SECD015	SECTION POLE 26.22" X 26.22" X 0.25" X 25'-0"	A572 GR.65	1
2	10571-SECA013	SECTION, POLE, 26.22" X 24.53" X 0.25" X 7'-9"	A572 GR.65	1



TOTAL WEIGHT: 2572.60 lbs
INCLUDING 6% WEIGHT OF GALVANIZED

GUC
H8-80'
STR#: X
MM/YYYY
WEIGHT"XXXX
CHM# 22-10571
UGM : 744.74 FT-K

ID TAG DETAIL
3/8" ENGRAVED
X=124

- GENERAL NOTES:
1. SHAFT DIMENSIONS ARE 12 SIDED MEASURED FLAT TO FLAT.
 2. ALL FULL PENETRATION WELDS TO BE U.T. INSPECTED.
 3. WELDING CODE AWS D1.1.
 4. PLASTIC PLUGS INSTALLED IN ALL TAPPED HOLES & NUTS.

QTY: 1

FACING FRONT OF POLE
FLAT 6



700 E. MCCLEROY, SUITE A
SAGINAW, TEXAS 76179
682.286.0046 PH
682.286.0086 FX
CHMINDUSTRIES.COM

BREAK ALL SHARP EDGES .005/.015.
REMOVE ALL BURRS AND CHIPS

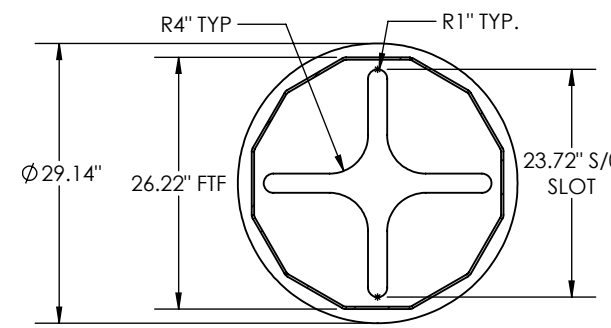
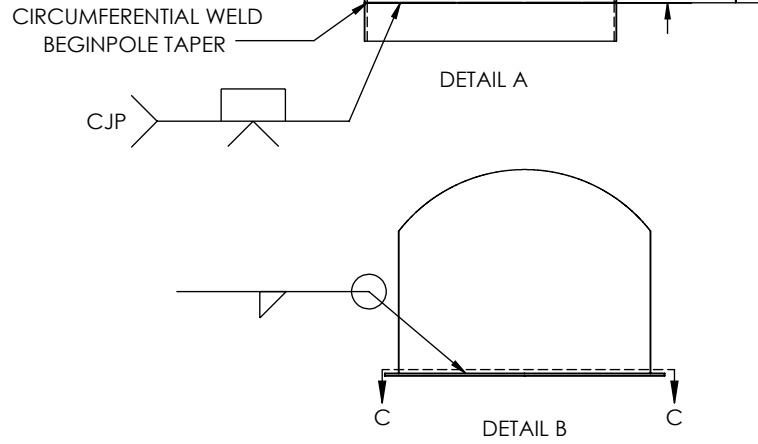
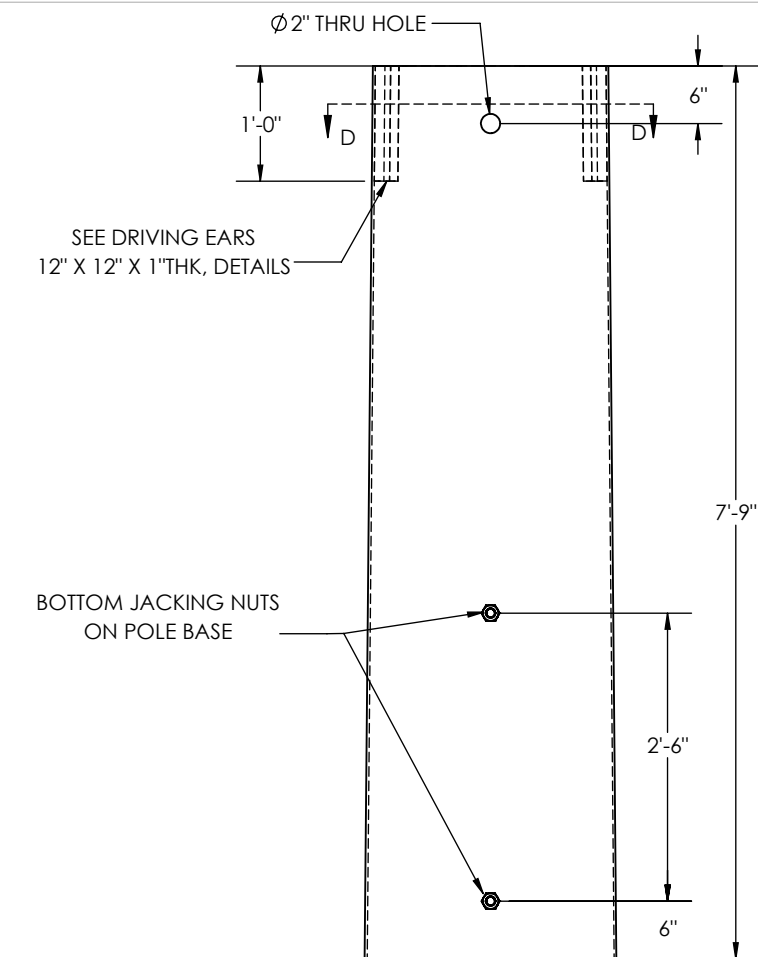
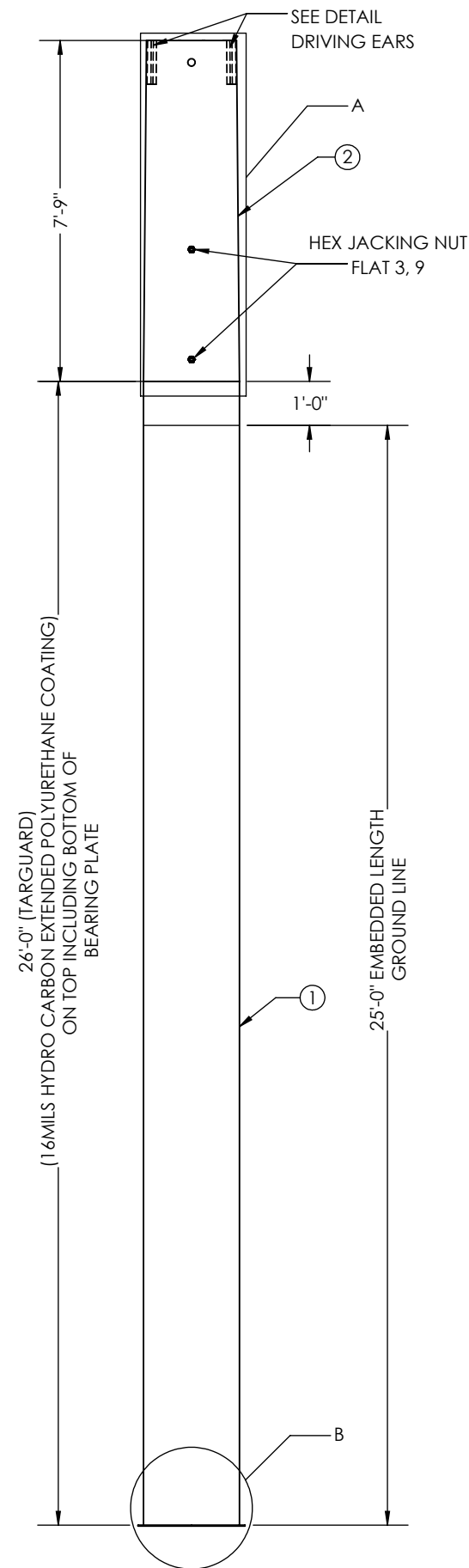
TOLERANCES UNLESS OTHERWISE SPECIFIED
GENERAL TOLERANCE: ±1/16
ANGULAR: ±0.5°

SPECIFICATIONS		BY	DATE
MATERIAL:	-	TG	06/23/2022
FINISH:	GALVANIZED	CHK'D:	-
SCALE:	NTS	LAST REV.:	-
DO NOT SCALE DRAWING		THIRD ANGLE PROJECTION	

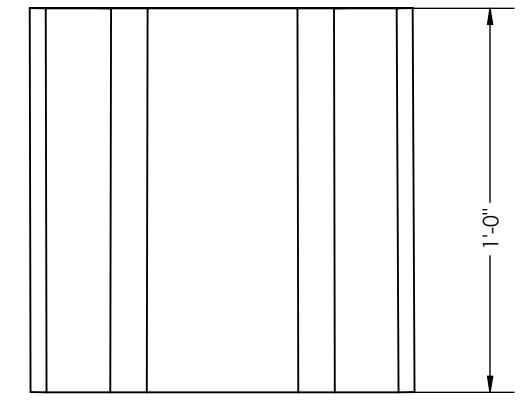
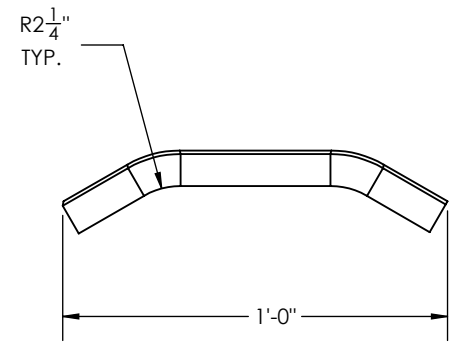
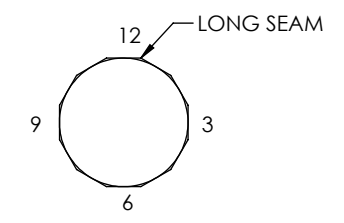
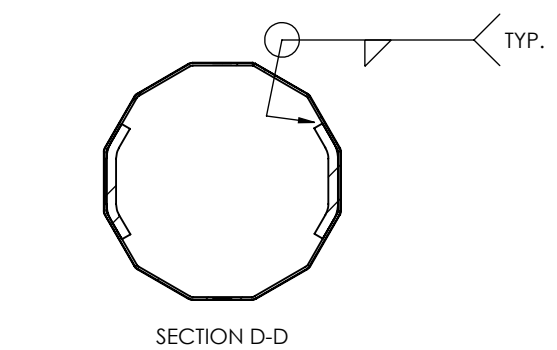
JOB NO.	PART NO.	DWG NO.	REV.
22-10571	10571-3700	22-10571-3700	-
SHEET: 1 OF 1			

GREENVILLE UTILITES COMISSION

H8-80'



ITEM NO.	PART NUMBER	DESCRIPTION	MATERIAL	QTY.
1	10571-SECD016	SECTION POLE 26.22" X 26.22" X 0.25" X 26'-0"	A572 GR.65	1
2	10571-SECA013	SECTION, POLE, 26.22" X 24.53" X 0.25" X 7'-9"	A572 GR.65	1



TOTAL WEIGHT: 2647.60 lbs
INCLUDING 6% WEIGHT OF GALVANIZED

GUC
H8-80'
STR#: X
MM/YYYY
WEIGHT"XXXX
CHM# 22-10571
UGM : 744.74 FT-K

ID TAG DETAIL
3/8" ENGRAVED
X=24,44,76,77,123.

- GENERAL NOTES:
1. SHAFT DIMENSIONS ARE 12 SIDED MEASURED FLAT TO FLAT.
 2. ALL FULL PENETRATION WELDS TO BE U.T. INSPECTED.
 3. WELDING CODE AWS D1.1.
 4. PLASTIC PLUGS INSTALLED IN ALL TAPPED HOLES & NUTS.

QTY: 5

FACING FRONT OF POLE
FLAT 6

THIS DWG IS PROPERTY OF CHM INDUSTRIES AND CONTAINS PROPRIETARY INFORMATION WHICH MAY NOT BE COPIED OR REPRODUCED WITHOUT PRIOR WRITTEN CONSENT FROM CHM INDUSTRIES.

CHM INDUSTRIES

700 E. MCCLEROY, SUITE A
SAGINAW, TEXAS 76179
682.286.0046 PH
682.286.0086 FX
CHMINDUSTRIES.COM

DIMENSIONS ARE IN INCHES UNLESS OTHERWISE SPECIFIED

BREAK ALL SHARP EDGES .005/.015.
REMOVE ALL BURRS AND CHIPS

TOLERANCES UNLESS OTHERWISE SPECIFIED

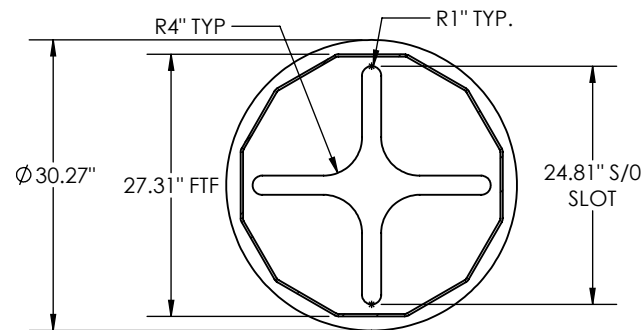
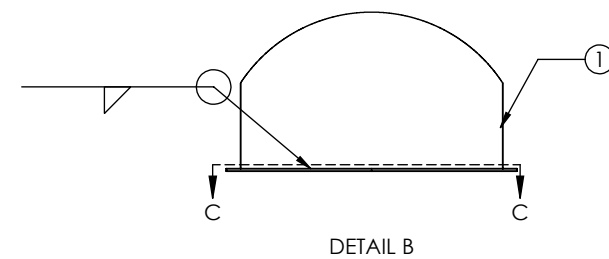
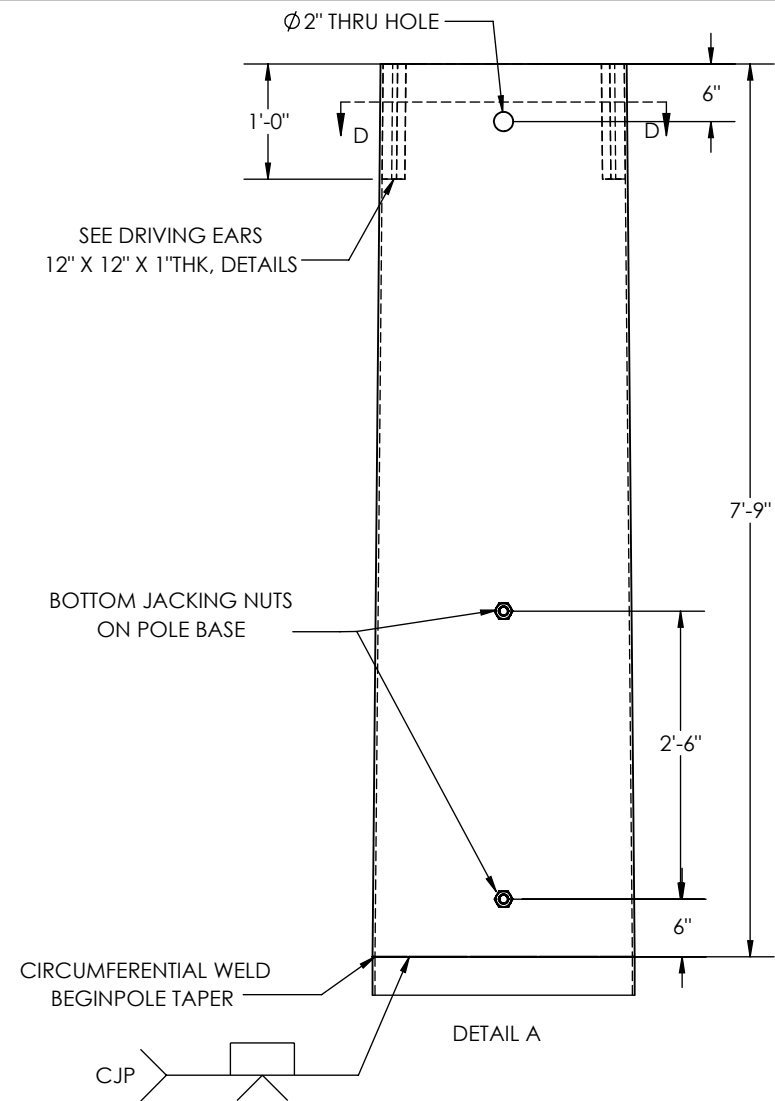
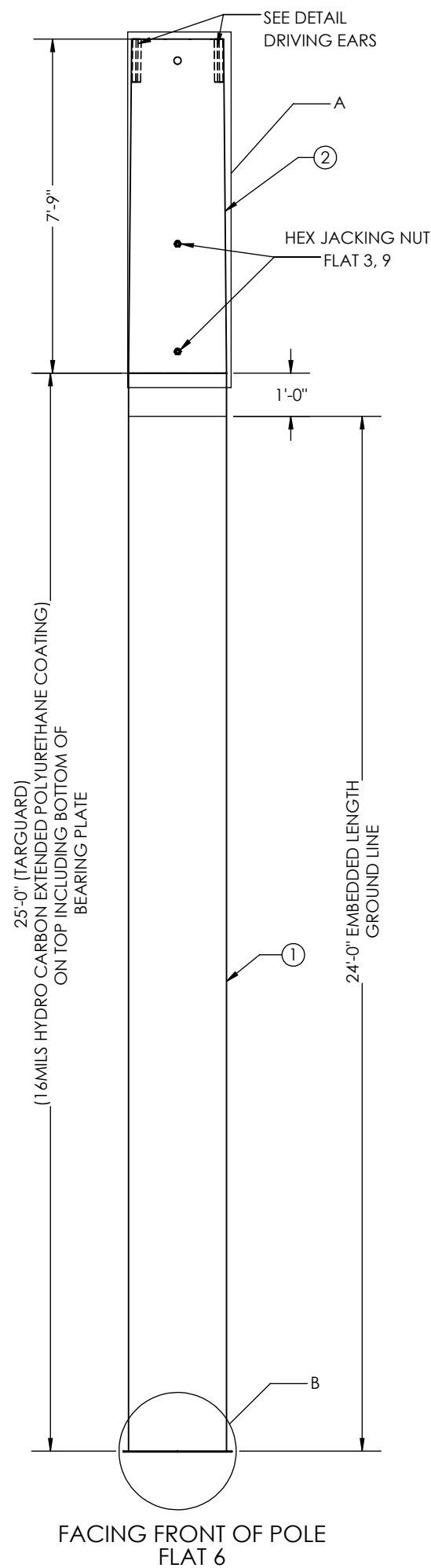
GENERAL TOLERANCE: ±1/16
ANGULAR: ±0.5°

SPECIFICATIONS		BY	DATE
MATERIAL: -	FINISH: GALVANIZED	TG	06/23/2022
SCALE: NTS	THIRD ANGLE PROJECTION		

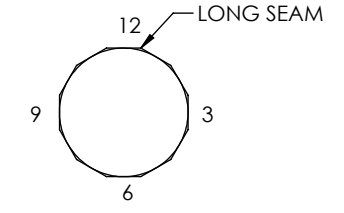
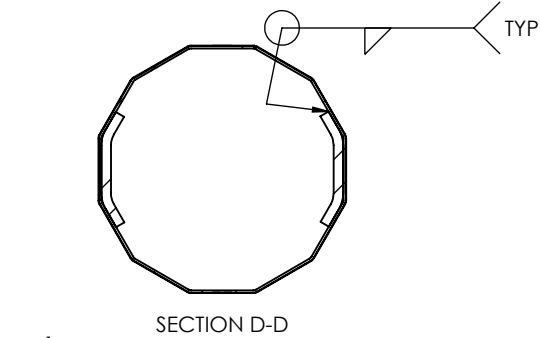
JOB NO.	PART NO.	DWG NO.	REV.
22-10571	10571-3700	22-10571-3700	-

GREENVILLE UTILITES COMISSION


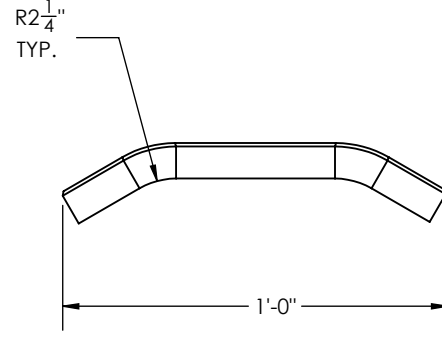
H8-80'



ITEM NO.	PART NUMBER	DESCRIPTION	MATERIAL	QTY.
1	10571-SECD017	SECTION POLE 27.31" X 27.31" X 0.25" X 25'-0"	A572 GR.65	1
2	10571-SECA014	SECTION, POLE, 27.31" X 25.62" X 0.25" X 7'-9"	A572 GR.65	1



ORIENTATION DETAIL
TOP VIEW



DRIVING EARS DETAIL

TOTAL WEIGHT: 2597.00 lbs
INCLUDING 6% WEIGHT OF GALVANIZED

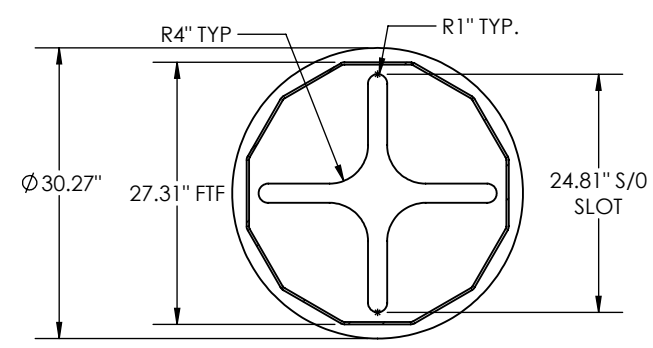
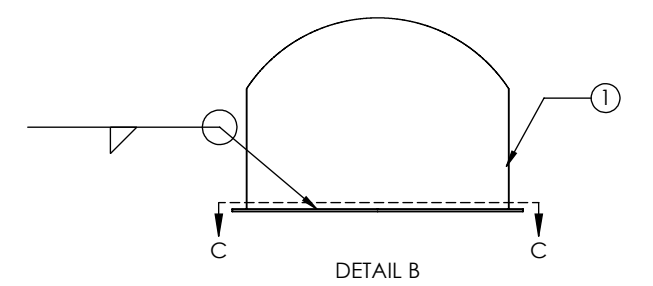
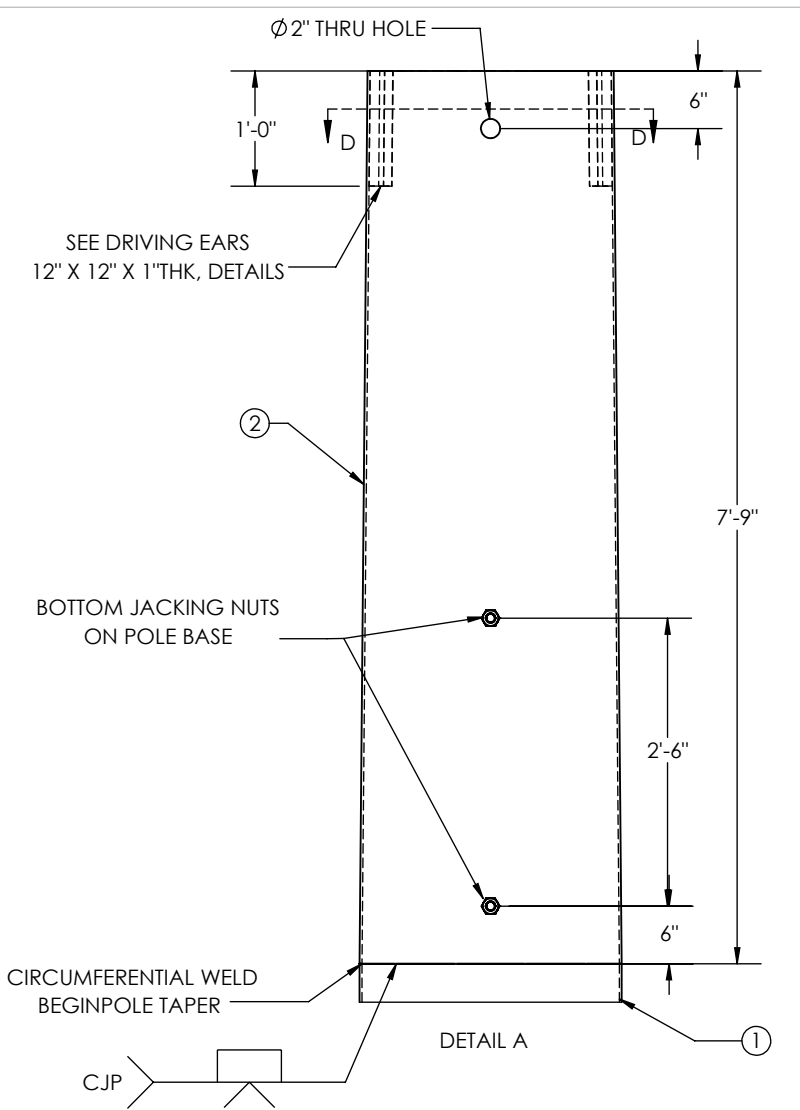
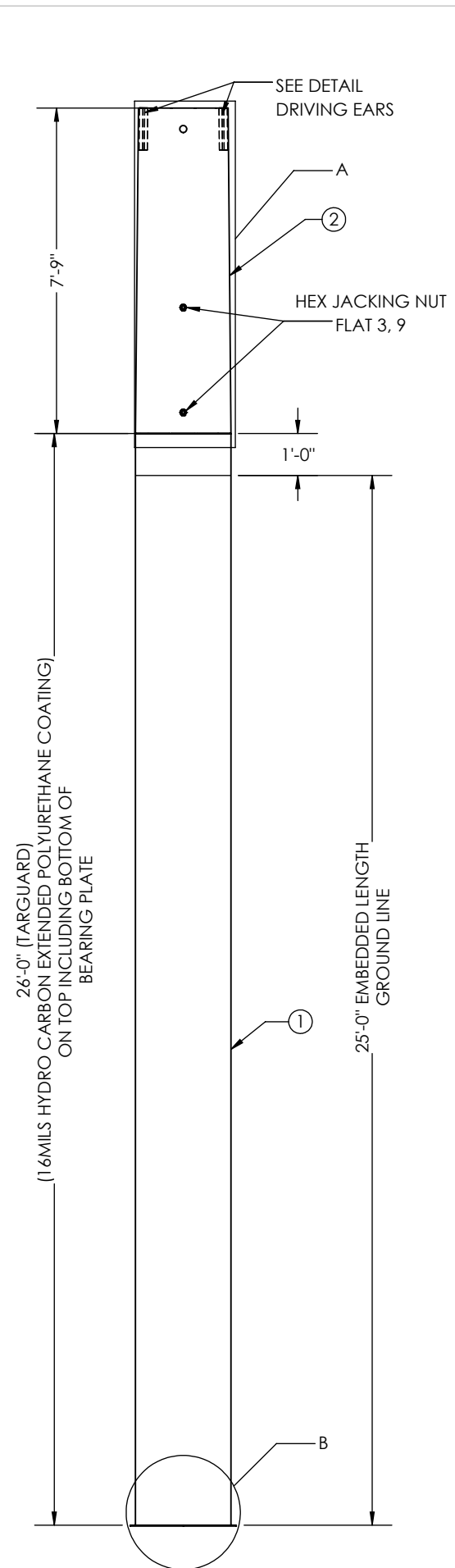
GUC
H8-85'
STR#: X
MM/YYYY
WEIGHT"XXXX
CHM# 22-10571
UGM : 808.87 FT-K

ID TAG DETAIL
3/8" ENGRAVED
X=84,122,136,155.

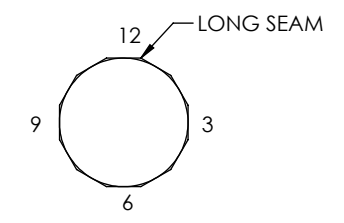
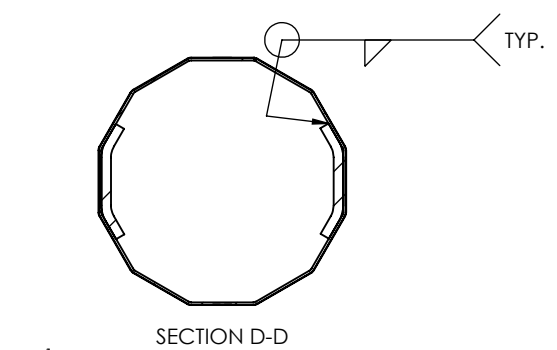
- GENERAL NOTES:
1. SHAFT DIMENSIONS ARE 12 SIDED MEASURED FLAT TO FLAT.
 2. ALL FULL PENETRATION WELDS TO BE U.T. INSPECTED.
 3. WELDING CODE AWS D1.1.
 4. PLASTIC PLUGS INSTALLED IN ALL TAPPED HOLES & NUTS.

QTY: 4

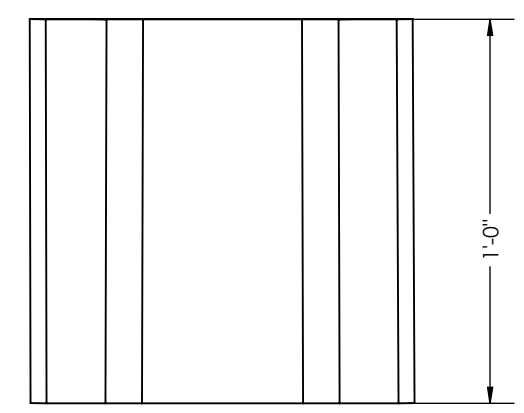
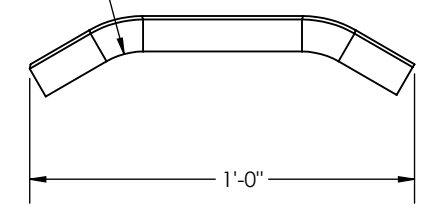
THIS DWG IS PROPERTY OF CHM INDUSTRIES AND CONTAINS PROPRIETARY INFORMATION WHICH MAY NOT BE COPIED OR REPRODUCED WITHOUT PRIOR WRITTEN CONSENT FROM CHM INDUSTRIES.		DIMENSIONS ARE IN INCHES UNLESS OTHERWISE SPECIFIED		SPECIFICATIONS MATERIAL: - FINISH: GALVANIZED SCALE: NTS B DO NOT SCALE DRAWING		BY: TG DATE: 06/23/2022		JOB NO.: 22-10571 PART NO.: 10571-3800 DWG NO.: 22-10571-3800 SHEET: 1 OF 1		REV.: -	
		700 E. MCCLEROY, SUITE A SAGINAW, TEXAS 76179 682.286.0046 PH 682.286.0086 FX CHMINDUSTRIES.COM		BREAK ALL SHARP EDGES .005/.015. REMOVE ALL BURRS AND CHIPS		TOLERANCES UNLESS OTHERWISE SPECIFIED GENERAL TOLERANCE: ±1/16 ANGULAR: ±0.5°		GREENVILLE UTILITES COMISSION H8-85'			



ITEM NO.	PART NUMBER	DESCRIPTION	MATERIAL	QTY.
1	10571-SECD018	SECTION POLE 27.31" X 27.31" X 0.25" X 26'-0"	A572 GR.65	1
2	10571-SECA014	SECTION, POLE, 27.31" X 25.62" X 0.25" X 7'-9"	A572 GR.65	1



ORIENTATION DETAIL
TOP VIEW



DRIVING EARS DETAIL

TOTAL WEIGHT: 2757.60 lbs
INCLUDING 6% WEIGHT OF GALVANIZED

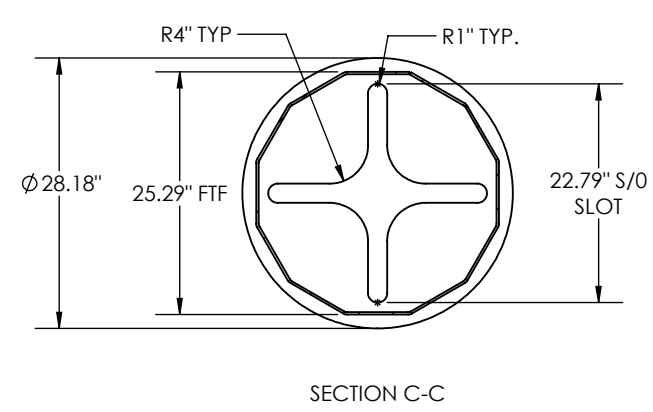
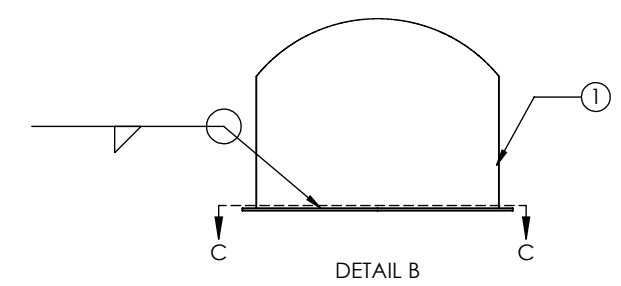
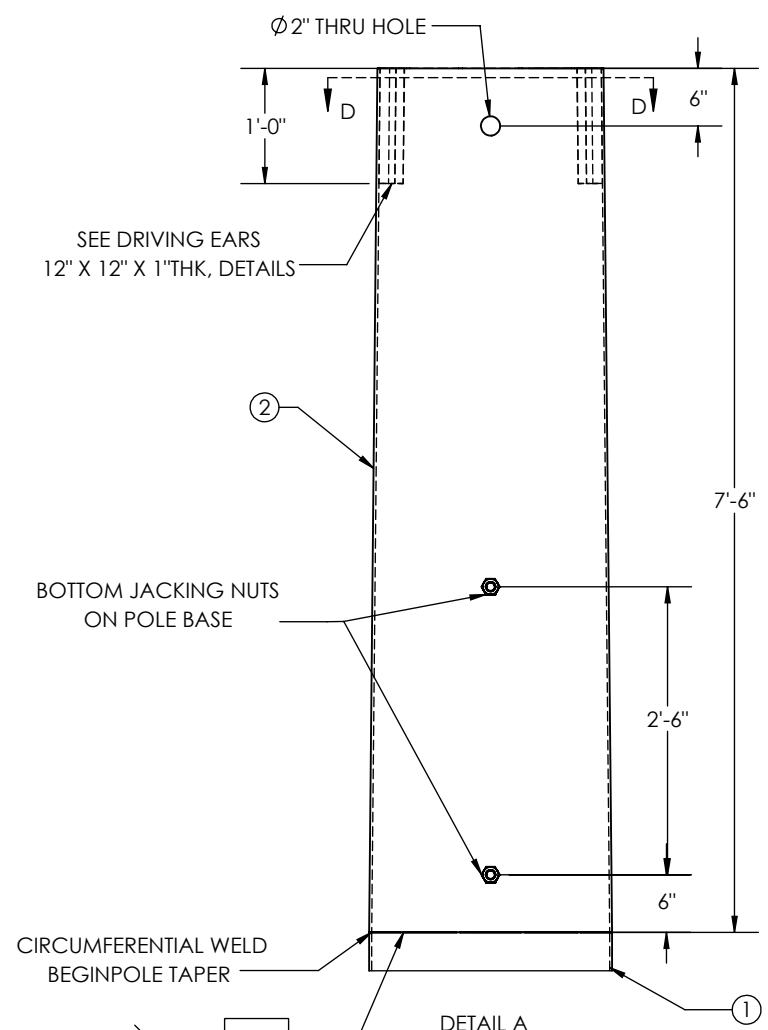
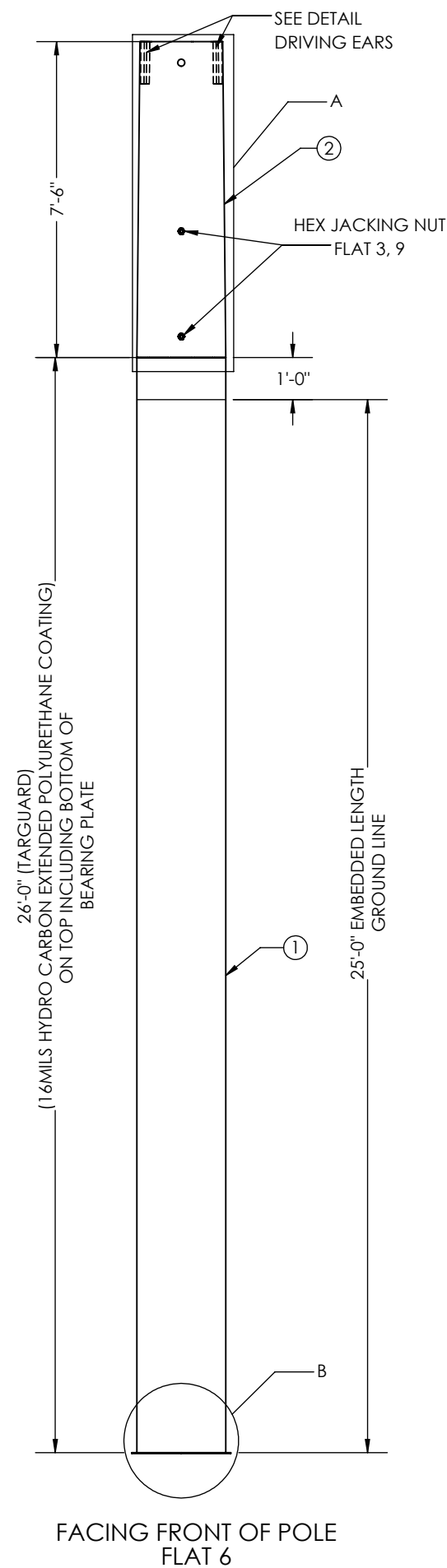
GUC
H8-85'
STR#: X
MM/YYYY
WEIGHT"XXXX
CHM# 22-10571
UGM : 808.87 FT-K

ID TAG DETAIL
3/8" ENGRAVED
X=127,128,129

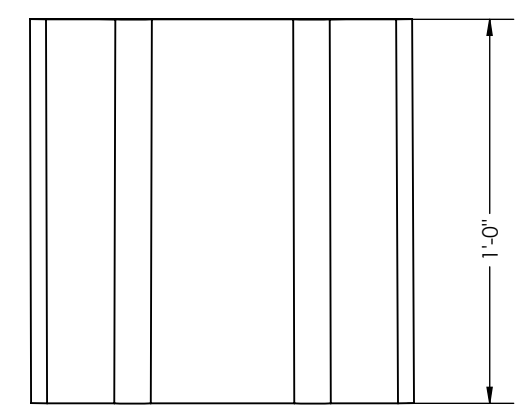
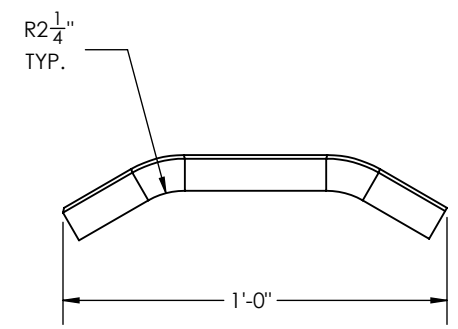
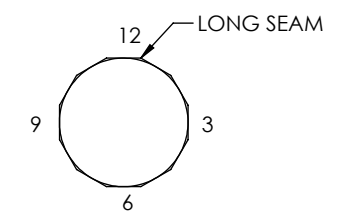
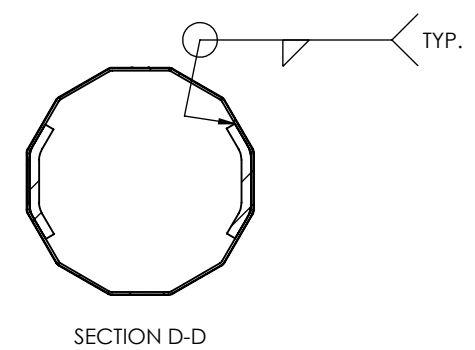
- GENERAL NOTES:
1. SHAFT DIMENSIONS ARE 12 SIDED MEASURED FLAT TO FLAT.
 2. ALL FULL PENETRATION WELDS TO BE U.T. INSPECTED.
 3. WELDING CODE AWS D1.1.
 4. PLASTIC PLUGS INSTALLED IN ALL TAPPED HOLES & NUTS.

QTY: 3

THIS DWG IS PROPERTY OF CHM INDUSTRIES AND CONTAINS PROPRIETARY INFORMATION WHICH MAY NOT BE COPIED OR REPRODUCED WITHOUT PRIOR WRITTEN CONSENT FROM CHM INDUSTRIES.		DIMENSIONS ARE IN INCHES UNLESS OTHERWISE SPECIFIED		SPECIFICATIONS MATERIAL: - FINISH: GALVANIZED SCALE: NTS B DO NOT SCALE DRAWING		BY: TG DATE: 06/23/2022		JOB NO.: 22-10571 PART NO.: 10571-3800 DWG NO.: 22-10571-3800 SHEET: 1 OF 1		REV.: -	
		700 E. MCCLEROY, SUITE A SAGINAW, TEXAS 76179 682.286.0046 PH 682.286.0086 FX CHMINDUSTRIES.COM		BREAK ALL SHARP EDGES .005/.015. REMOVE ALL BURRS AND CHIPS		TOLERANCES UNLESS OTHERWISE SPECIFIED GENERAL TOLERANCE: ±1/16 ANGULAR: ±0.5°		GREENVILLE UTILITES COMISSION H8-85'			



ITEM NO.	PART NUMBER	DESCRIPTION	MATERIAL	QTY.
1	10571-SECD019	SECTION POLE 25.29" X 25.29" X 0.25" X 26'-0"	A572 GR.65	1
2	10571-SECA015	SECTION, POLE, 25.29" X 23.55" X 0.25" X 7'-6"	A572 GR.65	1



TOTAL WEIGHT: 2535.62 lbs
INCLUDING 6% WEIGHT OF GALVANIZED

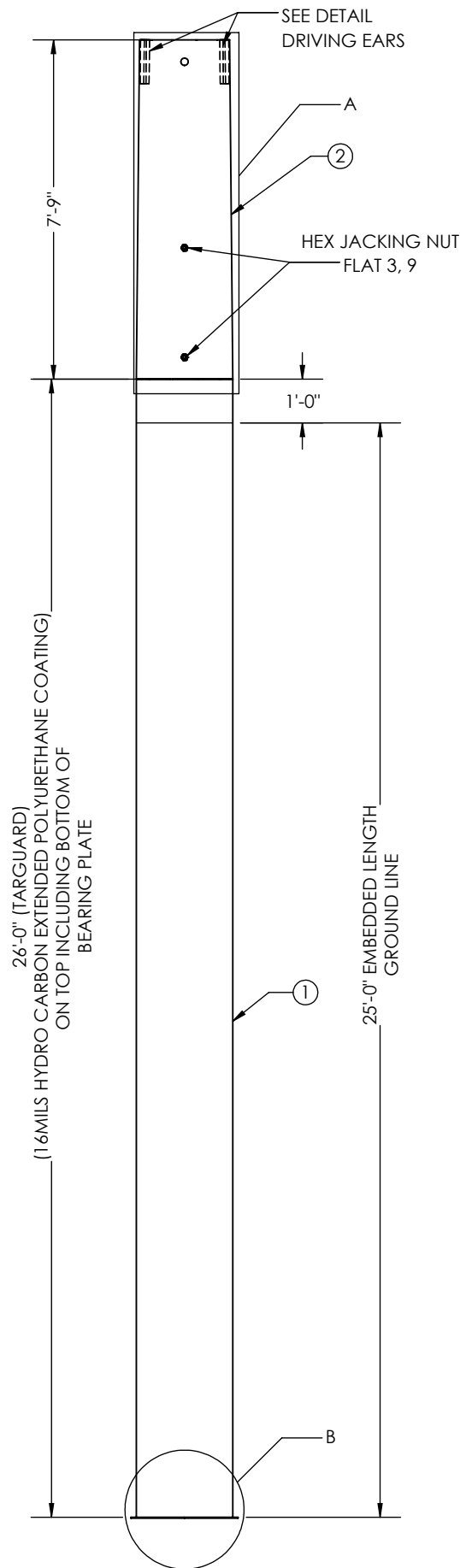
GUC
 H9-70'
 STR#: X
 MM/YYYY
 WEIGHT"XXXX
 CHM# 22-10571
 UGM : 692.15 FT-K

ID TAG DETAIL
 3/8" ENGRAVED
 X=72

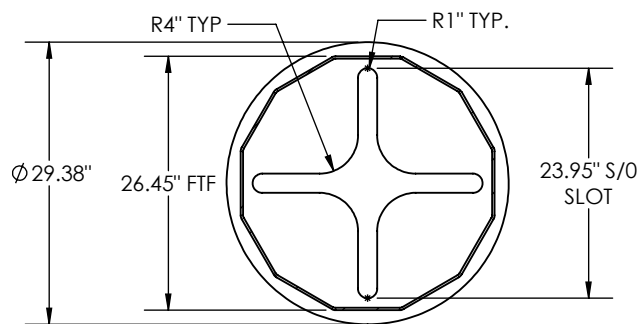
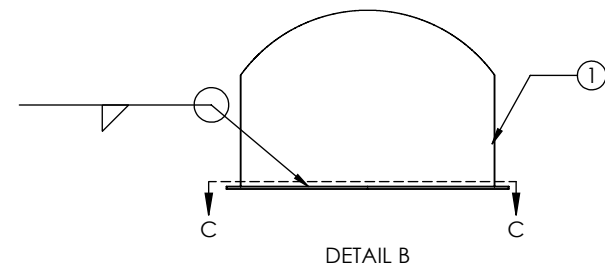
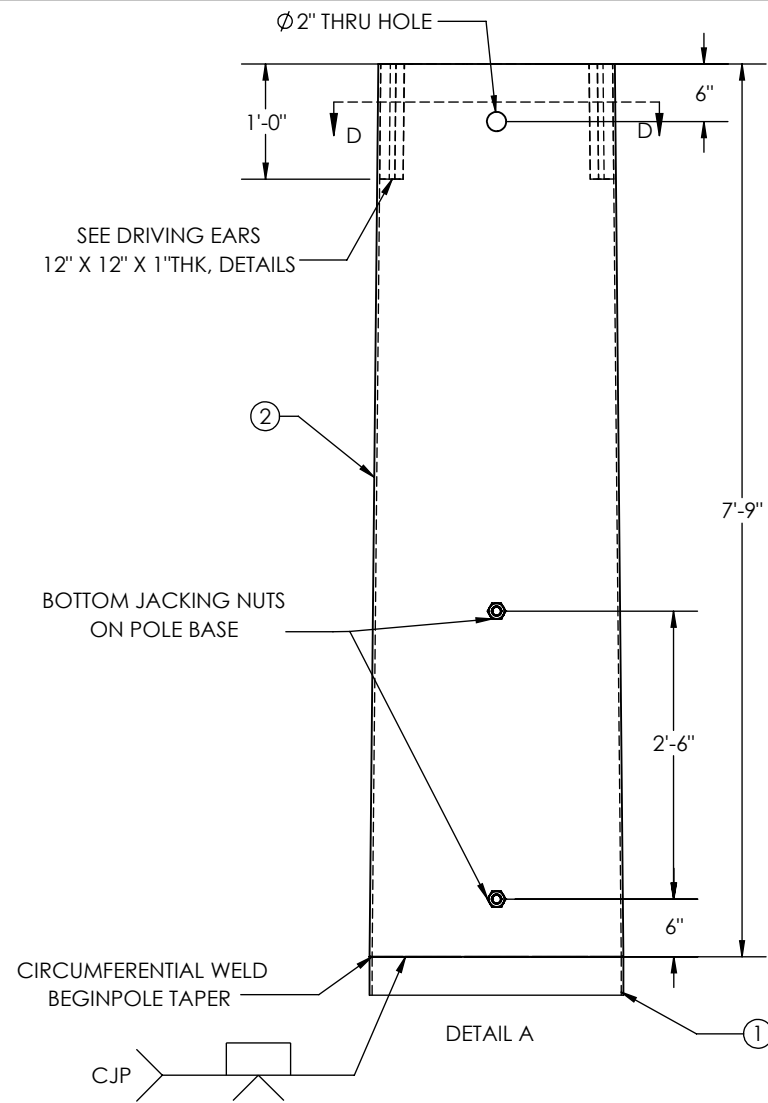
- GENERAL NOTES:
1. SHAFT DIMENSIONS ARE 12 SIDED MEASURED FLAT TO FLAT.
 2. ALL FULL PENETRATION WELDS TO BE U.T. INSPECTED.
 3. WELDING CODE AWS D1.1.
 4. PLASTIC PLUGS INSTALLED IN ALL TAPPED HOLES & NUTS.

QTY: 1

<p>700 E. MCCLEROY, SUITE A SAGINAW, TEXAS 76179 682.286.0046 PH 682.286.0086 FX CHMINDUSTRIES.COM</p>	<p>DIMENSIONS ARE IN INCHES UNLESS OTHERWISE SPECIFIED</p> <p>BREAK ALL SHARP EDGES .005/.015. REMOVE ALL BURRS AND CHIPS</p> <p>TOLERANCES UNLESS OTHERWISE SPECIFIED</p> <p>GENERAL TOLERANCE : ±1/16 ANGULAR : ±0.5°</p>	<p>SPECIFICATIONS</p> <p>MATERIAL: -</p>	<p>BY</p> <p>CREATED: TG</p>	<p>DATE</p> <p>06/23/2022</p>	<p>JOB NO.</p> <p>22-10571</p>	<p>PART NO.</p> <p>10571-3900</p>	<p>DWG NO.</p> <p>22-10571-3900</p>	<p>REV.</p> <p>-</p>
		<p>FINISH:</p> <p>GALVANIZED</p>	<p>CHK'D:</p> <p>-</p>	<p>LAST REV.:</p> <p>-</p>	<p>GREENVILLE UTILITES COMISSION</p>			
		<p>SCALE:</p> <p>NTS</p>	<p>THIRD ANGLE PROJECTION</p>	<p>H9-70'</p>				
		<p>DO NOT SCALE DRAWING</p>						

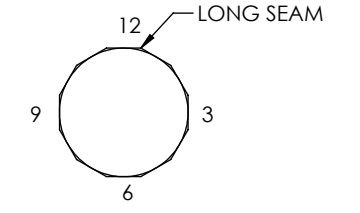
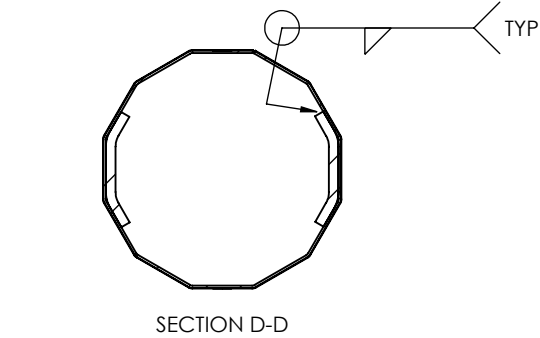


FACING FRONT OF POLE
FLAT 6


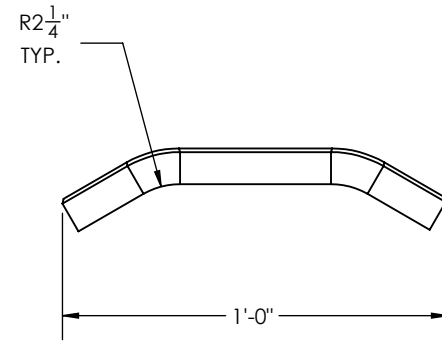


SECTION C-C

ITEM NO.	PART NUMBER	DESCRIPTION	MATERIAL	QTY.
1	10571-SECD020	SECTION POLE 26.45" X 26.45" X 0.25" X 26'-0"	A572 GR.65	1
2	10571-SECA016	SECTION, POLE, 26.45" X 24.65" X 0.25" X 7'-9"	A572 GR.65	1



ORIENTATION DETAIL
TOP VIEW



DRIVING EARS DETAIL

TOTAL WEIGHT: 2669.60 lbs
INCLUDING 6% WEIGHT OF GALVANIZED

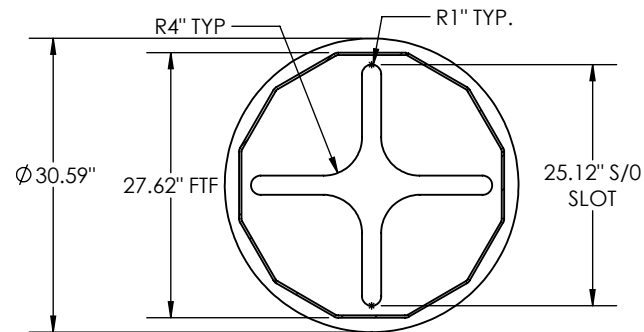
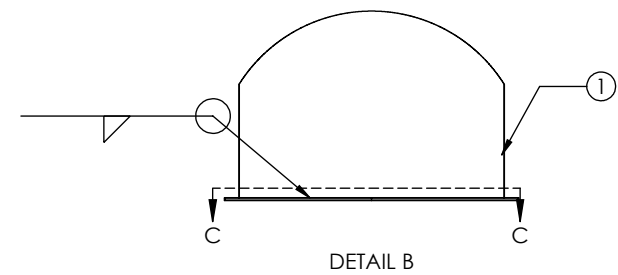
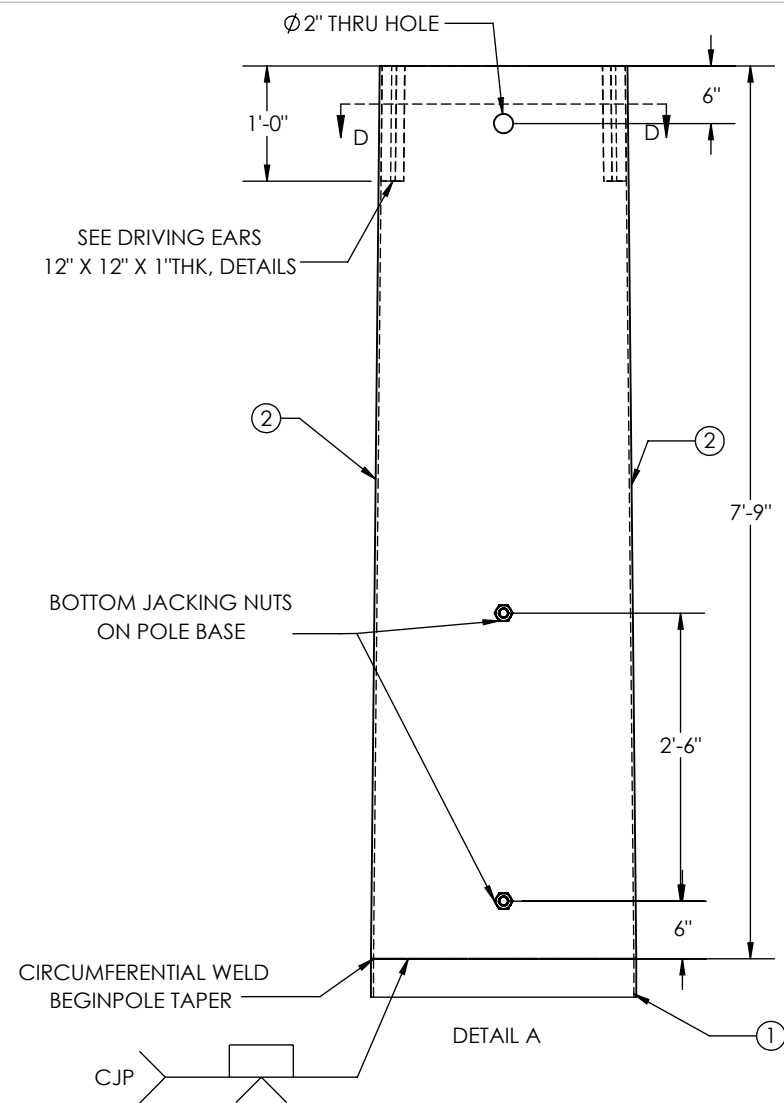
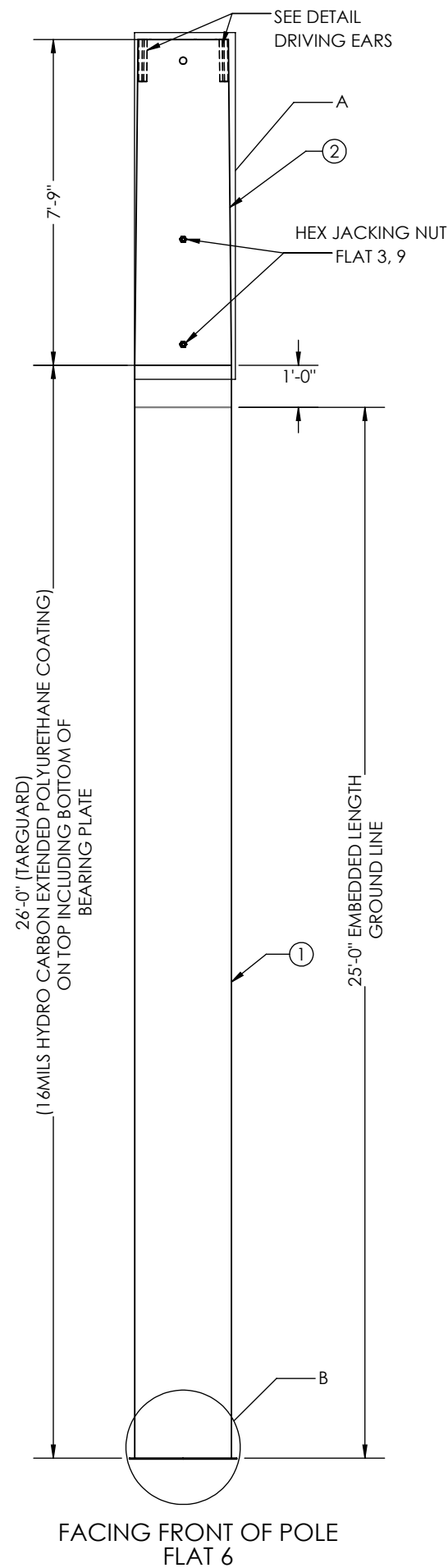
GUC
H9-75'
STR#: X
MM/YYYY
WEIGHT"XXXX
CHM# 22-10571
UGM : 758.23 FT-K

ID TAG DETAIL
3/8" ENGRAVED
X=32

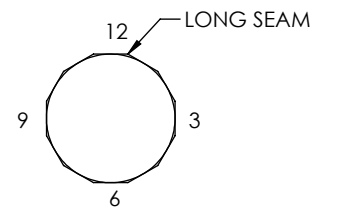
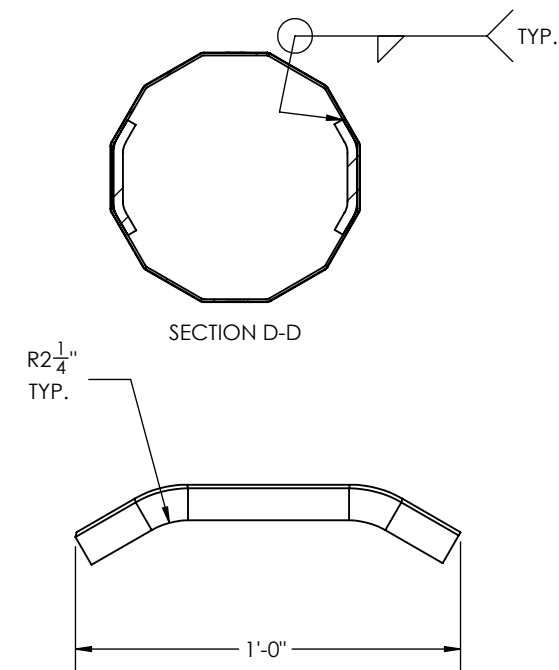
- GENERAL NOTES:
1. SHAFT DIMENSIONS ARE 12 SIDED MEASURED FLAT TO FLAT.
 2. ALL FULL PENETRATION WELDS TO BE U.T. INSPECTED.
 3. WELDING CODE AWS D1.1.
 4. PLASTIC PLUGS INSTALLED IN ALL TAPPED HOLES & NUTS.

QTY: 1


<small>THIS DWG IS PROPERTY OF CHM INDUSTRIES AND CONTAINS PROPRIETARY INFORMATION WHICH MAY NOT BE COPIED OR REPRODUCED WITHOUT PRIOR WRITTEN CONSENT FROM CHM INDUSTRIES.</small>		<small>DIMENSIONS ARE IN INCHES UNLESS OTHERWISE SPECIFIED</small>		SPECIFICATIONS MATERIAL: - FINISH: GALVANIZED SCALE: NTS B <small>DO NOT SCALE DRAWING</small>		BY CREATED: TG DATE: 06/23/2022		JOB NO. 22-10571		PART NO. 10571-4000		DWG NO. 22-10571-4000 <small>SHEET: 1 OF 1</small>		REV. -					
				700 E. MCCLEROY, SUITE A SAGINAW, TEXAS 76179 682.286.0046 PH 682.286.0086 FX CHMINDUSTRIES.COM				<small>BREAK ALL SHARP EDGES .005/.015. REMOVE ALL BURRS AND CHIPS</small>				<small>TOLERANCES UNLESS OTHERWISE SPECIFIED</small> GENERAL TOLERANCE: ±1/16 ANGULAR: ±0.5°				GREENVILLE UTILITES COMISSION H9-75'			



ITEM NO.	PART NUMBER	DESCRIPTION	MATERIAL	QTY.
1	10571-SECD021	SECTION POLE 27.62" X 27.62" X 0.25" X 26'-0"	A572 GR.65	1
2	10571-SECA017	SECTION, POLE, 27.62" X 25.82" X 0.25" X 7'-9"	A572 GR.65	1



ORIENTATION DETAIL
TOP VIEW



DRIVING EARS DETAIL

TOTAL WEIGHT: 2784.00 lbs
INCLUDING 6% WEIGHT OF GALVANIZED

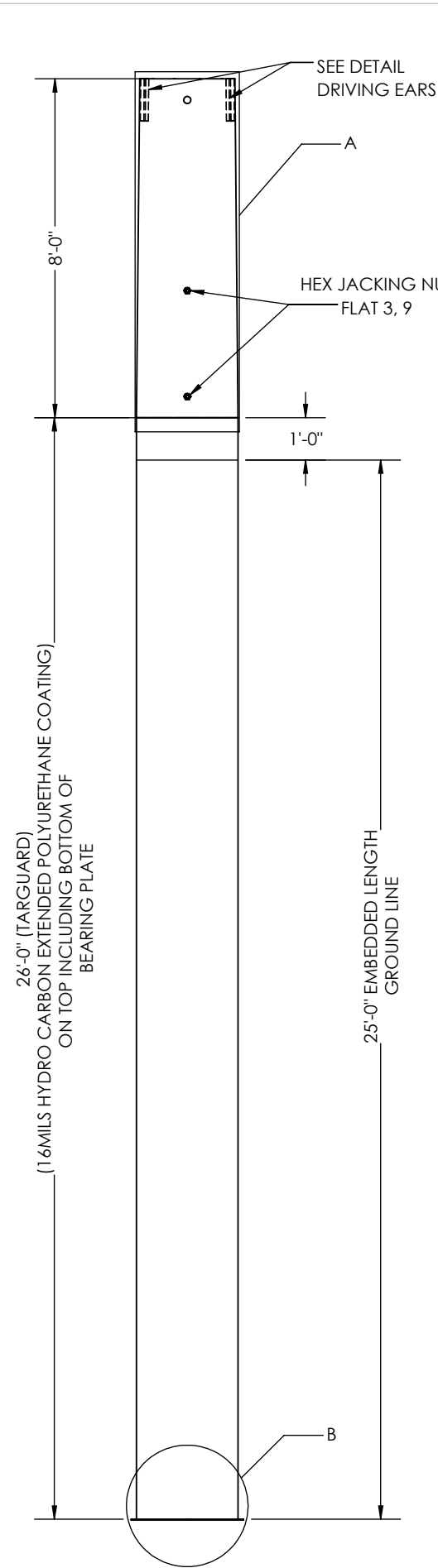
GUC
H9-80'
STR#: X
MM/YYYY
WEIGHT"XXXX
CHM# 22-10571
UGM : 827.32 FT-K

ID TAG DETAIL
3/8" ENGRAVED
X=7,20,29,59,79

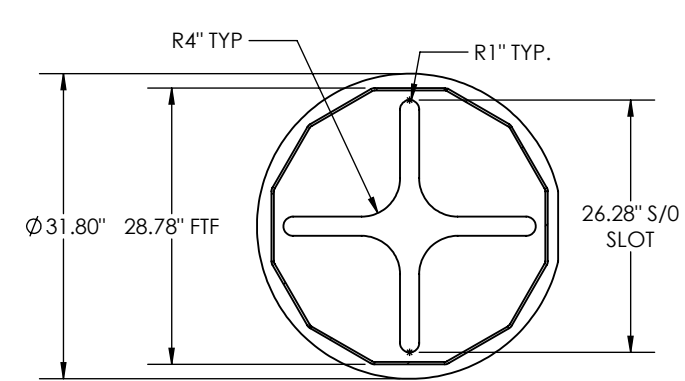
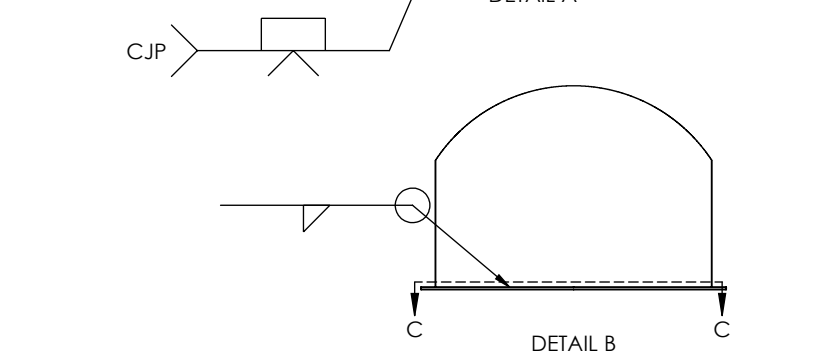
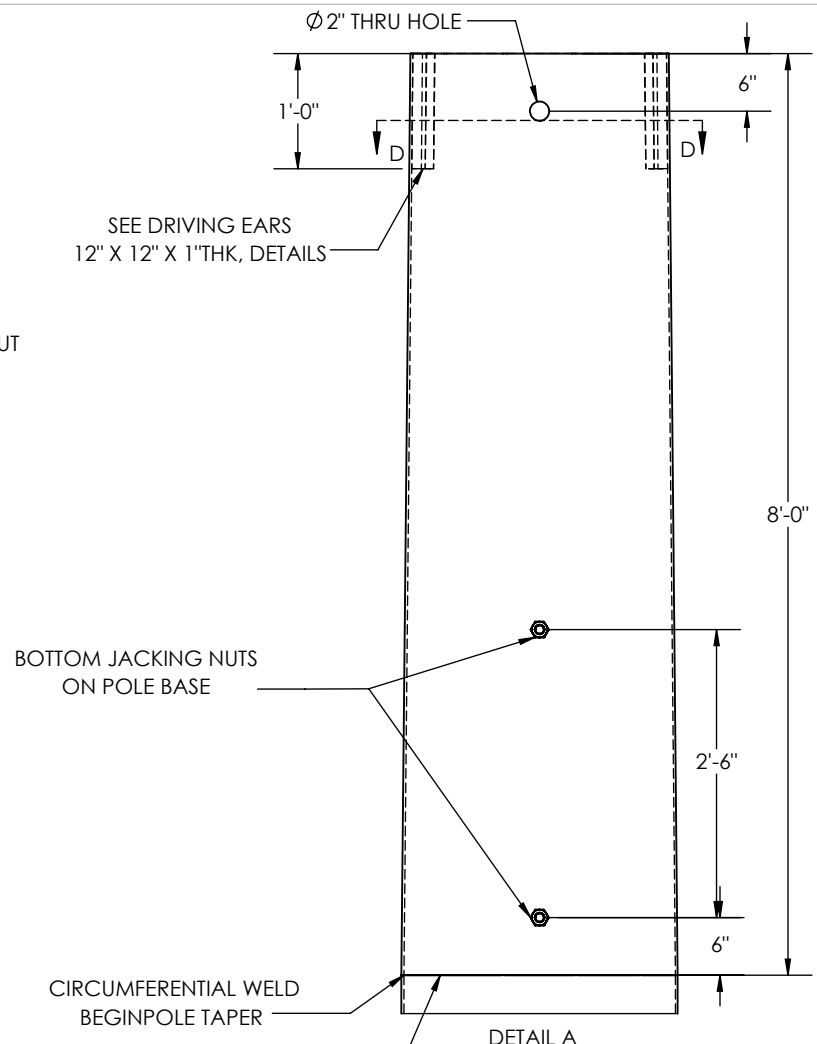
- GENERAL NOTES:
1. SHAFT DIMENSIONS ARE 12 SIDED MEASURED FLAT TO FLAT.
 2. ALL FULL PENETRATION WELDS TO BE U.T. INSPECTED.
 3. WELDING CODE AWS D1.1.
 4. PLASTIC PLUGS INSTALLED IN ALL TAPPED HOLES & NUTS.

QTY: 5

THIS DWG IS PROPERTY OF CHM INDUSTRIES AND CONTAINS PROPRIETARY INFORMATION WHICH MAY NOT BE COPIED OR REPRODUCED WITHOUT PRIOR WRITTEN CONSENT FROM CHM INDUSTRIES.		DIMENSIONS ARE IN INCHES UNLESS OTHERWISE SPECIFIED		SPECIFICATIONS		BY	DATE	JOB NO.	PART NO.	DWG NO.	REV.
<p>700 E. MCCLEROY, SUITE A SAGINAW, TEXAS 76179 682.286.0046 PH 682.286.0086 FX CHMINDUSTRIES.COM</p>		MATERIAL: -		CREATED:	TG	06/23/2022	22-10571	10571-4100	22-10571-4100	1 OF 1	-
		FINISH: GALVANIZED		CHK'D:	-	-	<p align="center">GREENVILLE UTILITES COMISSION</p> <p align="center">H9-80'</p>				
		SCALE: NTS B		LAST REV.:	-	-					
		BREAK ALL SHARP EDGES .005/.015. REMOVE ALL BURRS AND CHIPS		TOLERANCES UNLESS OTHERWISE SPECIFIED		THIRD ANGLE PROJECTION					
GENERAL TOLERANCE: ±1/16		ANGULAR: ±0.5°		DO NOT SCALE DRAWING							

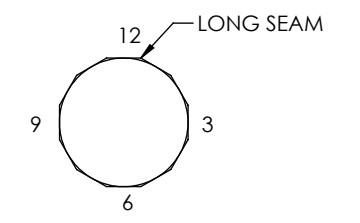
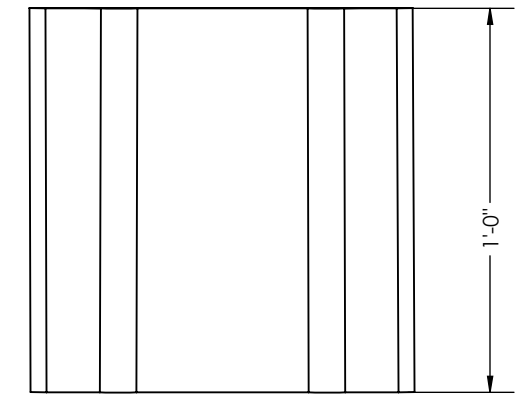
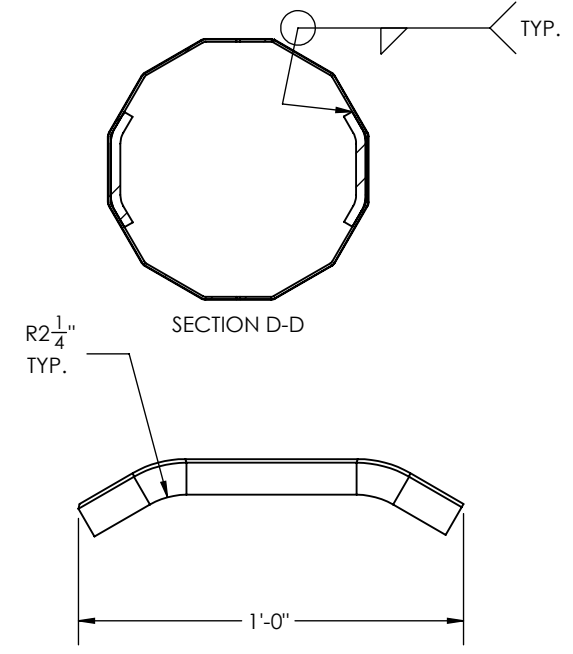


FACING FRONT OF POLE
FLAT 6



SECTION C-C

ITEM NO.	PART NUMBER	DESCRIPTION	MATERIAL	QTY.
1	10571-SECD022	SECTION POLE 28.78" X 28.78" X 0.25" X 26'-0"	A572 GR.65	1
2	10571-SECA018	SECTION, POLE, 28.78" X 26.92" X 0.25" X 8'-0"	A572 GR.65	1



ORIENTATION DETAIL
TOP VIEW

TOTAL WEIGHT: 2924.20 lbs
INCLUDING 6% WEIGHT OF GALVANIZED

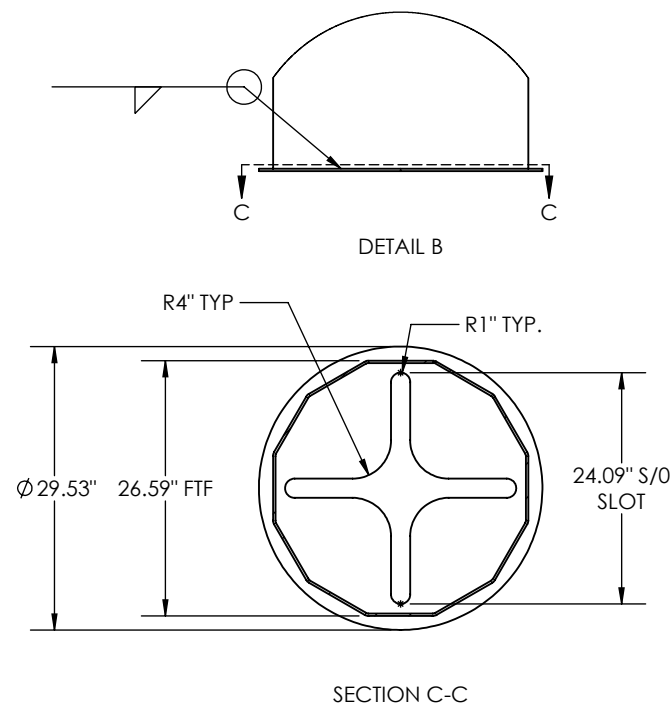
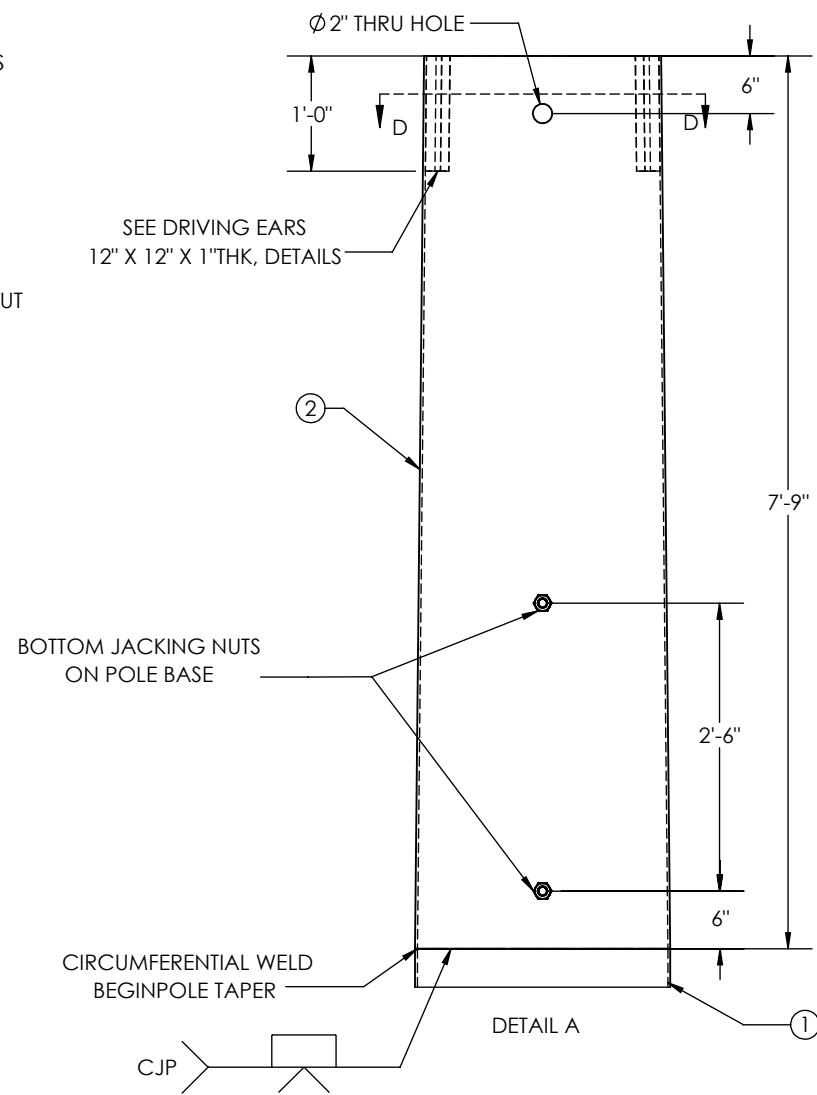
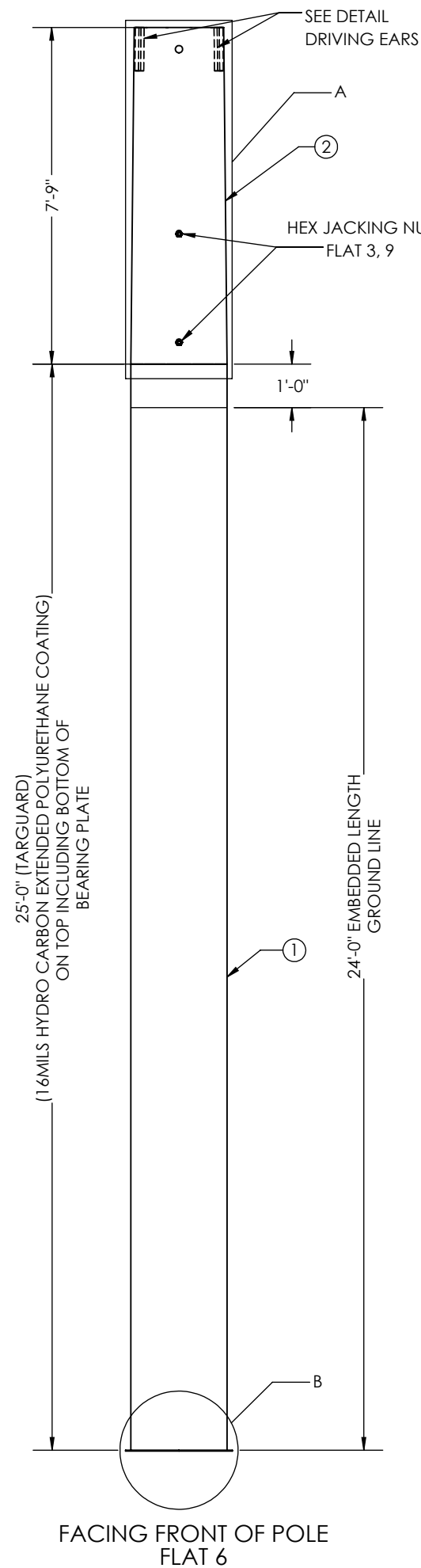
GUC
H9-85'
STR#: X
MM/YYYY
WEIGHT"XXXX
CHM# 22-10571
UGM : 899.42 FT-K

ID TAG DETAIL
3/8" ENGRAVED
X=2

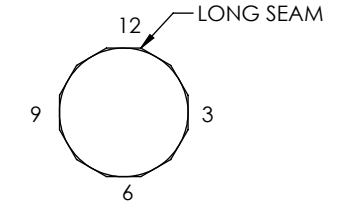
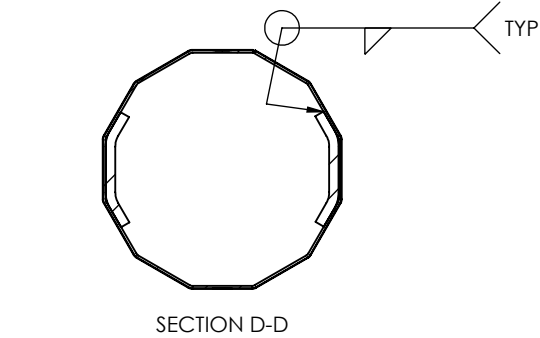
- GENERAL NOTES:
1. SHAFT DIMENSIONS ARE 12 SIDED MEASURED FLAT TO FLAT.
 2. ALL FULL PENETRATION WELDS TO BE U.T. INSPECTED.
 3. WELDING CODE AWS D1.1.
 4. PLASTIC PLUGS INSTALLED IN ALL TAPPED HOLES & NUTS.

QTY: 1

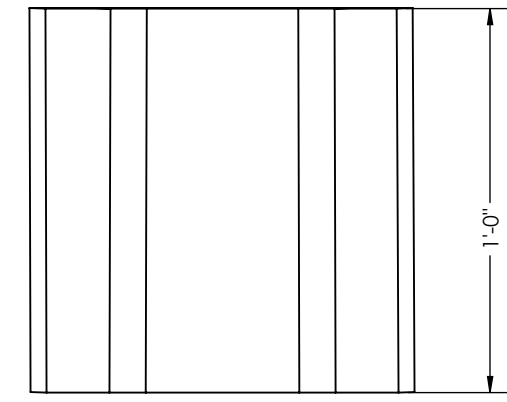
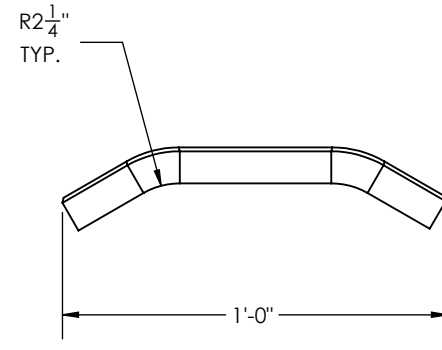
<p>THIS DWG IS PROPERTY OF CHM INDUSTRIES AND CONTAINS PROPRIETARY INFORMATION WHICH MAY NOT BE COPIED OR REPRODUCED WITHOUT PRIOR WRITTEN CONSENT FROM CHM INDUSTRIES.</p> <p>CHM INDUSTRIES</p> <p>700 E. MCCLEROY, SUITE A SAGINAW, TEXAS 76179 682.286.0046 PH 682.286.0086 FX CHMINDUSTRIES.COM</p>		<p>DIMENSIONS ARE IN INCHES UNLESS OTHERWISE SPECIFIED</p> <p>TOLERANCES UNLESS OTHERWISE SPECIFIED</p> <p>GENERAL TOLERANCE : ±1/16 ANGULAR : ±0.5°</p>	<p>SPECIFICATIONS</p> <p>MATERIAL: -</p> <p>FINISH: GALVANIZED</p> <p>SCALE: NTS B</p> <p>DO NOT SCALE DRAWING</p>	<p>BY: TG</p> <p>DATE: 06/23/2022</p> <p>CHKD: -</p> <p>LAST REV.: -</p> <p>THIRD ANGLE PROJECTION</p>	<p>JOB NO.: 22-10571</p> <p>PART NO.: 10571-4200</p> <p>DWG NO.: 22-10571-4200</p> <p>SHEET: 1 OF 1</p>	<p>REV.: -</p> <p>GREENVILLE UTILITES COMISSION</p> <p>H9-85'</p>
---	--	--	--	--	---	---



ITEM NO.	PART NUMBER	DESCRIPTION	MATERIAL	QTY.
1	10571-SECD023	SECTION POLE 26.59" X 26.59" X 0.25" X 25'-0"	A572 GR.65	1
2	10571-SECA019	SECTION, POLE, 26.59" X 24.70" X 0.25" X 7'-9"	A572 GR.65	1



ORIENTATION DETAIL
TOP VIEW



TOTAL WEIGHT: 2607.00 lbs
INCLUDING 6% WEIGHT OF GALVANIZED

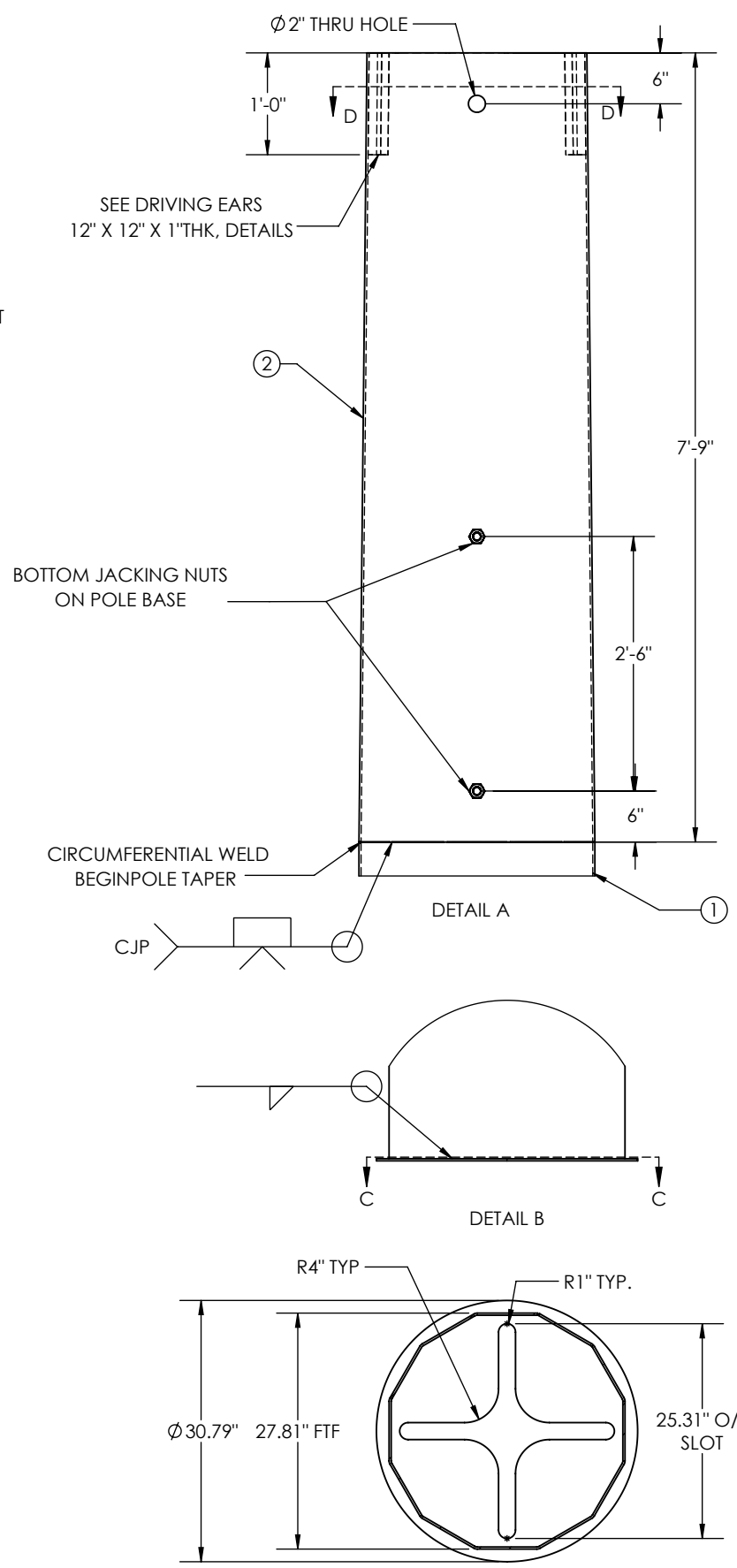
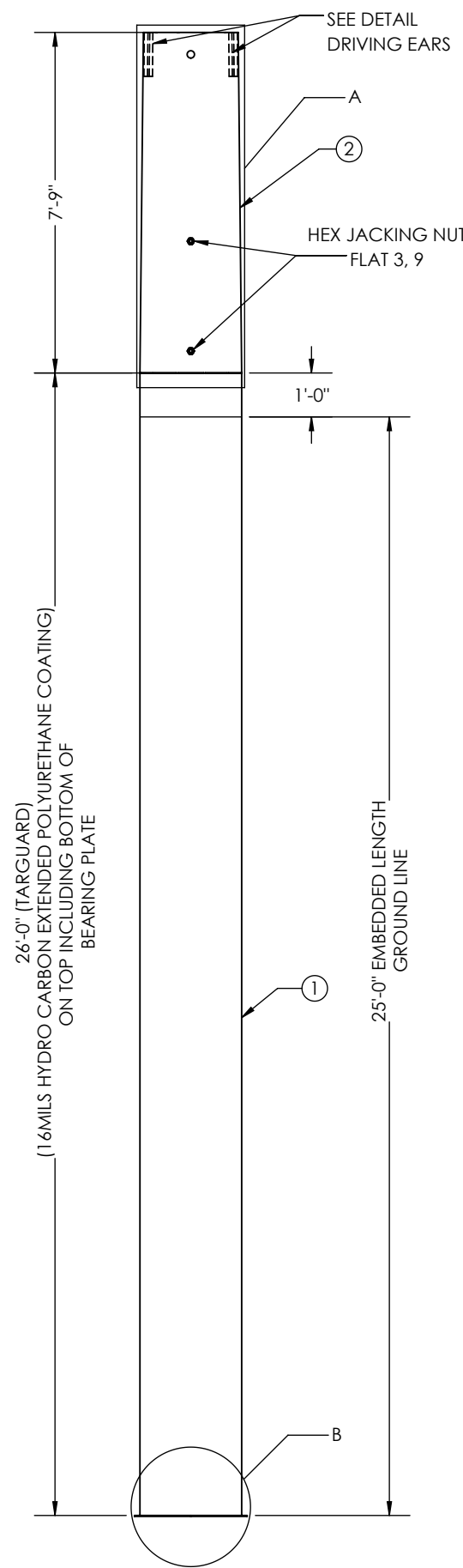
GUC
H10-70'
STR#: X
MM/YYYY
WEIGHT"XXXX
CHM# 22-10571
UGM : 765.86 FT-K

ID TAG DETAIL
3/8" ENGRAVED
X=68

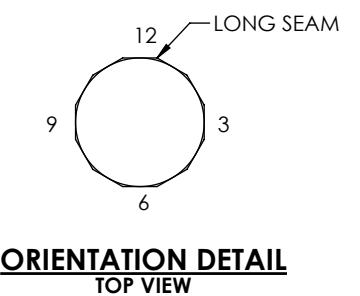
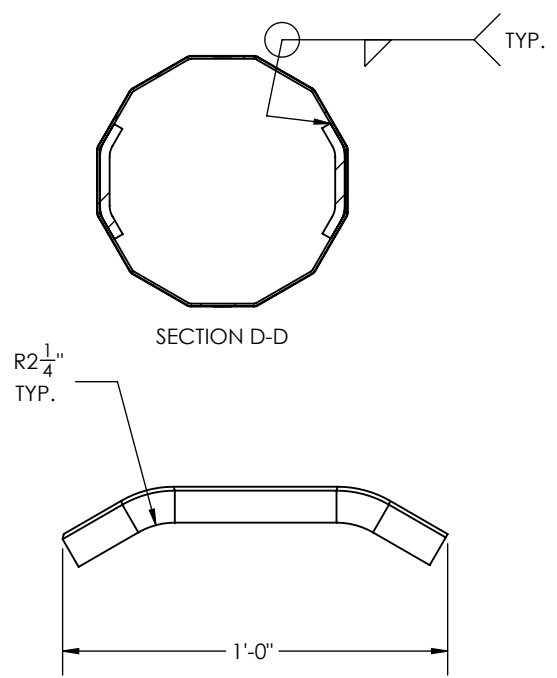
- GENERAL NOTES:
1. SHAFT DIMENSIONS ARE 12 SIDED MEASURED FLAT TO FLAT.
 2. ALL FULL PENETRATION WELDS TO BE U.T. INSPECTED.
 3. WELDING CODE AWS D1.1.
 4. PLASTIC PLUGS INSTALLED IN ALL TAPPED HOLES & NUTS.

QTY: 1

THIS DWG IS PROPERTY OF CHM INDUSTRIES AND CONTAINS PROPRIETARY INFORMATION WHICH MAY NOT BE COPIED OR REPRODUCED WITHOUT PRIOR WRITTEN CONSENT FROM CHM INDUSTRIES.		DIMENSIONS ARE IN INCHES UNLESS OTHERWISE SPECIFIED		SPECIFICATIONS		BY	DATE	JOB NO.	PART NO.	DWG NO.	REV.	
<p>700 E. MCCLEROY, SUITE A SAGINAW, TEXAS 76179 682.286.0046 PH 682.286.0086 FX CHMINDUSTRIES.COM</p>		BREAK ALL SHARP EDGES .005/.015. REMOVE ALL BURRS AND CHIPS		TOLERANCES UNLESS OTHERWISE SPECIFIED		CREATED: TG	06/23/2022	22-10571	10571-4300	22-10571-4300	-	
		GENERAL TOLERANCE: ±1/16		ANGULAR: ±0.5°		FINISH: GALVANIZED	CHK'D: -	-	-	-	-	-
		SCALE: NTS		B		THIRD ANGLE PROJECTION		DO NOT SCALE DRAWING		<p>GREENVILLE UTILITES COMISSION</p> <p>H10-70'</p>		



ITEM NO.	PART NUMBER	DESCRIPTION	MATERIAL	QTY.
1	10571-SECD024	SECTION POLE 27.81" X 27.81" X 0.25" X 26'-0"	A572 GR.65	1
2	10571-SECA020	SECTION, POLE, 27.81" X 25.92" X 0.25" X 7'-9"	A572 GR.65	1



TOTAL WEIGHT: 2806.00 lbs
INCLUDING 6% WEIGHT OF GALVANIZED

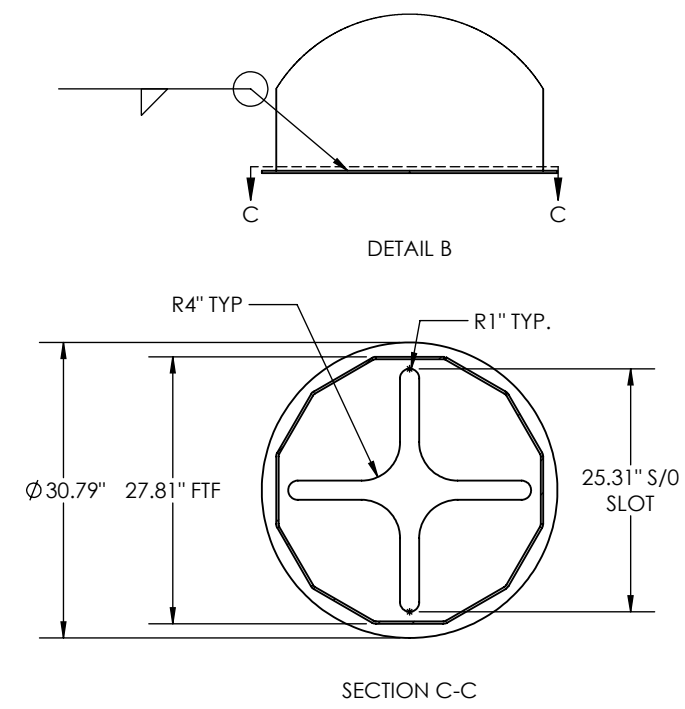
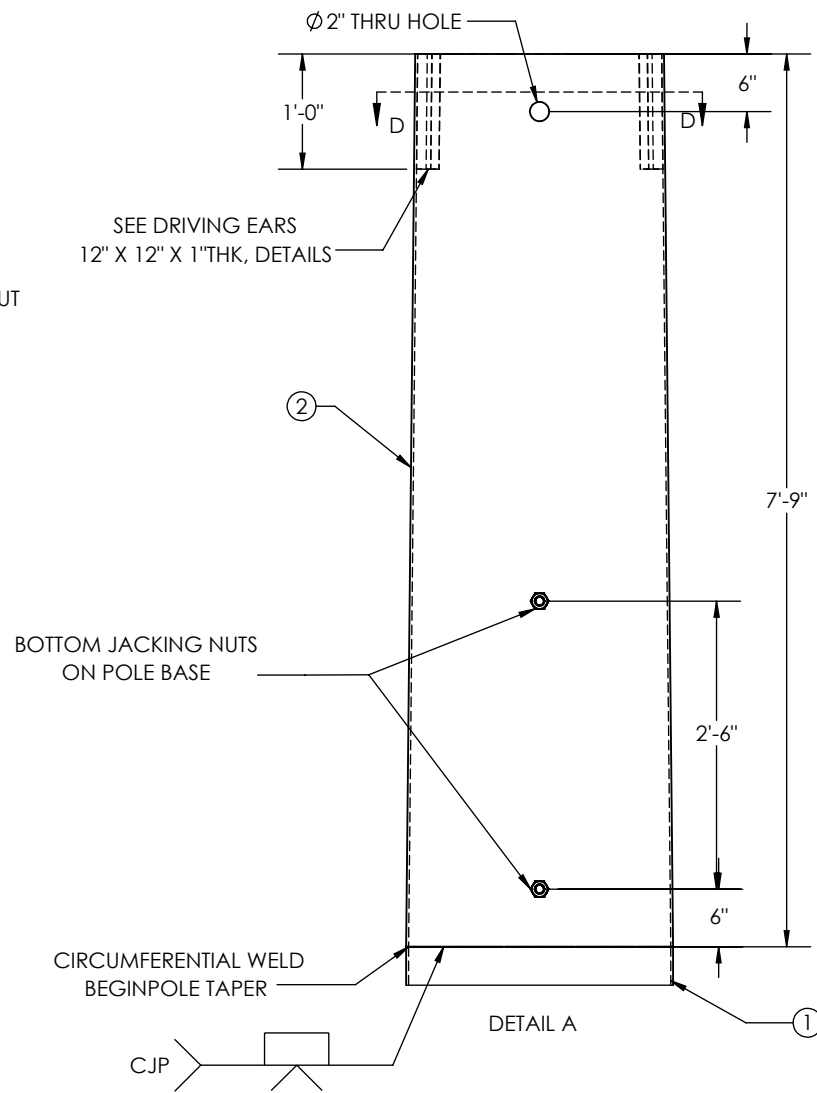
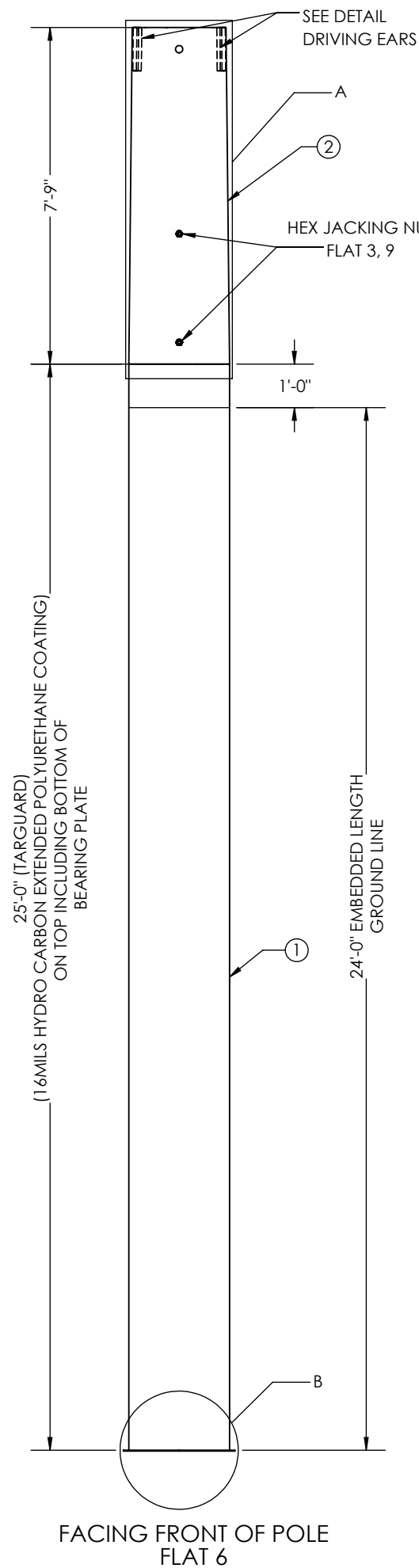
GUC
H10-75'
STR#: X
MM/YYYY
WEIGHT"XXXX
CHM# 22-10571
UGM : 838.81 FT-K

ID TAG DETAIL
3/8" ENGRAVED
X=26,158.32

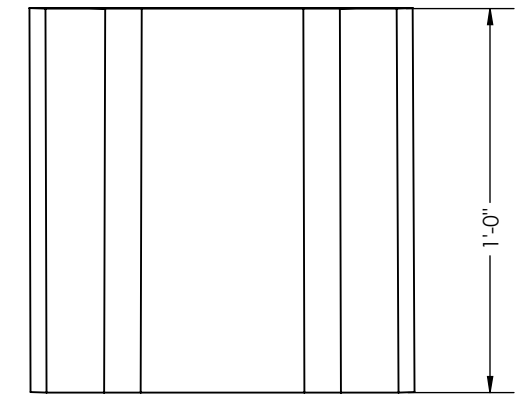
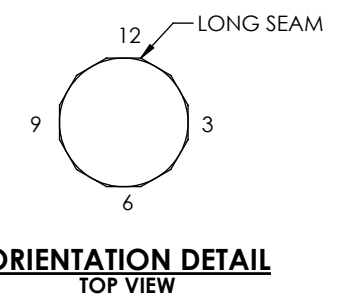
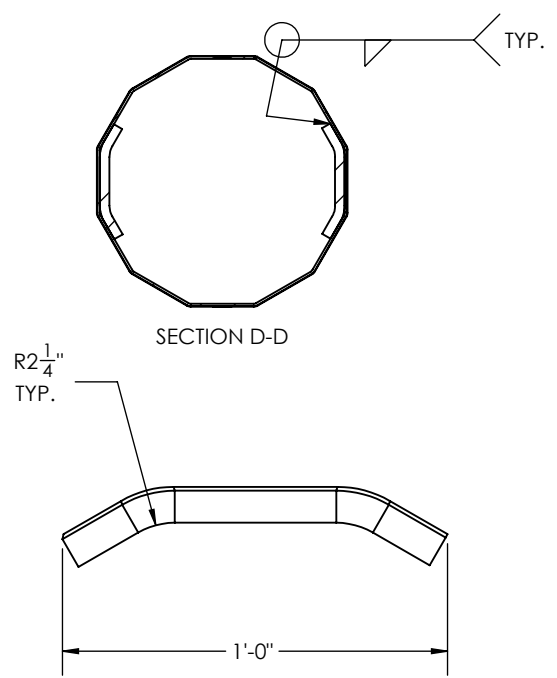
- GENERAL NOTES:
1. SHAFT DIMENSIONS ARE 12 SIDED MEASURED FLAT TO FLAT.
 2. ALL FULL PENETRATION WELDS TO BE U.T. INSPECTED.
 3. WELDING CODE AWS D1.1.
 4. PLASTIC PLUGS INSTALLED IN ALL TAPPED HOLES & NUTS.

QTY: 3

THIS DWG IS PROPERTY OF CHM INDUSTRIES AND CONTAINS PROPRIETARY INFORMATION WHICH MAY NOT BE COPIED OR REPRODUCED WITHOUT PRIOR WRITTEN CONSENT FROM CHM INDUSTRIES.		DIMENSIONS ARE IN INCHES UNLESS OTHERWISE SPECIFIED		SPECIFICATIONS MATERIAL: - FINISH: GALVANIZED SCALE: NTS B DO NOT SCALE DRAWING		BY: TG DATE: 10/17/2022		JOB NO.: 22-10571 PART NO.: 10571-4400 DWG NO.: 22-10571-4400 SHEET: 1 OF 1		REV.: A	
		700 E. MCCLEROY, SUITE A SAGINAW, TEXAS 76179 682.286.0046 PH 682.286.0086 FX CHMINDUSTRIES.COM		BREAK ALL SHARP EDGES .005/.015. REMOVE ALL BURRS AND CHIPS		TOLERANCES UNLESS OTHERWISE SPECIFIED GENERAL TOLERANCE: ±1/16 ANGULAR: ±0.5°		GREENVILLE UTILITES COMISSION H10-75'			



ITEM NO.	PART NUMBER	DESCRIPTION	MATERIAL	QTY.
1	10571-SECD025	SECTION POLE 27.81" X 27.81" X 0.25" X 25'-0"	A572 GR.65	1
2	10571-SECA020	SECTION, POLE, 27.81" X 25.92" X 0.25" X 7'-9"	A572 GR.65	1



TOTAL WEIGHT: 2726.20 lbs
INCLUDING 6% WEIGHT OF GALVANIZED

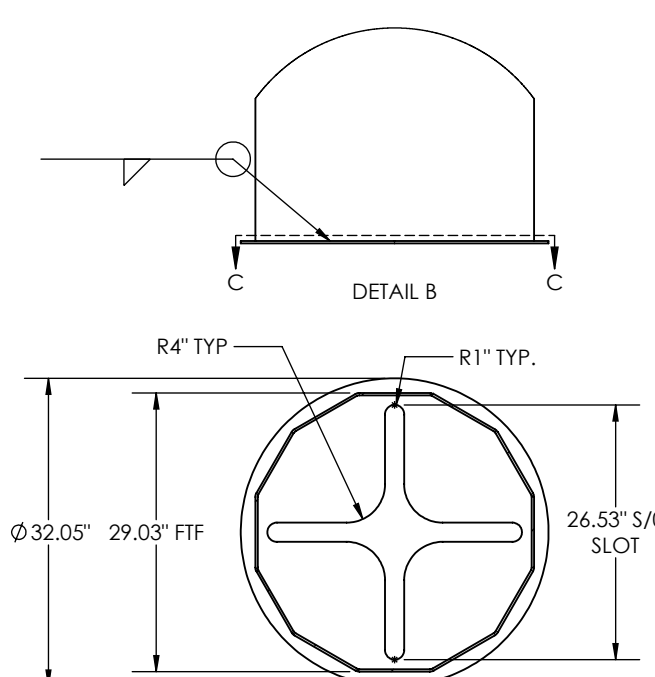
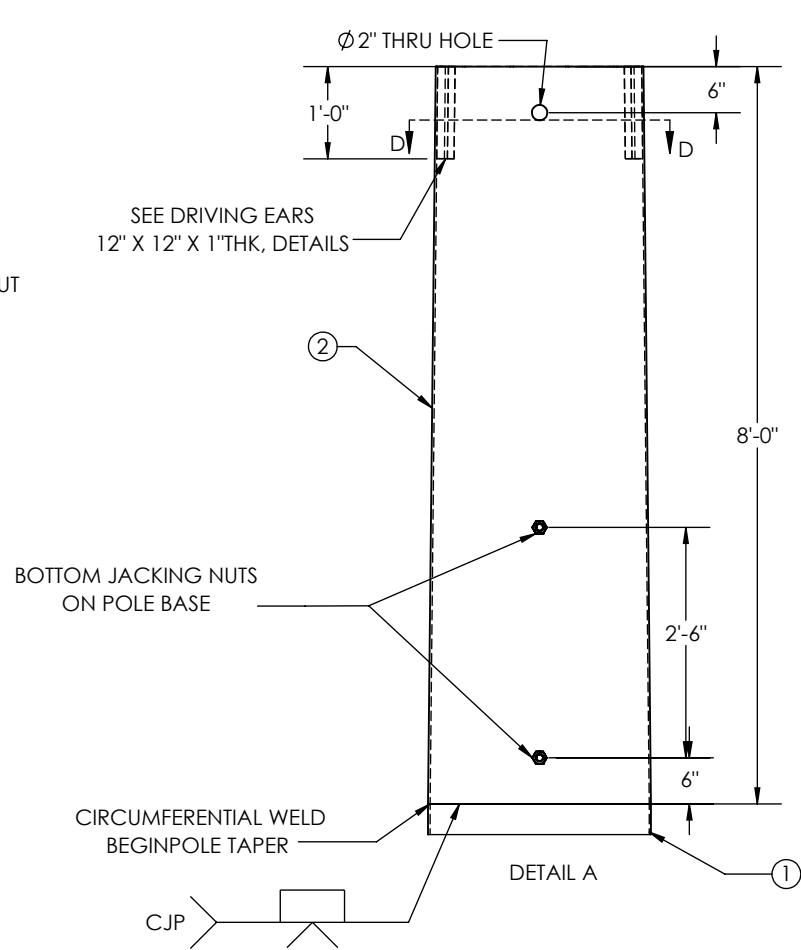
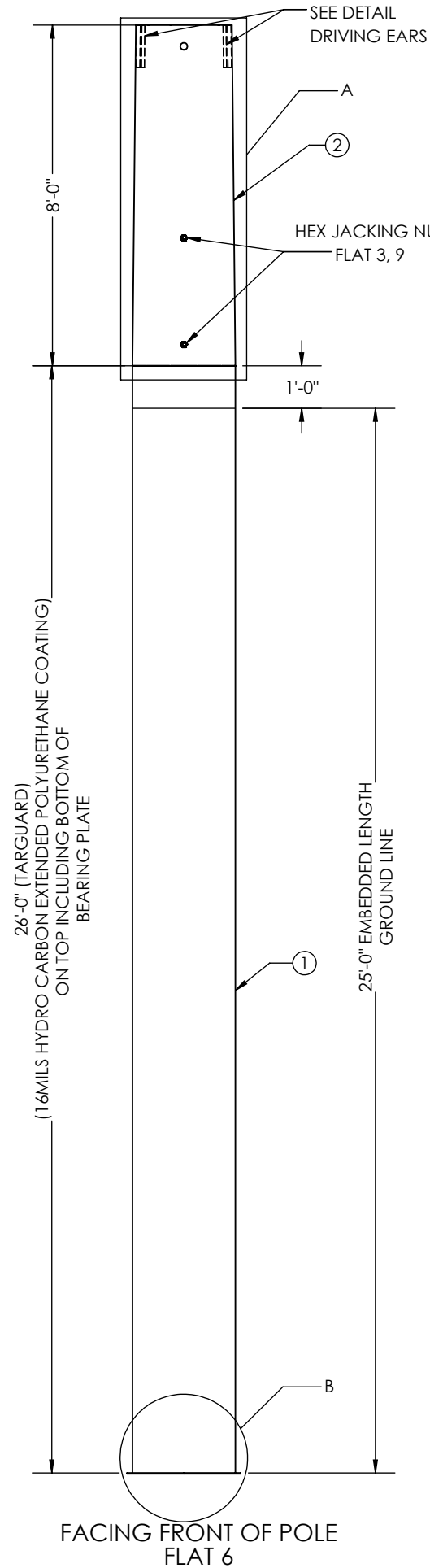
GUC
H10-75'
STR#: X
MM/YYYY
WEIGHT"XXXX
CHM# 22-10571
UGM : 838.81 FT-K

ID TAG DETAIL
3/8" ENGRAVED
X=91,94

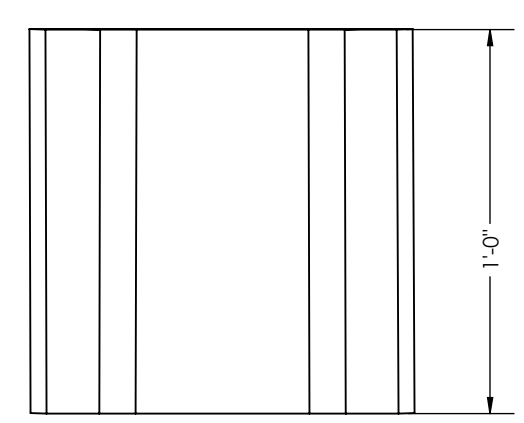
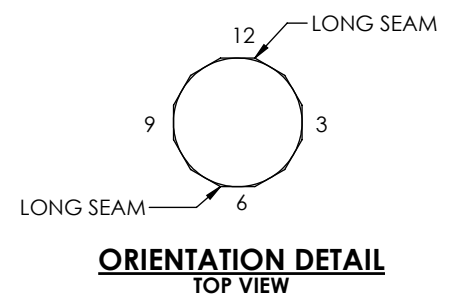
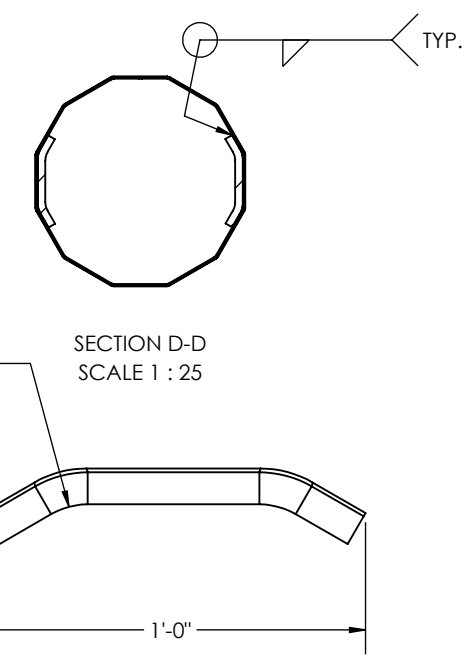
- GENERAL NOTES:
1. SHAFT DIMENSIONS ARE 12 SIDED MEASURED FLAT TO FLAT.
 2. ALL FULL PENETRATION WELDS TO BE U.T. INSPECTED.
 3. WELDING CODE AWS D1.1.
 4. PLASTIC PLUGS INSTALLED IN ALL TAPPED HOLES & NUTS.

QTY: 2

THIS DWG IS PROPERTY OF CHM INDUSTRIES AND CONTAINS PROPRIETARY INFORMATION WHICH MAY NOT BE COPIED OR REPRODUCED WITHOUT PRIOR WRITTEN CONSENT FROM CHM INDUSTRIES.		DIMENSIONS ARE IN INCHES UNLESS OTHERWISE SPECIFIED		SPECIFICATIONS		BY	DATE	JOB NO.	PART NO.	DWG NO.	REV.
<p>700 E. MCCLEROY, SUITE A SAGINAW, TEXAS 76179 682.286.0046 PH 682.286.0086 FX CHMINDUSTRIES.COM</p>		FINISH: GALVANIZED		CREATED: TG	06/23/2022	22-10571	10571-4400	22-10571-4400	SHEET: 1 OF 1	-	
		SCALE: NTS B		CHK'D: -	-	-	-	-	-	-	
		DO NOT SCALE DRAWING		TOLERANCES UNLESS OTHERWISE SPECIFIED		THIRD ANGLE PROJECTION		<p>GREENVILLE UTILITES COMISSION</p> <p>H10-75'</p>			
<p>BREAK ALL SHARP EDGES .005/.015.</p> <p>REMOVE ALL BURRS AND CHIPS</p>		GENERAL TOLERANCE: ±1/16		ANGULAR: ±0.5°							



ITEM NO.	PART NUMBER	DESCRIPTION	MATERIAL	QTY.
1	10571-SECD026	SECTION POLE 29.03" X 29.03" X 0.25" X 26'-0"	A572 GR.65	1
2	10571-SECA021	SECTION, POLE, 29.03" X 27.07" X 0.25" X 8'-0"	A572 GR.65	1



TOTAL WEIGHT: 2949.00 lbs
INCLUDING 6% WEIGHT OF GALVANIZED

GUC
 H10-80'
 STR#: X
 MM/YYYY
 WEIGHT"XXXX
 CHM# 22-10571
 UGM : 915.07 FT-K

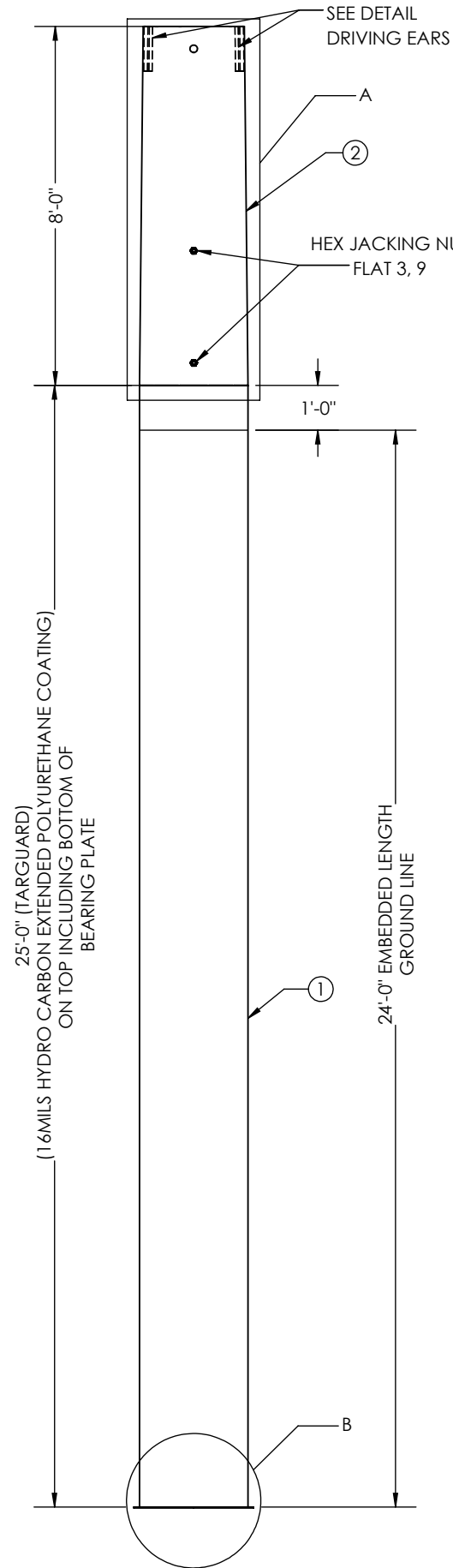
ID TAG DETAIL
 3/8" ENGRAVED
 X=14,15,19,28,30,33,34,58,60,73,74.

- GENERAL NOTES:
1. SHAFT DIMENSIONS ARE 12 SIDED MEASURED FLAT TO FLAT.
 2. ALL FULL PENETRATION WELDS TO BE U.T. INSPECTED.
 3. WELDING CODE AWS D1.1.
 4. PLASTIC PLUGS INSTALLED IN ALL TAPPED HOLES & NUTS.

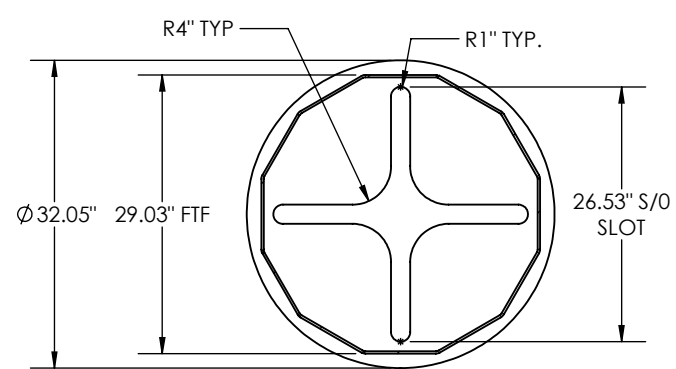
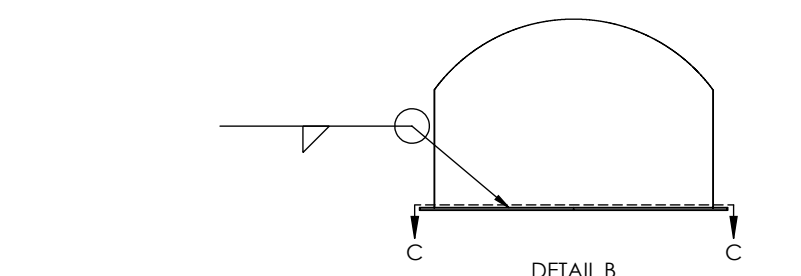
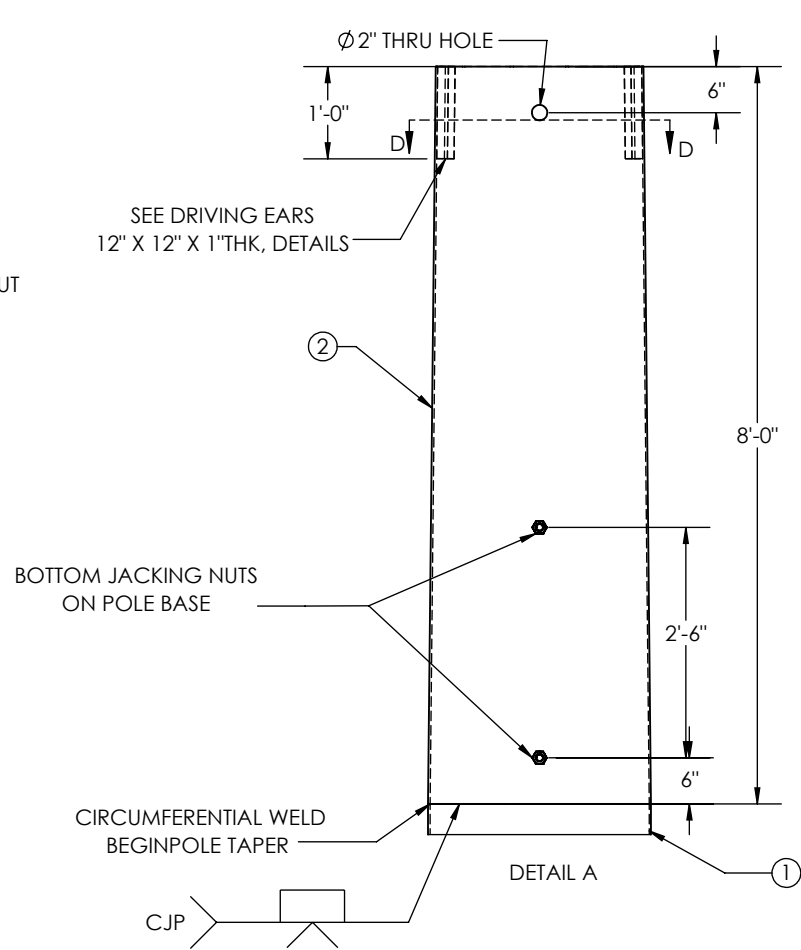
QTY: 11

<p>700 E. MCCLEROY, SUITE A SAGINAW, TEXAS 76179 682.286.0046 PH 682.286.0086 FX CHMINDUSTRIES.COM</p>	<p>DIMENSIONS ARE IN INCHES UNLESS OTHERWISE SPECIFIED</p> <p>TOLERANCES UNLESS OTHERWISE SPECIFIED</p> <p>GENERAL TOLERANCE: ±1/16 ANGULAR: ±0.5°</p>	SPECIFICATIONS		BY	DATE	JOB NO.	PART NO.	DWG NO.	REV.
		MATERIAL: -		CREATED: TG	06/23/2022	22-10571	10571-4500	22-10571-4500	-
		FINISH: GALVANIZED		CHK'D: -	-	-	-	-	-
		SCALE: NTS B		LAST REV.: -	-	-	-	-	-
DO NOT SCALE DRAWING		THIRD ANGLE PROJECTION							

GREENVILLE UTILITES COMISSION
 H10-80'



FACING FRONT OF POLE
FLAT 6



THIS DWG IS PROPERTY OF CHM INDUSTRIES AND CONTAINS PROPRIETARY INFORMATION WHICH MAY NOT BE COPIED OR REPRODUCED WITHOUT PRIOR WRITTEN CONSENT FROM CHM INDUSTRIES.

CHM INDUSTRIES

700 E. MCCLEROY, SUITE A
SAGINAW, TEXAS 76179
682.286.0046 PH
682.286.0086 FX
CHMINDUSTRIES.COM

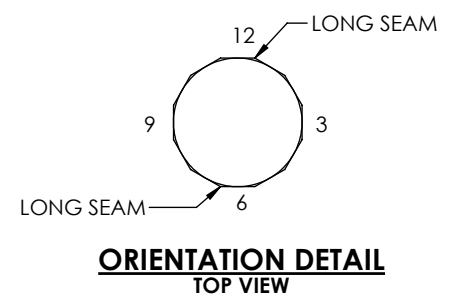
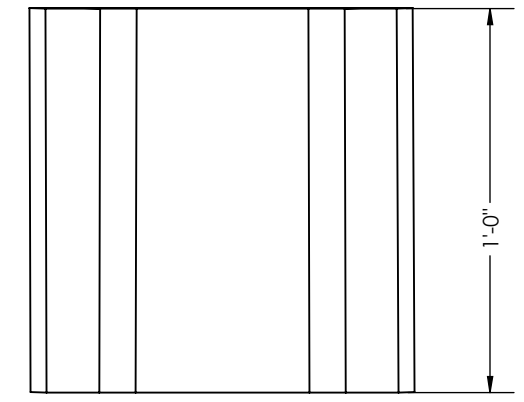
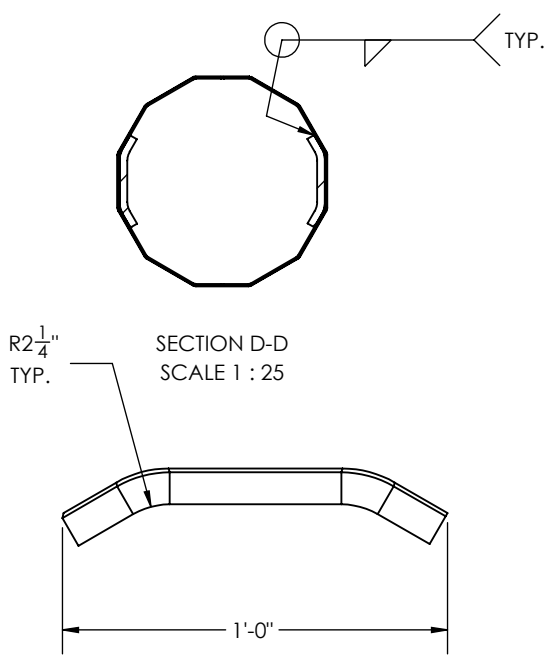
BREAK ALL SHARP EDGES .005/.015.
REMOVE ALL BURRS AND CHIPS

TOLERANCES UNLESS OTHERWISE SPECIFIED

GENERAL TOLERANCE: ±1/16
ANGULAR: ±0.5°

DIMENSIONS ARE IN INCHES UNLESS OTHERWISE SPECIFIED		SPECIFICATIONS		BY	DATE	JOB NO.	PART NO.	DWG NO.	REV.
		MATERIAL: -		CREATED: TG	06/23/2022	22-10571	10571-4500	22-10571-4500	-
		FINISH: GALVANIZED		CHK'D: -	-				
		SCALE: NTS B		LAST REV.: -	-				
		DO NOT SCALE DRAWING		THIRD ANGLE PROJECTION					

ITEM NO.	PART NUMBER	DESCRIPTION	MATERIAL	QTY.
1	10571-SECD027	SECTION POLE 29.03" X 29.03" X 0.25" X 25'-0"	A572 GR.65	1
2	10571-SECA021	SECTION, POLE, 29.03" X 27.07" X 0.25" X 8'-0"	A572 GR.65	1



TOTAL WEIGHT: 2865.30 lbs
INCLUDING 6% WEIGHT OF GALVANIZED

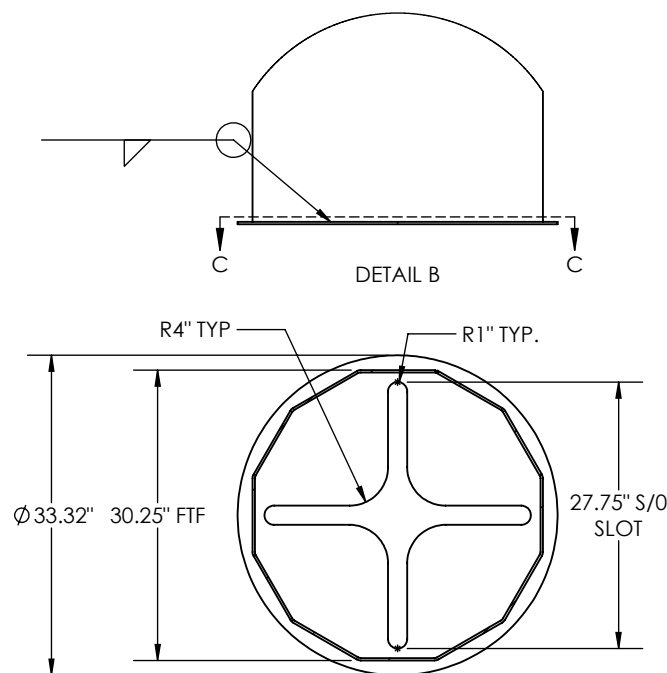
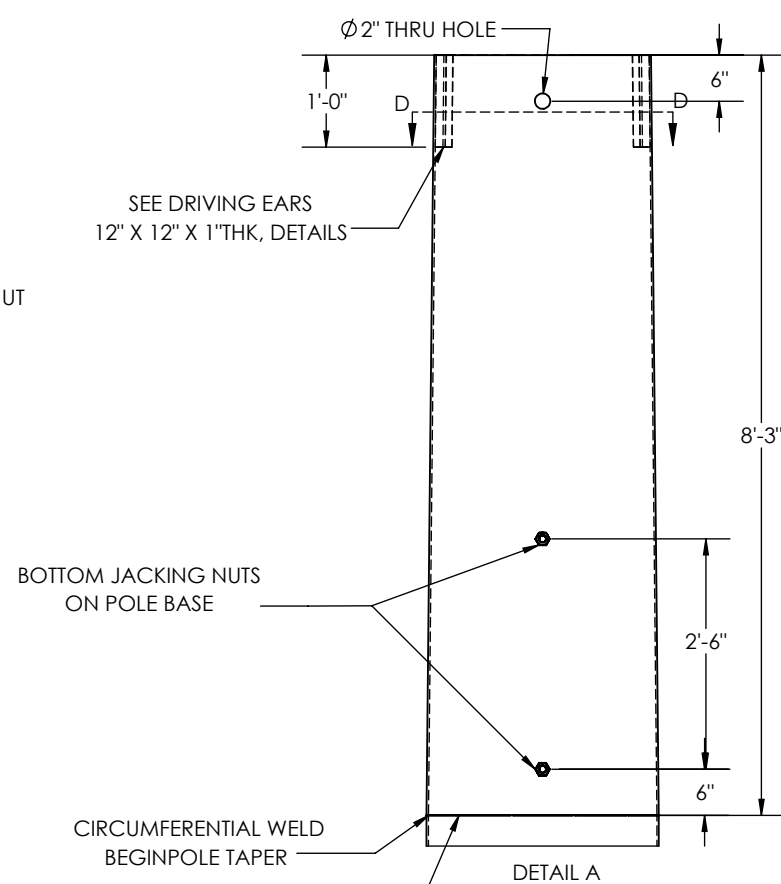
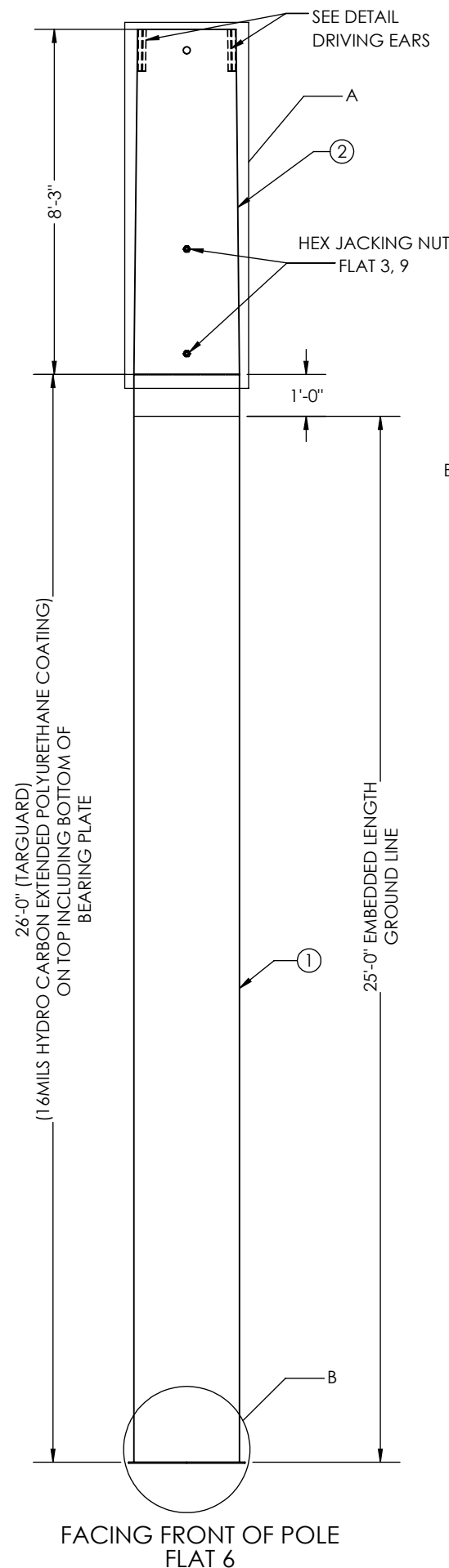
GUC
H10-80'
STR#: X
MM/YYYY
WEIGHT"XXXX
CHM# 22-10571
UGM : 915.07 FT-K

ID TAG DETAIL
3/8" ENGRAVED
X=37,112

- GENERAL NOTES:
1. SHAFT DIMENSIONS ARE 12 SIDED MEASURED FLAT TO FLAT.
 2. ALL FULL PENETRATION WELDS TO BE U.T. INSPECTED.
 3. WELDING CODE AWS D1.1.
 4. PLASTIC PLUGS INSTALLED IN ALL TAPPED HOLES & NUTS.

QTY: 2

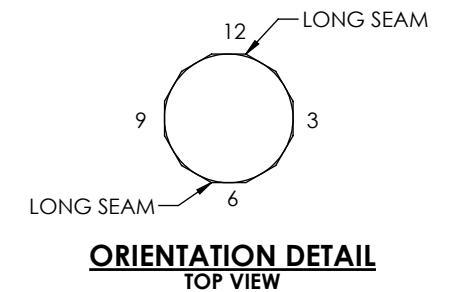
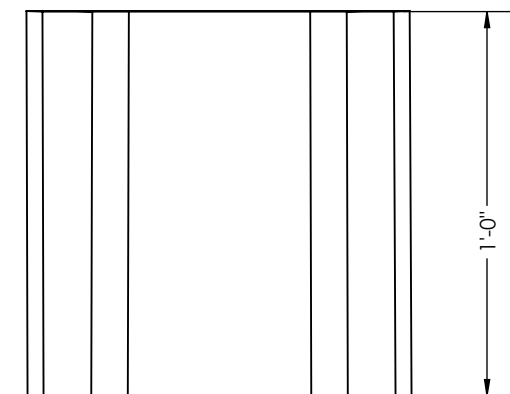
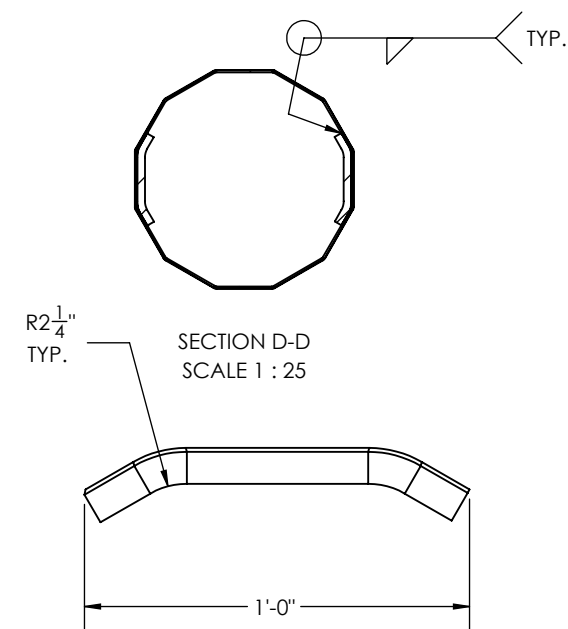
GREENVILLE UTILITES COMISSION
H10-80'



DIMENSIONS ARE IN INCHES UNLESS OTHERWISE SPECIFIED

SPECIFICATIONS		BY	DATE
MATERIAL: -		CREATED: TG	06/23/2022
FINISH: GALVANIZED		CHK'D: -	-
SCALE: NTS		LAST REV.: -	-
DO NOT SCALE DRAWING		THIRD ANGLE PROJECTION	

ITEM NO.	PART NUMBER	DESCRIPTION	MATERIAL	QTY.
1	10571-SECD028	SECTION POLE 30.25" X 30.25" X 0.25" X 26'-0"	A572 GR.65	1
2	10571-SECA022	SECTION, POLE, 30.25" X 28.23" X 0.25" X 8'-3"	A572 GR.65	1



TOTAL WEIGHT: 3093.20 lbs
INCLUDING 6% WEIGHT OF GALVANIZED

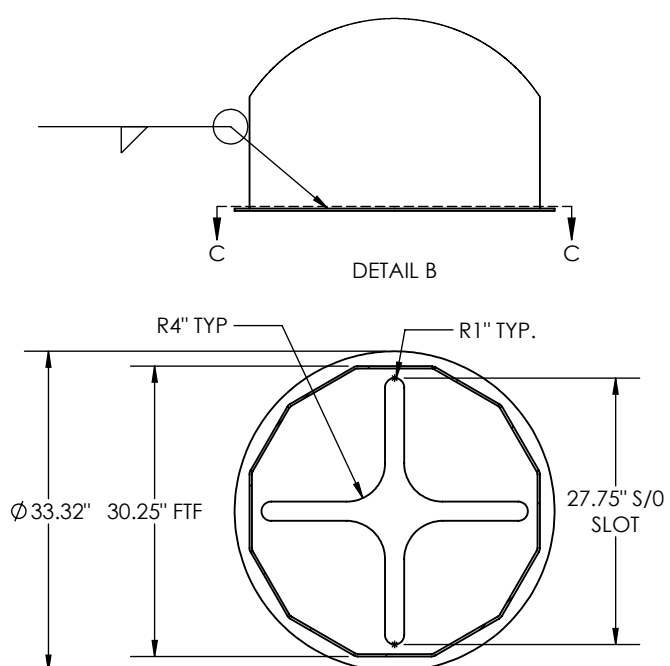
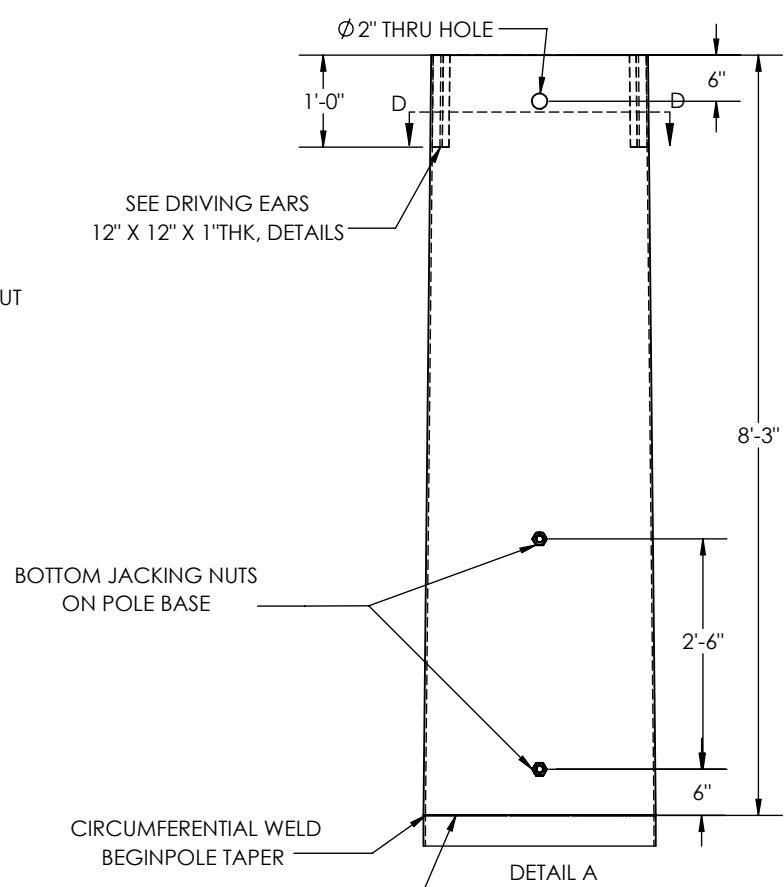
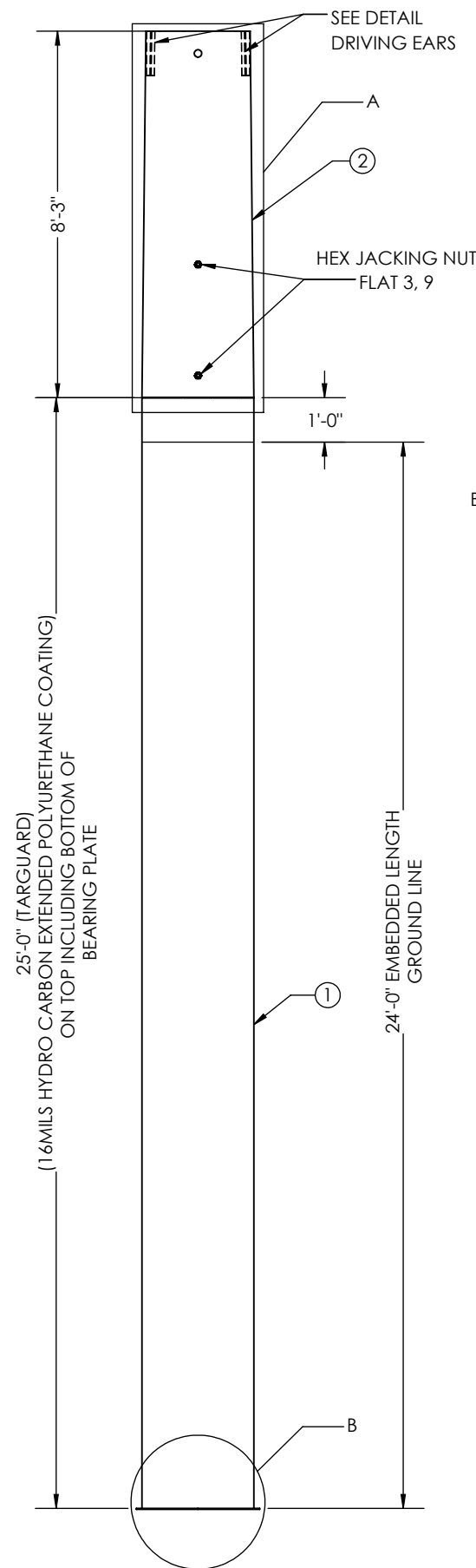
GUC
H10-85'
STR#: X
MM/YYYY
WEIGHT"XXXX
CHM# 22-10571
UGM : 994.64 FT-K

ID TAG DETAIL
3/8" ENGRAVED
X=43,47,57,144,

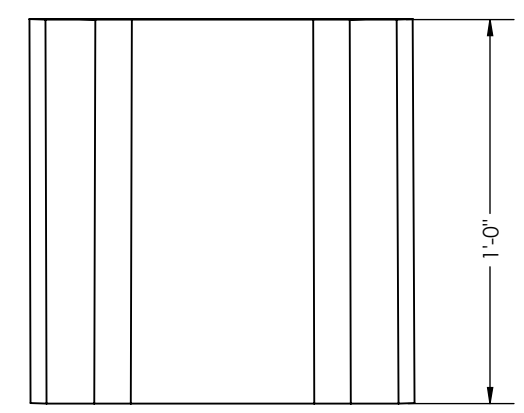
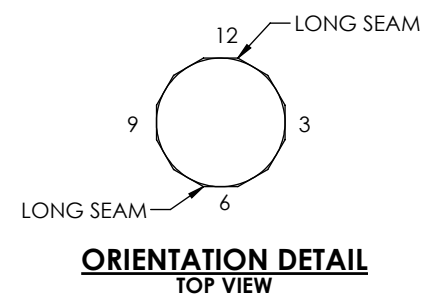
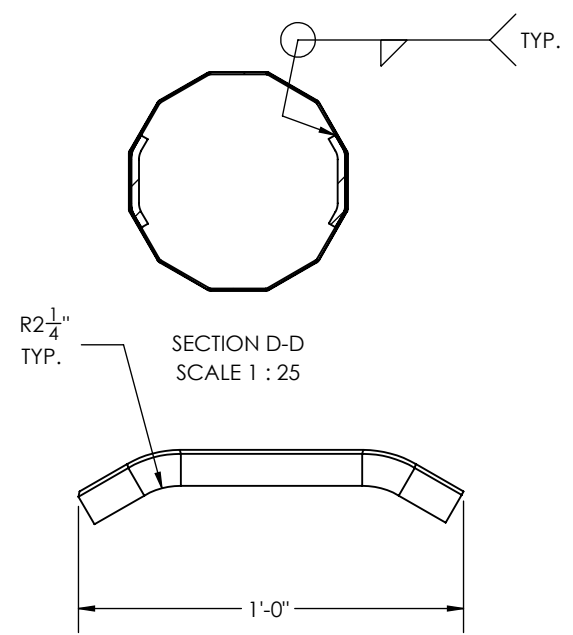
- GENERAL NOTES:
1. SHAFT DIMENSIONS ARE 12 SIDED MEASURED FLAT TO FLAT.
 2. ALL FULL PENETRATION WELDS TO BE U.T. INSPECTED.
 3. WELDING CODE AWS D1.1.
 4. PLASTIC PLUGS INSTALLED IN ALL TAPPED HOLES & NUTS.

QTY: 4

<p>THIS DWG IS PROPERTY OF CHM INDUSTRIES AND CONTAINS PROPRIETARY INFORMATION WHICH MAY NOT BE COPIED OR REPRODUCED WITHOUT PRIOR WRITTEN CONSENT FROM CHM INDUSTRIES.</p> <p>CHM INDUSTRIES</p> <p>700 E. MCCLEROY, SUITE A SAGINAW, TEXAS 76179 682.286.0046 PH 682.286.0086 FX CHMINDUSTRIES.COM</p>		<p>DIMENSIONS ARE IN INCHES UNLESS OTHERWISE SPECIFIED</p> <p>TOLERANCES UNLESS OTHERWISE SPECIFIED</p> <p>GENERAL TOLERANCE : ±1/16 ANGULAR : ±0.5°</p>	<p>SPECIFICATIONS</p> <p>MATERIAL: -</p> <p>FINISH: GALVANIZED</p> <p>SCALE: NTS</p> <p>DO NOT SCALE DRAWING</p>	<p>BY</p> <p>CREATED: TG</p> <p>CHK'D: -</p> <p>LAST REV.: -</p> <p>THIRD ANGLE PROJECTION</p>	<p>DATE</p> <p>06/23/2022</p> <p>-</p> <p>-</p>	<p>JOB NO.</p> <p>22-10571</p>	<p>PART NO.</p> <p>10571-4600</p>	<p>DWG NO.</p> <p>22-10571-4600</p> <p>SHEET: 1 OF 1</p>	<p>REV.</p> <p>-</p>
<p>GREENVILLE UTILITES COMISSION</p> <p>H10-85'</p>									



ITEM NO.	PART NUMBER	DESCRIPTION	MATERIAL	QTY.
1	10571-SECD029	SECTION POLE 30.25" X 30.25" X 0.25" X 25'-0"	A572 GR.65	1
2	10571-SECA022	SECTION, POLE, 30.25" X 28.23" X 0.25" X 8'-3"	A572 GR.65	1



TOTAL WEIGHT: 3006.50 lbs
INCLUDING 6% WEIGHT OF GALVANIZED

GUC
H10-85'
STR#: X
MM/YYYY
WEIGHT"XXXX
CHM# 22-10571
UGM : 994.64 FT-K

ID TAG DETAIL
3/8" ENGRAVED
X=134,138,

- GENERAL NOTES:
1. SHAFT DIMENSIONS ARE 12 SIDED MEASURED FLAT TO FLAT.
 2. ALL FULL PENETRATION WELDS TO BE U.T. INSPECTED.
 3. WELDING CODE AWS D1.1.
 4. PLASTIC PLUGS INSTALLED IN ALL TAPPED HOLES & NUTS.

QTY: 2

SECTION C-C

THIS DWG IS PROPERTY OF CHM INDUSTRIES AND CONTAINS PROPRIETARY INFORMATION WHICH MAY NOT BE COPIED OR REPRODUCED WITHOUT PRIOR WRITTEN CONSENT FROM CHM INDUSTRIES.

CHM INDUSTRIES

700 E. MCCLEROY, SUITE A
SAGINAW, TEXAS 76179
682.286.0046 PH
682.286.0086 FX
CHMINDUSTRIES.COM

DIMENSIONS ARE IN INCHES UNLESS OTHERWISE SPECIFIED

SPECIFICATIONS

MATERIAL: -

FINISH: GALVANIZED

SCALE: NTS B

DO NOT SCALE DRAWING

BY: TG

DATE: 06/23/2022

CHM ID: -

LAST REV.: -

THIRD ANGLE PROJECTION

GENERAL TOLERANCE: ±1/16

ANGULAR: ±0.5°

TOLERANCES UNLESS OTHERWISE SPECIFIED

JOB NO. 22-10571

PART NO. 10571-4600

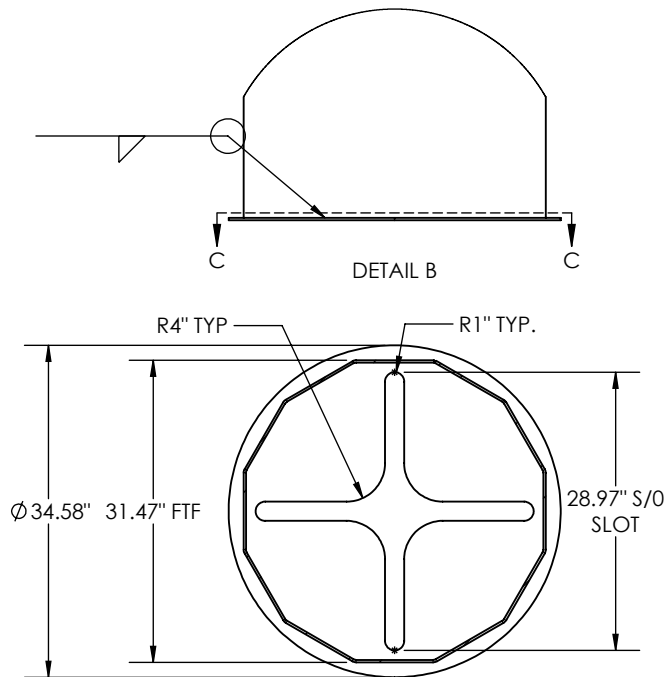
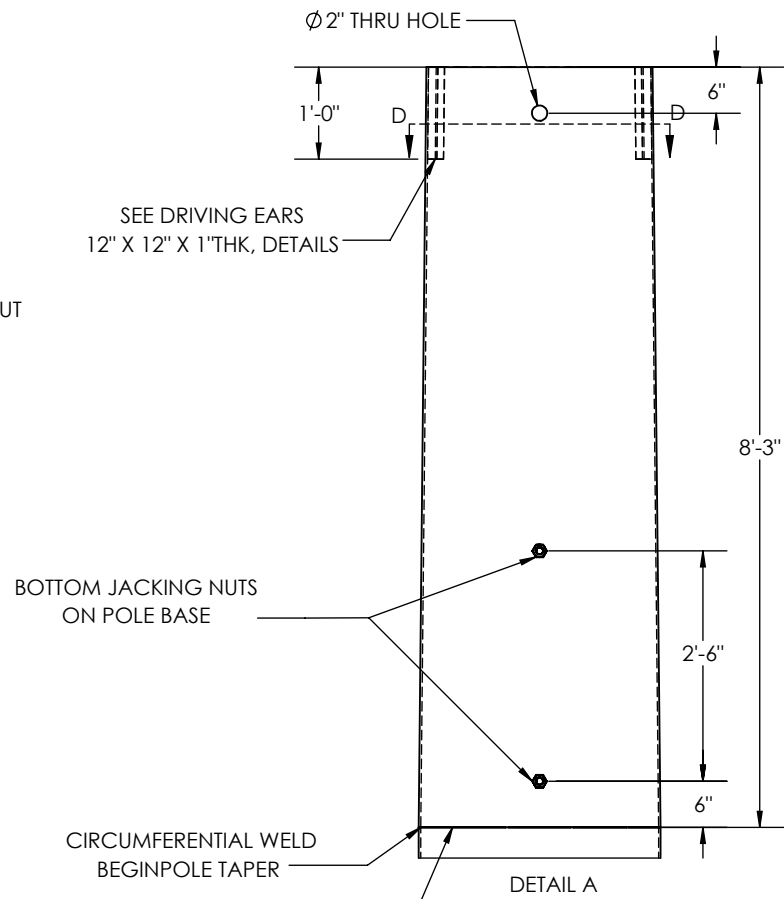
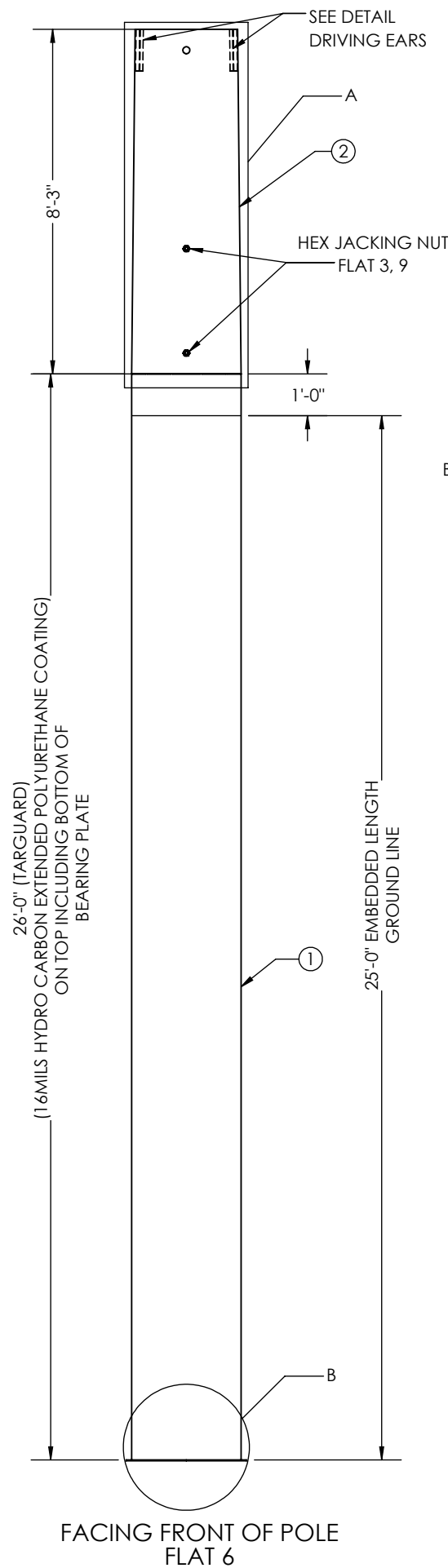
DWG NO. 22-10571-4600

SHEET: 1 OF 1

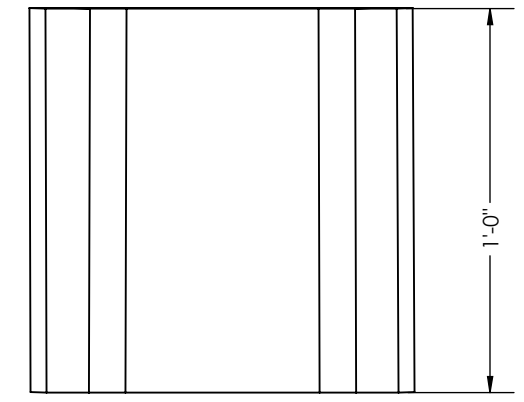
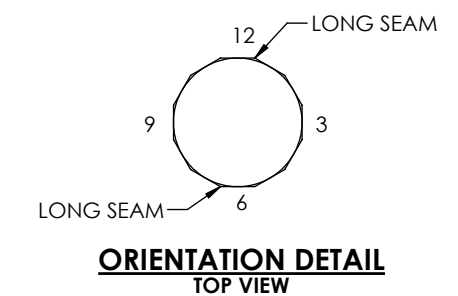
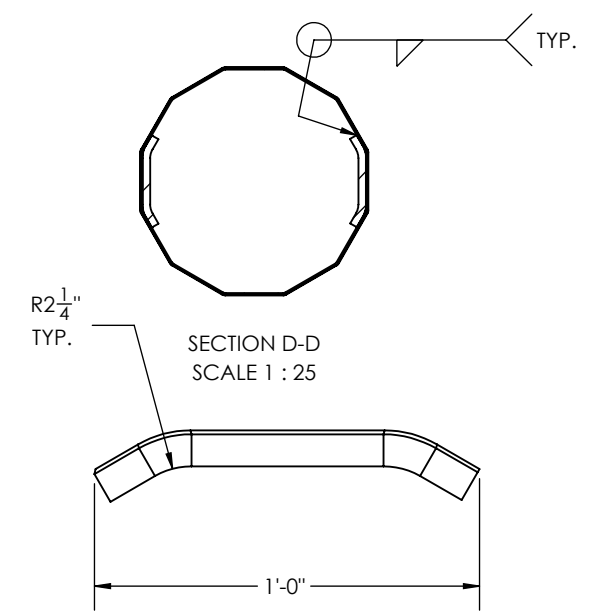
REV. -

GREENVILLE UTILITES COMMISSION

H10-85'



ITEM NO.	PART NUMBER	DESCRIPTION	MATERIAL	QTY.
1	10571-SECD030	SECTION POLE 31.47" X 31.47" X 0.25" X 26'-0"	A572 GR.65	1
2	10571-SECA023	SECTION, POLE, 31.47" X 29.45" X 0.25" X 8'-3"	A572 GR.65	1



TOTAL WEIGHT: 3219.00 lbs
INCLUDING 6% WEIGHT OF GALVANIZED

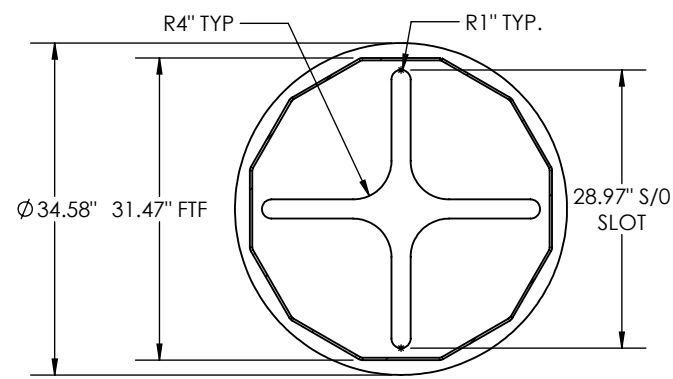
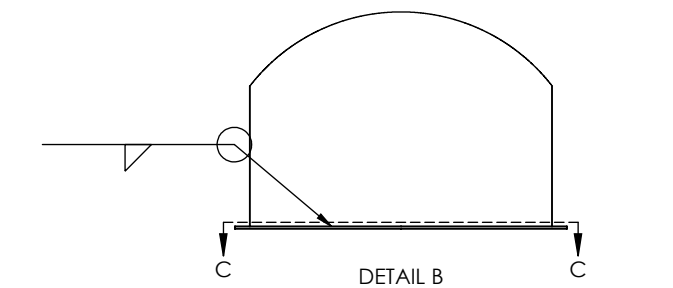
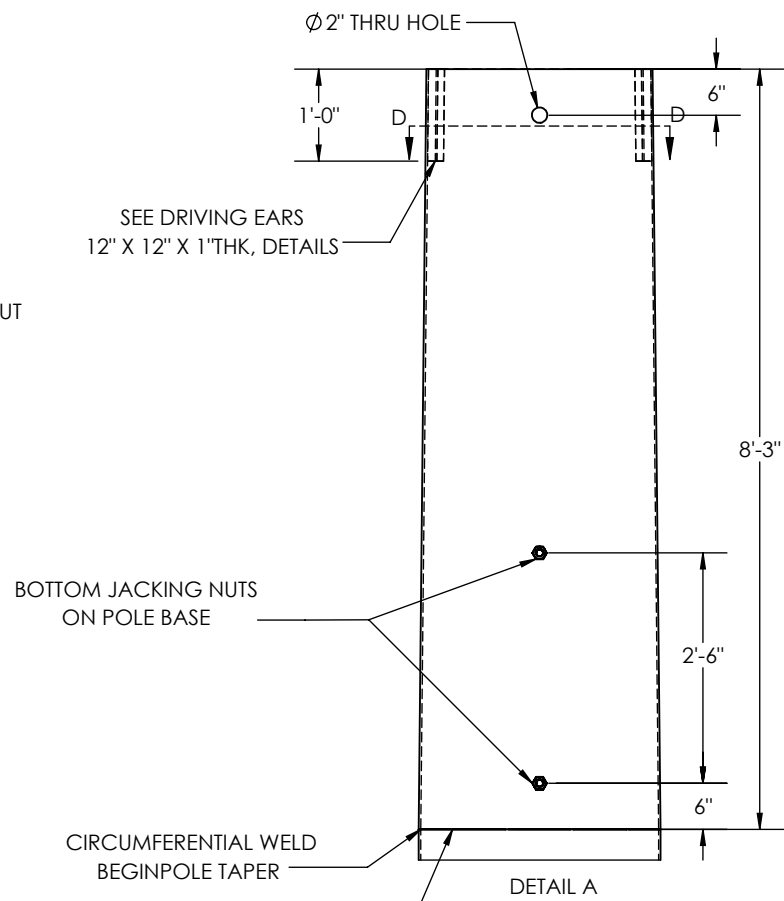
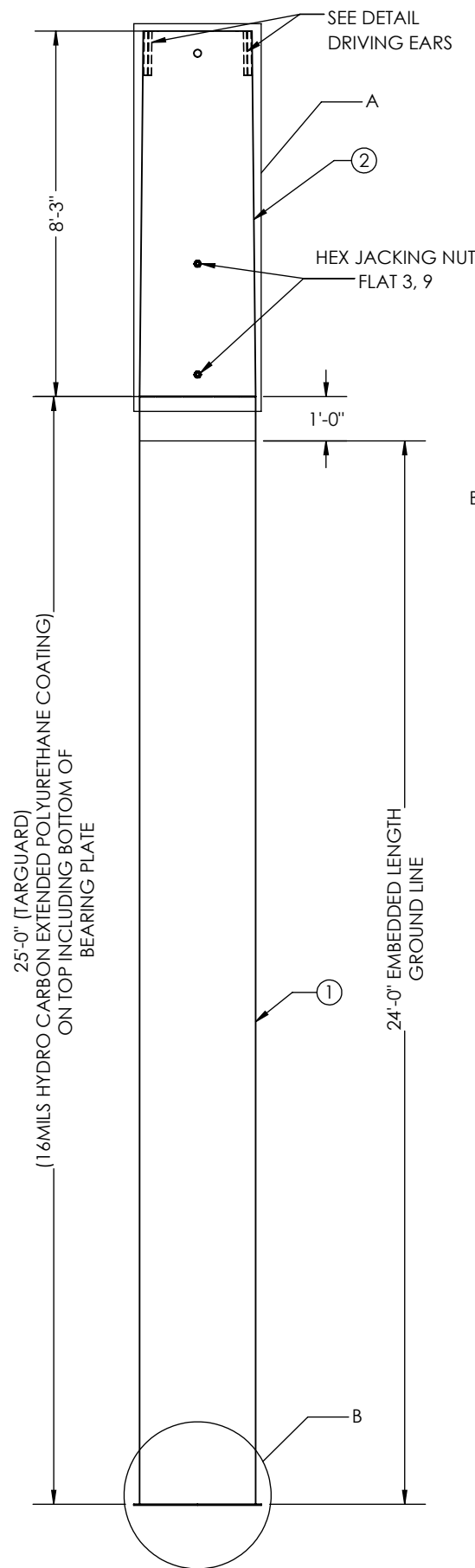
GUC
H10-90'
STR#: X
MM/YYYY
WEIGHT"XXXX
CHM# 22-10571
UGM : 1057.95 FT-K

ID TAG DETAIL
3/8" ENGRAVED
X=48,53,54,121,

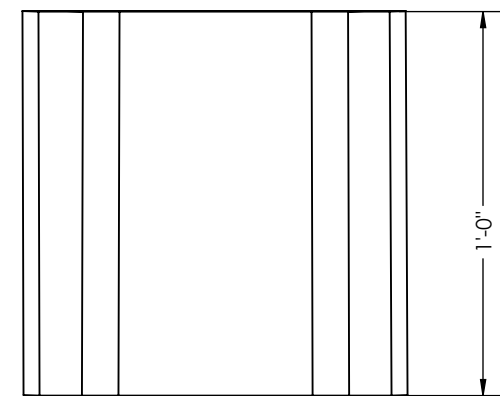
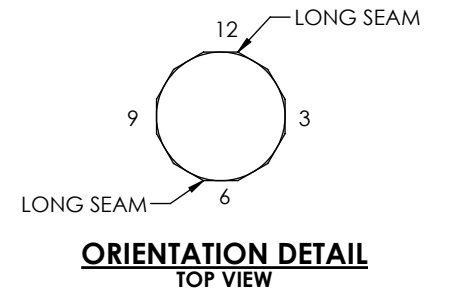
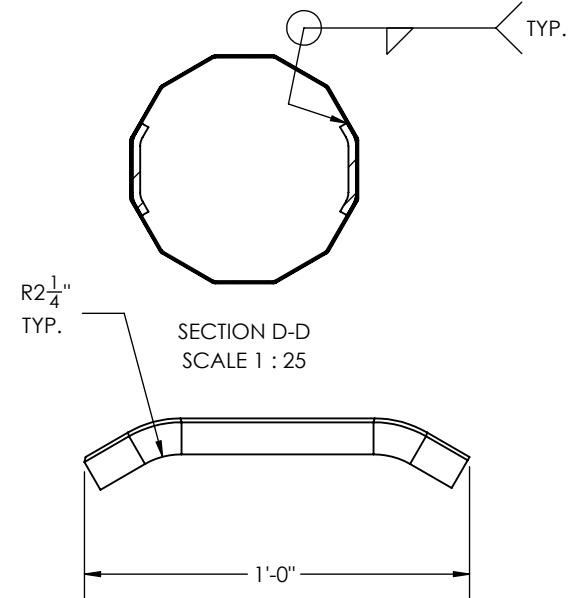
- GENERAL NOTES:
1. SHAFT DIMENSIONS ARE 12 SIDED MEASURED FLAT TO FLAT.
 2. ALL FULL PENETRATION WELDS TO BE U.T. INSPECTED.
 3. WELDING CODE AWS D1.1.
 4. PLASTIC PLUGS INSTALLED IN ALL TAPPED HOLES & NUTS.

QTY: 4

THIS DWG IS PROPERTY OF CHM INDUSTRIES AND CONTAINS PROPRIETARY INFORMATION WHICH MAY NOT BE COPIED OR REPRODUCED WITHOUT PRIOR WRITTEN CONSENT FROM CHM INDUSTRIES.		DIMENSIONS ARE IN INCHES UNLESS OTHERWISE SPECIFIED		SPECIFICATIONS MATERIAL: - FINISH: GALVANIZED SCALE: NTS B DO NOT SCALE DRAWING		BY: TG DATE: 06/23/2022		JOB NO.: 22-10571 PART NO.: 10571-4700 DWG NO.: 22-10571-4700 SHEET: 1 OF 1		REV.: -	
		700 E. MCCLEROY, SUITE A SAGINAW, TEXAS 76179 682.286.0046 PH 682.286.0086 FX CHMINDUSTRIES.COM		BREAK ALL SHARP EDGES .005/.015. REMOVE ALL BURRS AND CHIPS		TOLERANCES UNLESS OTHERWISE SPECIFIED GENERAL TOLERANCE: ±1/16 ANGULAR: ±0.5°		GREENVILLE UTILITES COMISSION H10-90'			



ITEM NO.	PART NUMBER	DESCRIPTION	MATERIAL	QTY.
1	10571-SECD031	SECTION POLE 31.47" X 31.47" X 0.25" X 25'-0"	A572 GR.65	1
2	10571-SECA023	SECTION, POLE, 31.47" X 29.45" X 0.25" X 8'-3"	A572 GR.65	1



TOTAL WEIGHT: 3219.00 lbs
INCLUDING 6% WEIGHT OF GALVANIZED

GUC
H10-90'
STR#: X
MM/YYYY
WEIGHT"XXXX
CHM# 22-10571
UGM : 1057.95 FT-K

ID TAG DETAIL
3/8" ENGRAVED
X=119,

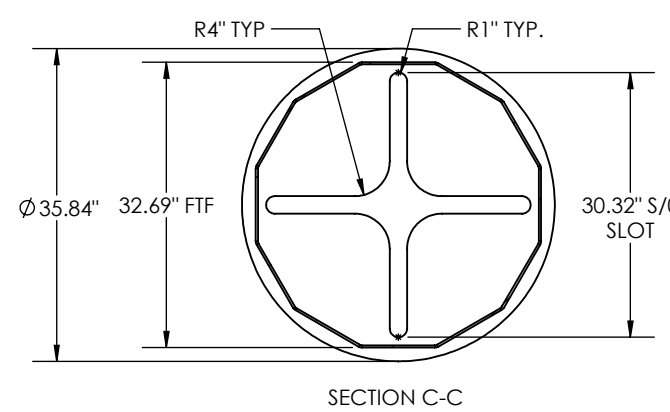
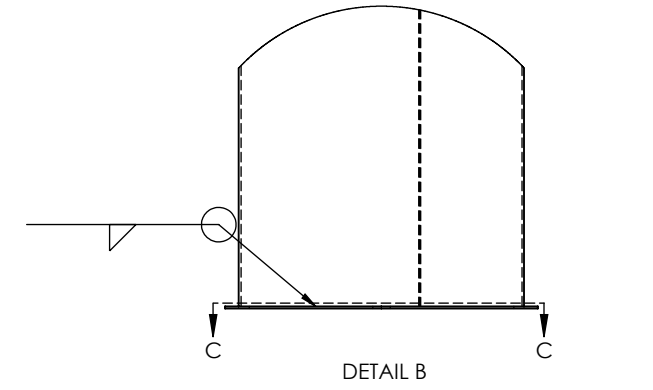
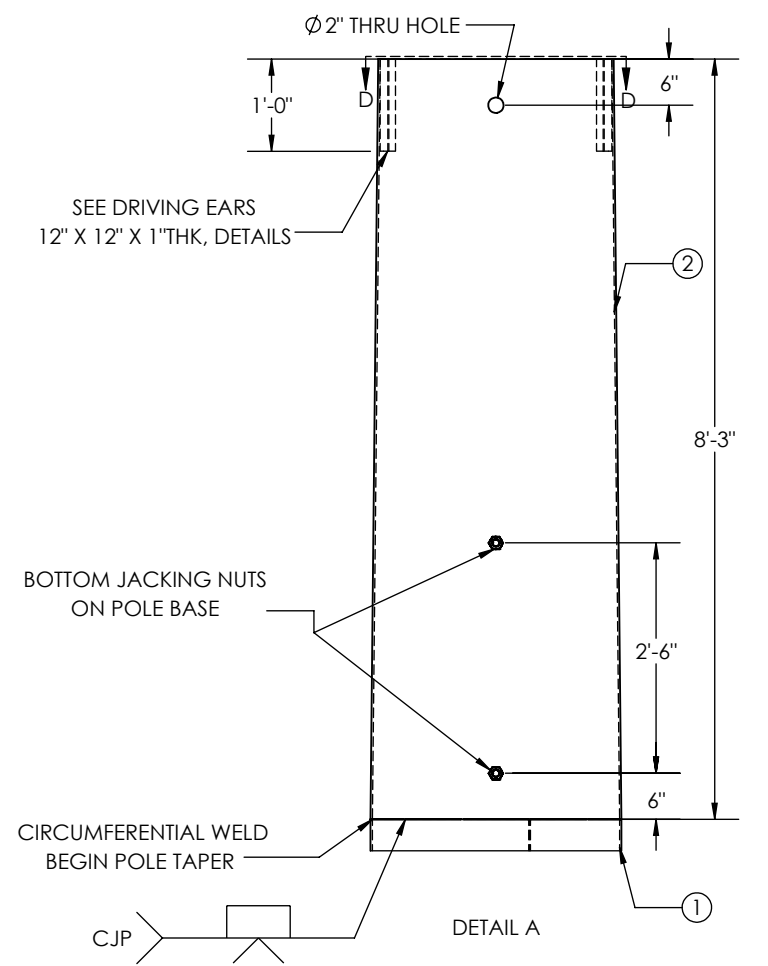
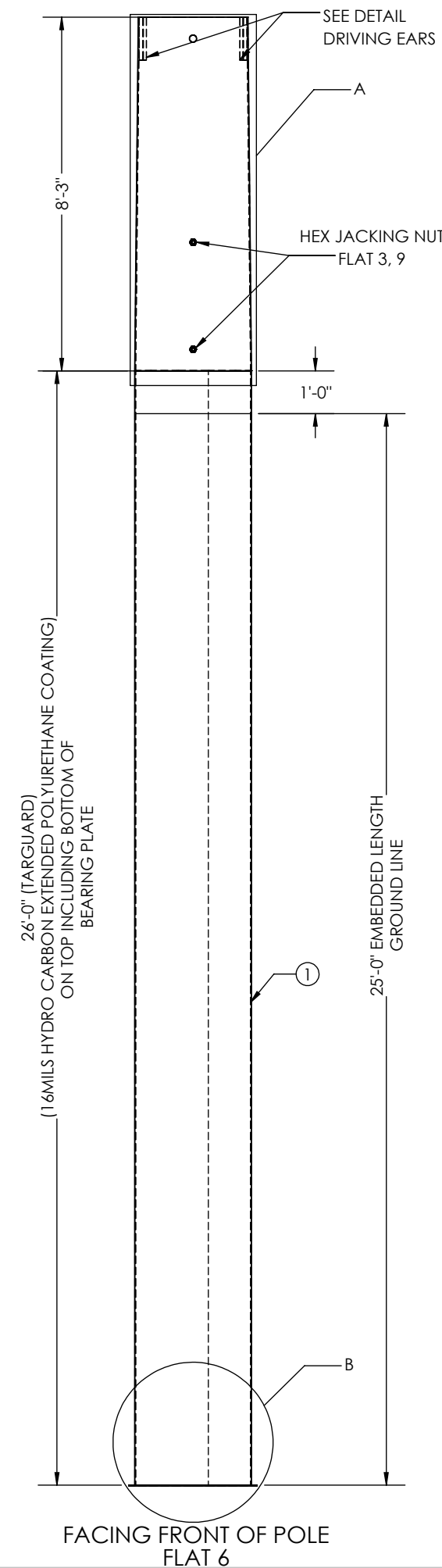
- GENERAL NOTES:
1. SHAFT DIMENSIONS ARE 12 SIDED MEASURED FLAT TO FLAT.
 2. ALL FULL PENETRATION WELDS TO BE U.T. INSPECTED.
 3. WELDING CODE AWS D1.1.
 4. PLASTIC PLUGS INSTALLED IN ALL TAPPED HOLES & NUTS.

QTY: 1


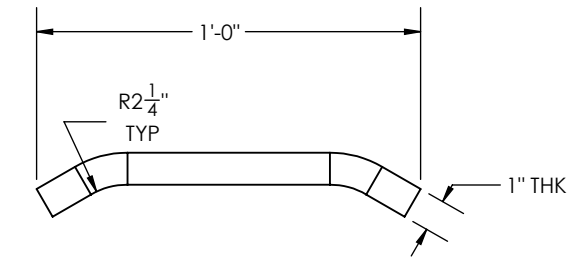
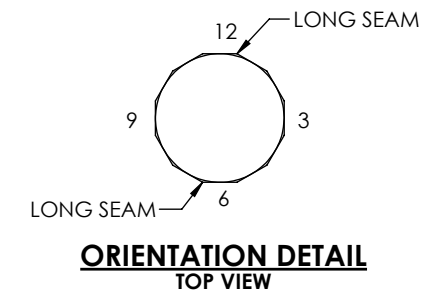
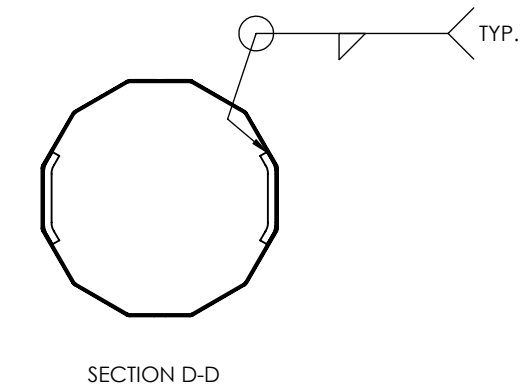
THIS DWG IS PROPERTY OF CHM INDUSTRIES AND CONTAINS PROPRIETARY INFORMATION WHICH MAY NOT BE COPIED OR REPRODUCED WITHOUT PRIOR WRITTEN CONSENT FROM CHM INDUSTRIES.		DIMENSIONS ARE IN INCHES UNLESS OTHERWISE SPECIFIED		SPECIFICATIONS		BY	DATE	JOB NO.	PART NO.	DWG NO.	REV.	
<p>700 E. MCCLEROY, SUITE A SAGINAW, TEXAS 76179 682.286.0046 PH 682.286.0086 FX CHMINDUSTRIES.COM</p>		BREAK ALL SHARP EDGES .005/.015. REMOVE ALL BURRS AND CHIPS		TOLERANCES UNLESS OTHERWISE SPECIFIED		CREATED: TG	06/23/2022	22-10571	10571-4700	22-10571-4700	-	
		GENERAL TOLERANCE: ±1/16		ANGULAR: ±0.5°		FINISH: GALVANIZED	CHKD: -	-	-	-	-	-
		DO NOT SCALE DRAWING		THIRD ANGLE PROJECTION		SCALE: NTS	B					

GREENVILLE UTILITES COMISSION

H10-90'



ITEM NO.	PART NUMBER	DESCRIPTION	MATERIAL	QTY.
1	10571-SECD04	SECTION POLE 32.69" X 32.69" X 0.25" X 26'-0"	A572 GR.65	1
2	10571-SECA024	SECTION, POLE, 32.69"X30.67"X0.2500"X8'-3"	A572 GR.65	1



**TOTAL WEIGHT: 3,345 lbs
INCLUDING 6% WEIGHT OF GALVANIZED**

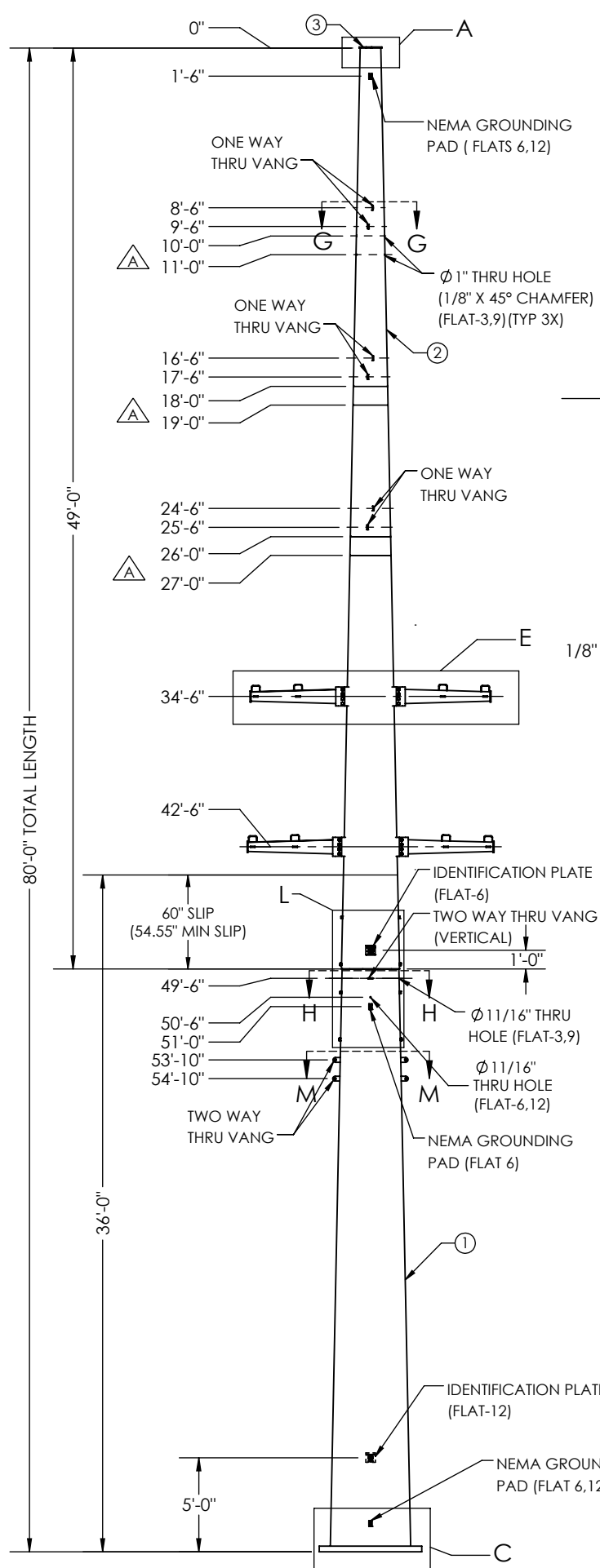
GUC
H10-95'
STR#: X
MM/YYYY
WEIGHT*XXXX
CHM# 22-10571
UGM : 1119.65 FT-K

ID TAG DETAIL
3/8" ENGRAVED
X= 51

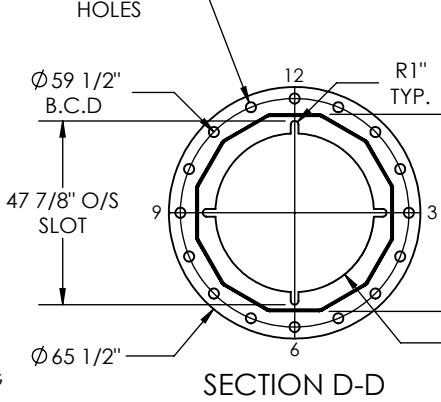
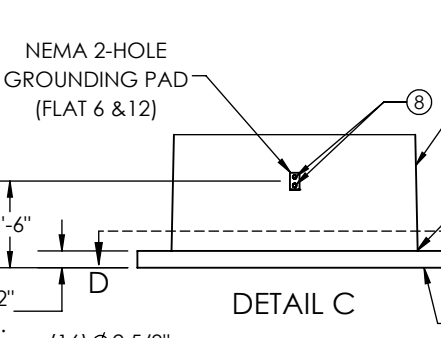
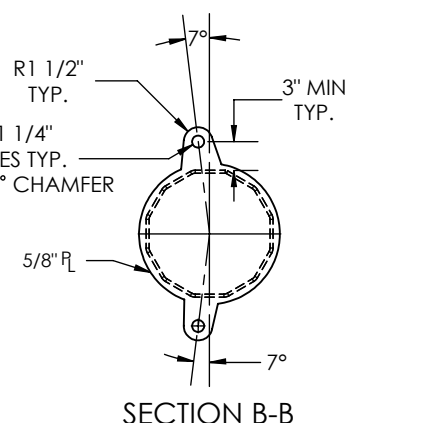
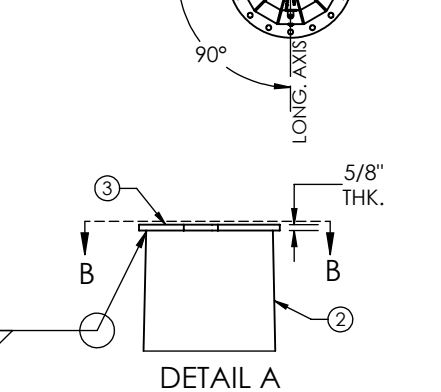

- GENERAL NOTES:
1. SHAFT DIMENSIONS ARE 12 SIDED MEASURED FLAT TO FLAT.
 2. ALL FULL PENETRATION WELDS TO BE U.T. INSPECTED.
 3. WELDING CODE AWS D1.1.
 4. PLASTIC PLUGS INSTALLED IN ALL TAPPED HOLES & NUTS.

QTY: 1

<p>THIS DWG IS PROPERTY OF CHM INDUSTRIES AND CONTAINS PROPRIETARY INFORMATION WHICH MAY NOT BE COPIED OR REPRODUCED WITHOUT PRIOR WRITTEN CONSENT FROM CHM INDUSTRIES.</p> <p>CHM INDUSTRIES</p> <p>700 E. MCCLEROY, SUITE A SAGINAW, TEXAS 76179 682.286.0046 PH 682.286.0086 FX CHMINDUSTRIES.COM</p>		<p>DIMENSIONS ARE IN INCHES UNLESS OTHERWISE SPECIFIED</p> <p>TOLERANCES UNLESS OTHERWISE SPECIFIED</p> <p>GENERAL TOLERANCE: ±1/16 ANGULAR: ±0.5°</p>	<p>SPECIFICATIONS</p> <p>MATERIAL: -</p> <p>FINISH: GALVANIZED</p> <p>SCALE: NTS B</p> <p>DO NOT SCALE DRAWING</p>	<p>BY: SR</p> <p>DATE: 06/18/2022</p> <p>CHKD: -</p> <p>LAST REV.: -</p> <p>THIRD ANGLE PROJECTION</p>	<p>JOB NO.: 22-10571</p> <p>PART NO.: 10571-4800</p> <p>DWG NO.: 22-10571-4800-H10-95</p> <p>SHEET: 1 OF 1</p>	<p>GREENVILLE UTILITES COMMISSION</p> <p>H10-95'</p>	<p>REV.:</p>
---	--	--	--	--	--	--	--------------

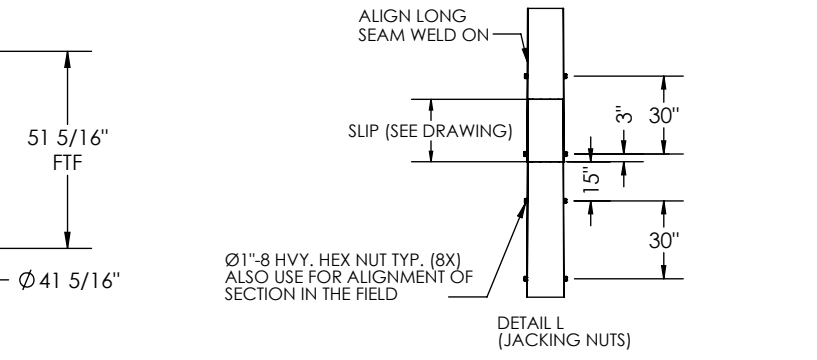
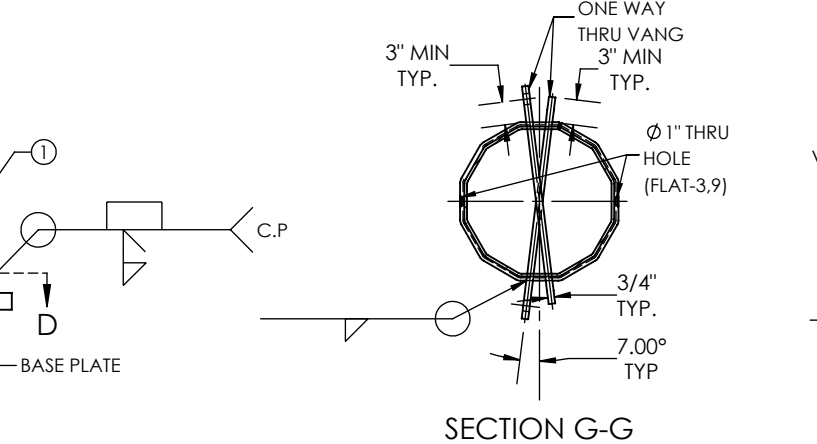
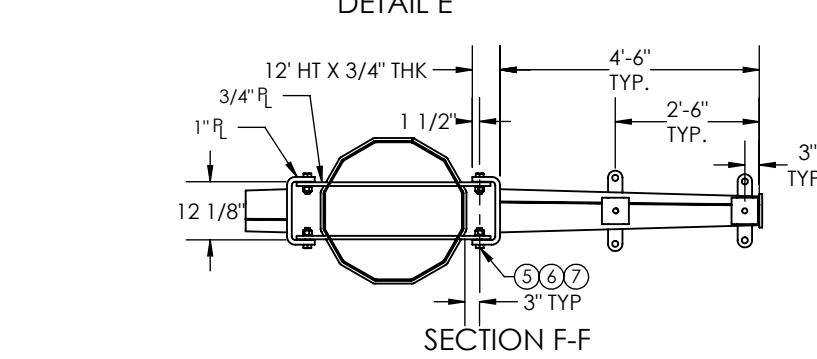
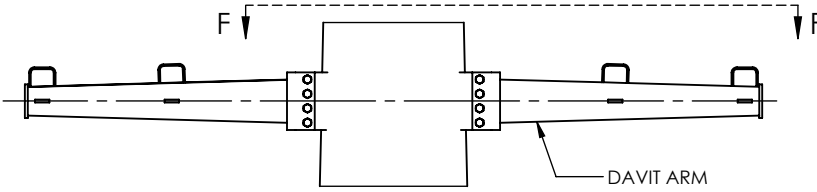


FACING FRONT OF POLE FLAT 6



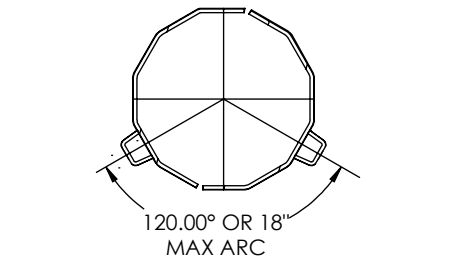
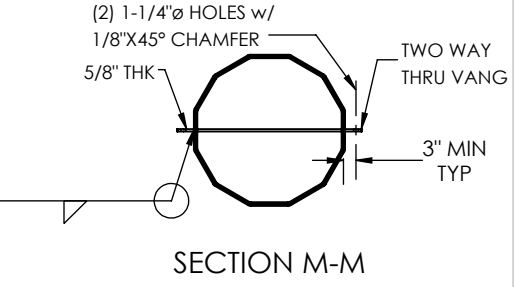
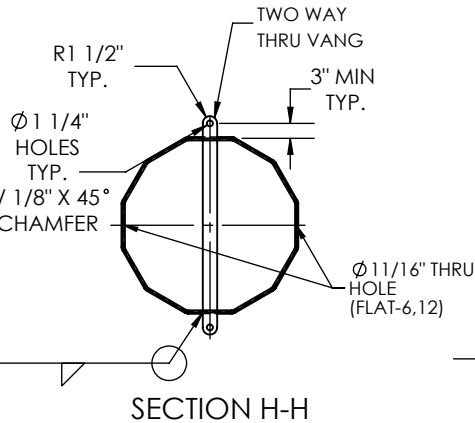
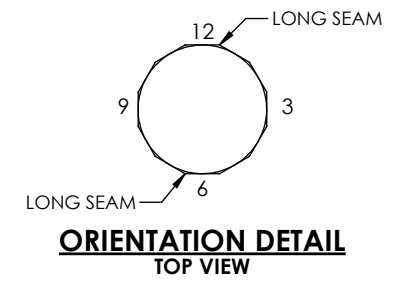
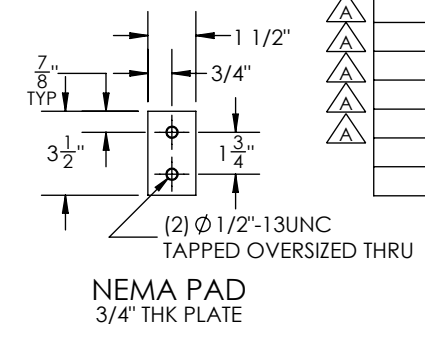
TOP WEIGHT : 10455 lbs
 BOT WEIGHT : 4964 lbs
 ARM'S WEIGHT : 187 lbs
 NOTE: INCLUDES 6% OF GALVANIZING

STR #1
 POLE HT: 80'-0"
 DWG. NO. XX
 MFR./ MM/YYYY
 MFR-WO NO:
 GUC
 WT: XXXX lbs
 UGLM: 5003.36 FT-K.
ID TAG DETAILS
 3/8" ENGRAVED



ITEM NO.	PART NUMBER	DESCRIPTION	MATERIAL	QTY.
1	10571-SECA001	SECTION POLE, 51.30" x 33.82" x 0.4375" x 36'-0"	A572 GR.65	1
2	10571-SECB001	SECTION POLE, 37" x 13.20" x 0.3125" x 49'-0"	A572 GR.65	1
3	10571-A-PC001	SW VANG, 20.6875" X 0.1875"	A572 GR.65	1
4	10571-ARMA001	SECTION, ARM, 9" X 6" X 0.1875" X 5'-0"	A572 GR.65	4
5	42130	BOLT, STRUCTURAL, 1-8 X 3-1/2", HDG, HH, A325	A325	32
6	44066	Flat, 1", F436	F436	32
7	43045	NUT, STRUCTURAL, 1-8, HH, HDG, A563	A563	32
8	42019	BOLT, 1/2-13 X 1", SS, HH	SS	10
9	B22093	3/4" STEP CLIP	-	84

HOLE SIZE Ø	DISTANCE FROM TOP FLATS	
1"	10'-0"	3,9
1"	11'-0"	3,9
1"	18'-0"	3,9
1"	19'-0"	3,9
1"	26'-0"	3,9
1"	27'-0"	3,9
11/16"	49'-9"	3,9
11/16"	50'-6"	6,12



STEP CLIPS FOR 3/4" STEP BOLTS
 STEP CLIPS ON 15" SPACING
 STEP CLIPS START AT 8'-0" ABOVE
 THE BASE PLATE AND GO TO 2'-0" FROM
 TOP OF POLE WITH STAGGERED SPACING.
 CLIMBING FACE IS FLAT 6.

- GENERAL NOTES:
1. SHAFT DIMENSIONS ARE 12 SIDED MEASURED FLAT TO FLAT.
 2. ALL FULL PENETRATION WELDS TO BE U.T. INSPECTED.
 3. WELDING CODE AWS D1.1.
 4. SEE DETAIL SHEET
 5. PROVIDE 5 PERCENT MORE FASTENING HARDWARE THAN REQUIRED.
 6. FINISH HOT DIP GALVANIZED.

QTY: 1

THIS DWG IS PROPERTY OF CHM INDUSTRIES AND CONTAINS PROPRIETARY INFORMATION WHICH MAY NOT BE COPIED OR REPRODUCED WITHOUT PRIOR WRITTEN CONSENT FROM CHM INDUSTRIES.

CHM INDUSTRIES

700 E. MCCLEROY, SUITE A
 SAGINAW, TEXAS 76179
 682.286.0046 PH
 682.286.0086 FX
 CHMINDUSTRIES.COM

DIMENSIONS ARE IN INCHES UNLESS OTHERWISE SPECIFIED

TOLERANCES UNLESS OTHERWISE SPECIFIED
 GENERAL TOLERANCE: ±1/16
 ANGULAR: ±0.5°

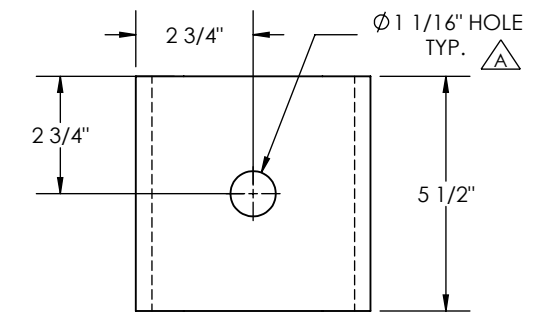
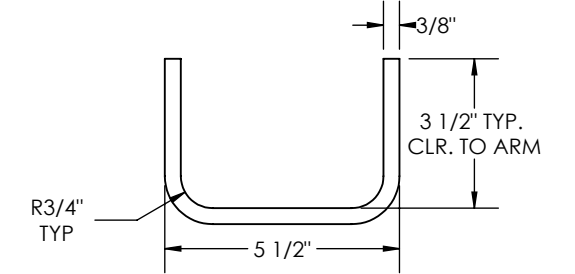
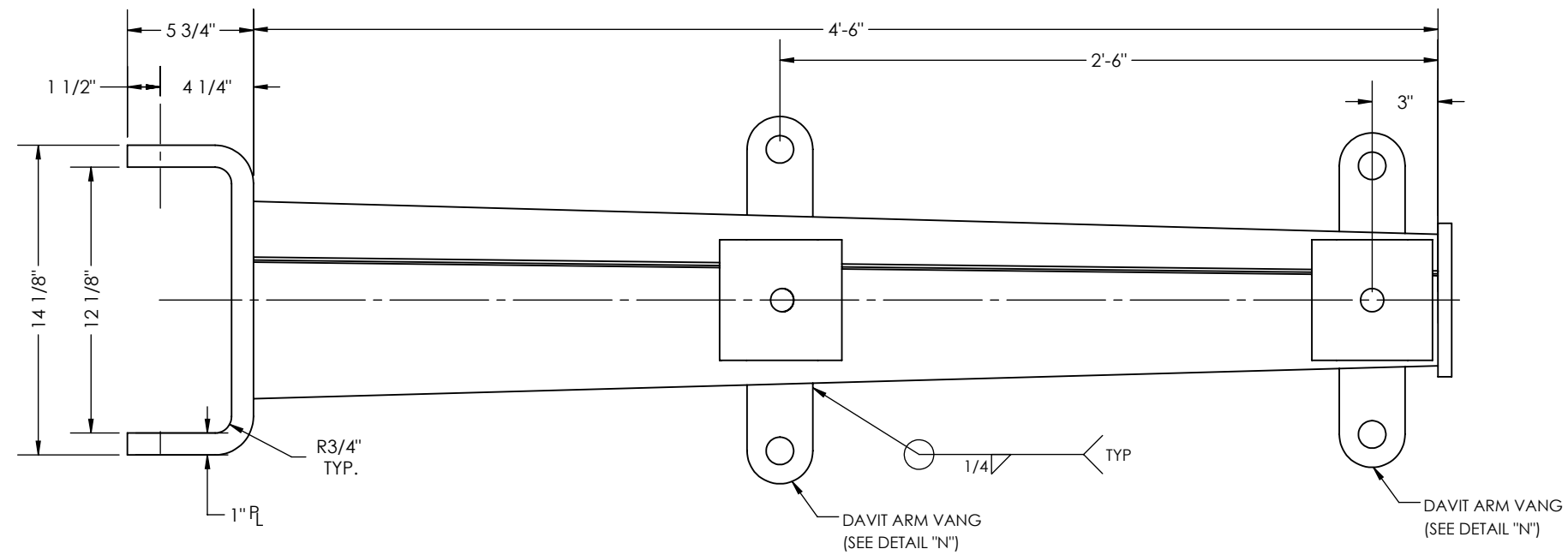
SPECIFICATIONS
 MATERIAL: -
 FINISH: GALVANIZED
 SCALE: NTS B
 DO NOT SCALE DRAWING

BY: PG
 DATE: 06/06/2022
 CHKD: -
 LAST REV.: SR 09/28/2022
 THIRD ANGLE PROJECTION

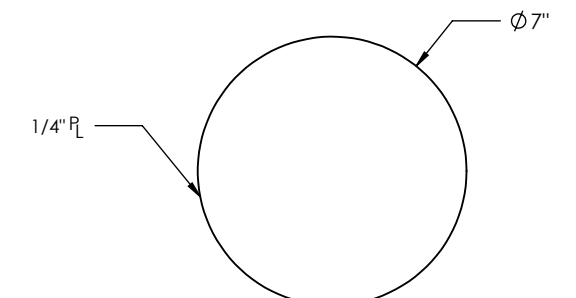
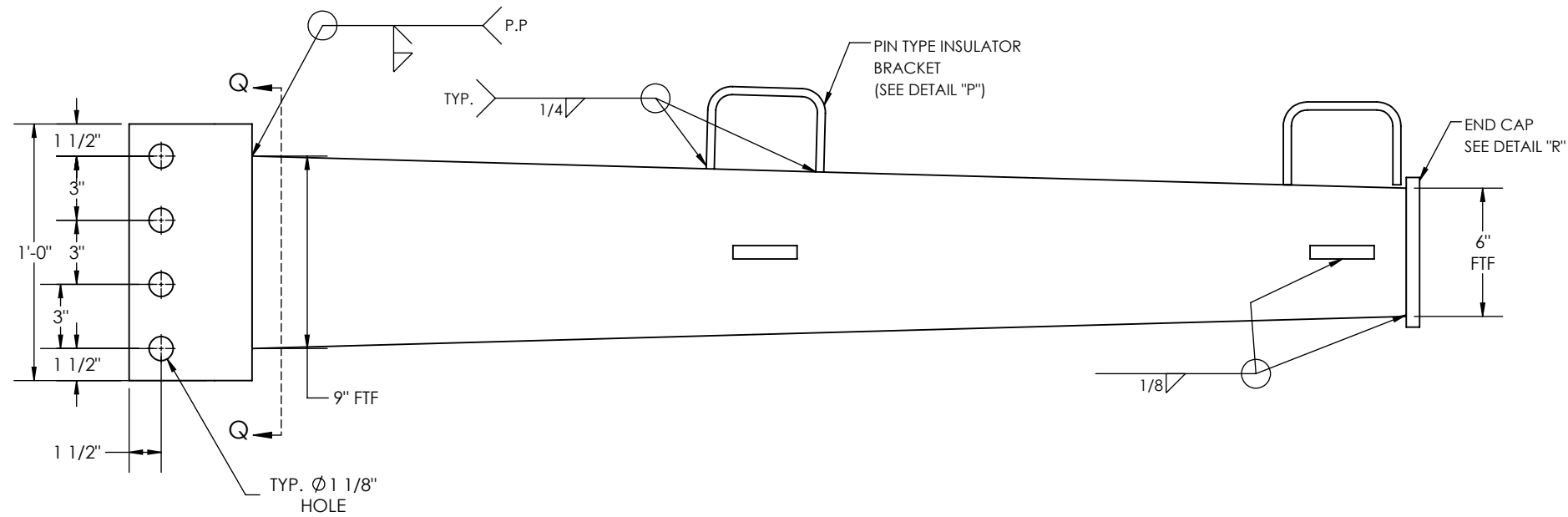
JOB NO.: 22-10571
 PART NO.: 10571-4900
 DWG NO.: 22-10571-4900
 SHEET: 1 of 2

REV. A

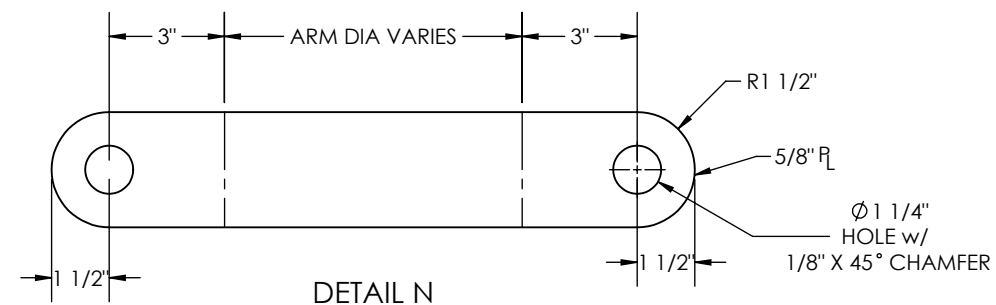
GREENVILLE UTILITIES
 DE-30L 2D ARM 1-CD



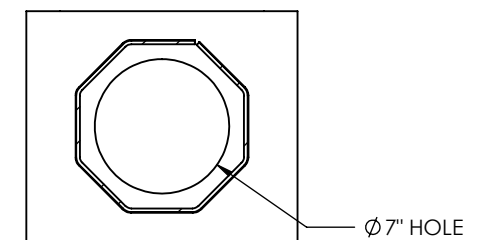
DETAIL P



DETAIL R



DETAIL N



SECTION Q-Q

QTY: 1

<small>THIS DWG IS PROPERTY OF CHM INDUSTRIES AND CONTAINS PROPRIETARY INFORMATION WHICH MAY NOT BE COPIED OR REPRODUCED WITHOUT PRIOR WRITTEN CONSENT FROM CHM INDUSTRIES.</small>		<small>DIMENSIONS ARE IN INCHES UNLESS OTHERWISE SPECIFIED</small>		SPECIFICATIONS		BY		DATE		JOB NO.		PART NO.		DWG NO.		REV.	
		700 E. MCCLEROY, SUITE A SAGINAW, TEXAS 76179 682.286.0046 PH 682.286.0086 FX CHMINDUSTRIES.COM		<small>BREAK ALL SHARP EDGES .005/.015. REMOVE ALL BURRS AND CHIPS</small>		<small>TOLERANCES UNLESS OTHERWISE SPECIFIED</small>		PG 06/06/2022		22-10571		10571-4900		22-10571-4900 SHEET: 2 of 2		A	
		<small>GENERAL TOLERANCE: ±1/16 ANGULAR: ±0.5°</small>		GALVANIZED		NTS B		SR 09/28/2022		22-10571-4900		10571-4900		22-10571-4900		A	
		<small>DO NOT SCALE DRAWING</small>		THIRD ANGLE PROJECTION		22-10571-4900		10571-4900		22-10571-4900		10571-4900		22-10571-4900		A	
GREENVILLE UTILITIES DE-30L 2D ARM 1-CD																	

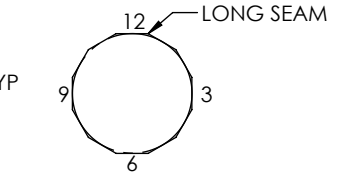
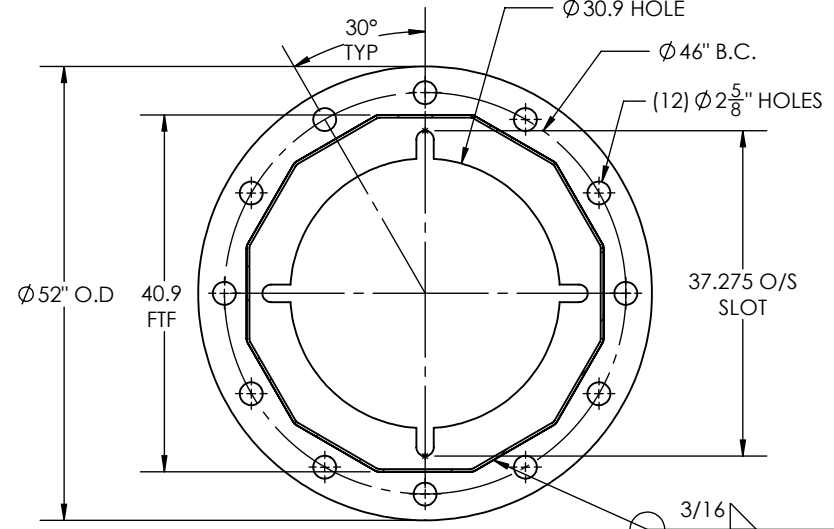
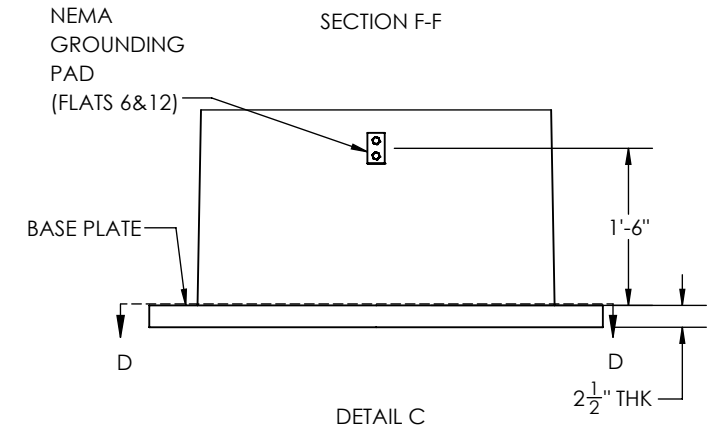
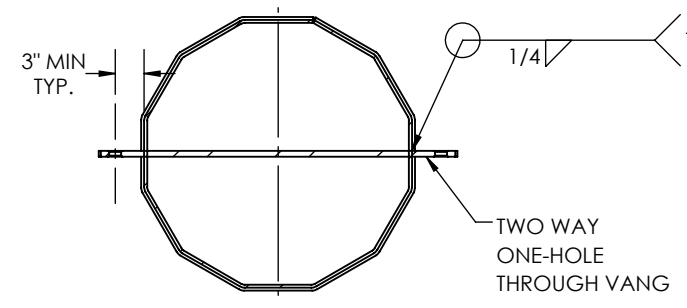
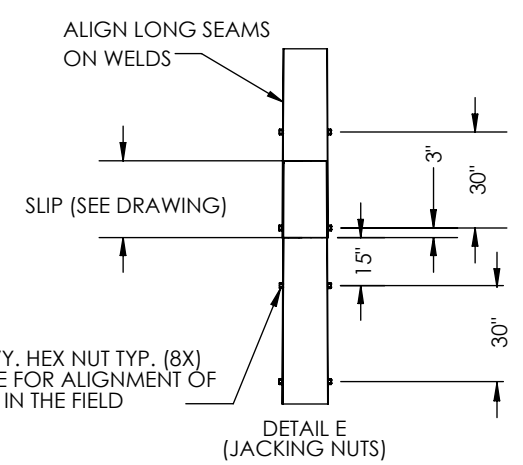
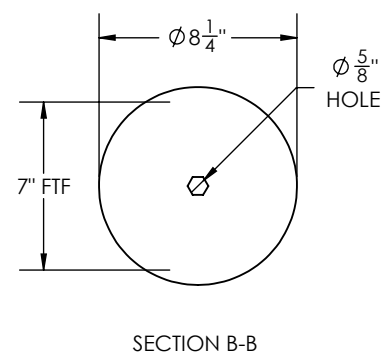
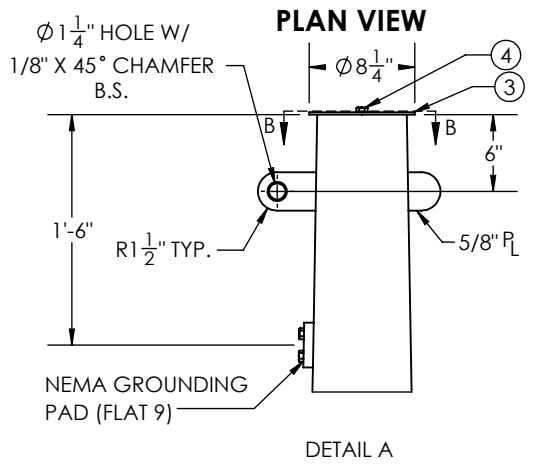
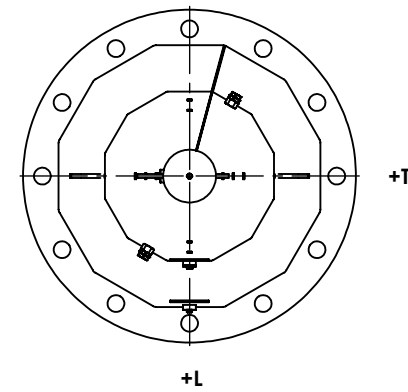
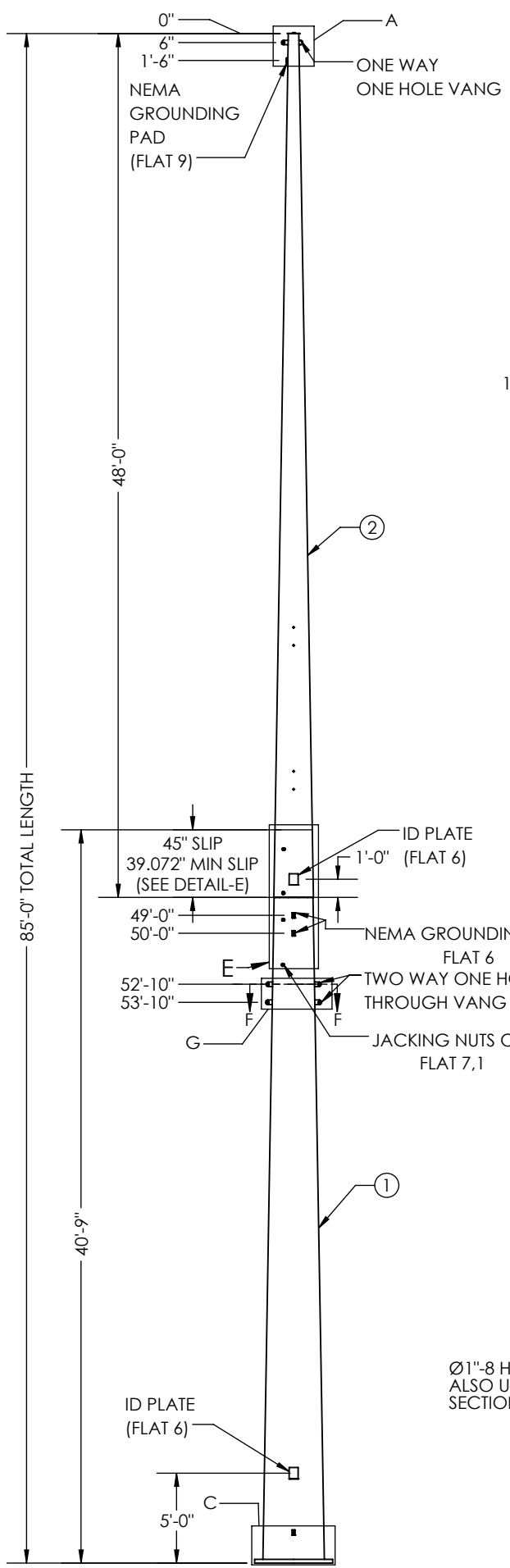
TOP WEIGHT: 1,772 lbs
BOT WEIGHT: 5,713 lbs
(INCLUDES 6% FOR GALVANIZING)

STR : # 3
 HT: 85'-0"
 DWG. NO:
 MFR.WO-NO:
 MM/YYYY
 GUC
 WT : XX LBS
 UGLM: 2188.53 FT.-K

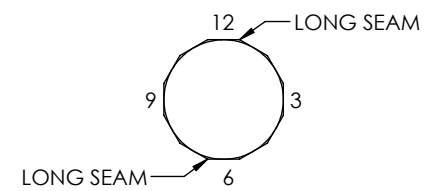
ID TAG DETAIL
 3/8" ENGRAVED

ITEM NO.	PART NUMBER	DESCRIPTION	MATERIAL	QTY.
1	10571-SECA026	SECTION, POLE, 40.90" X 24.41" X 0.3125 X 40'-9"	A572 GR.65	1
2	10571-SECB026	SECTION, POLE, 26.43" X 7" X 0.1875" X 48'-0"	A572 GR.65	1
3	10571-A-PC010	POLE CAP, Ø8.25" X 0.1875"	A572 GR.65	1
4	42107	BOLT, 1/2-13 X 1 1/2", SS, HH, FULL THREAD	SS	1

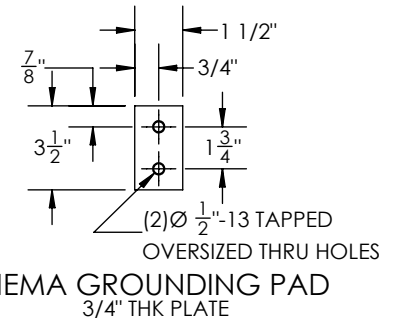
POLE HOLE CHART		
HOLE SIZE Ø (IN.)	DISTANCE FROM TOP OF POLE	FLAT
1	8'-0"	3,9
1	9'-0"	3,9
1	16'-0"	3,9
1	17'-0"	3,9
1	24'-0"	3,9
1	25'-0"	3,9
13/16	33'-0"	6,12
13/16	34'-0"	6,12
13/16	41'-0"	6,12
13/16	42'-0"	6,12
11/16	48'-6"	3,9
11/16	49'-6"	3,9



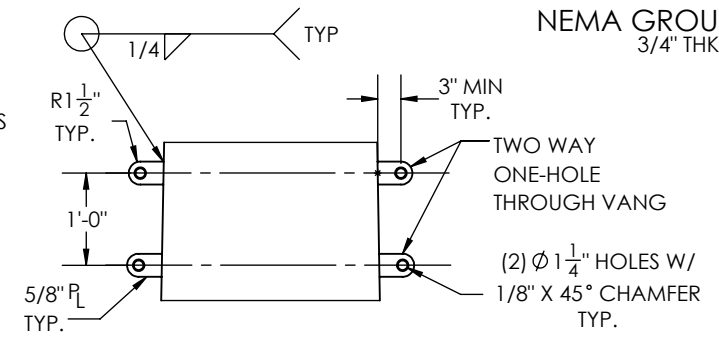
ORIENTATION DETAIL TOP SECTION TOP VIEW



ORIENTATION DETAIL BOTTOM SECTION TOP VIEW



NEMA GROUNDING PAD 3/4" THK PLATE

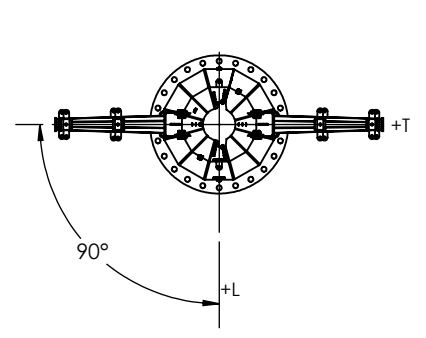
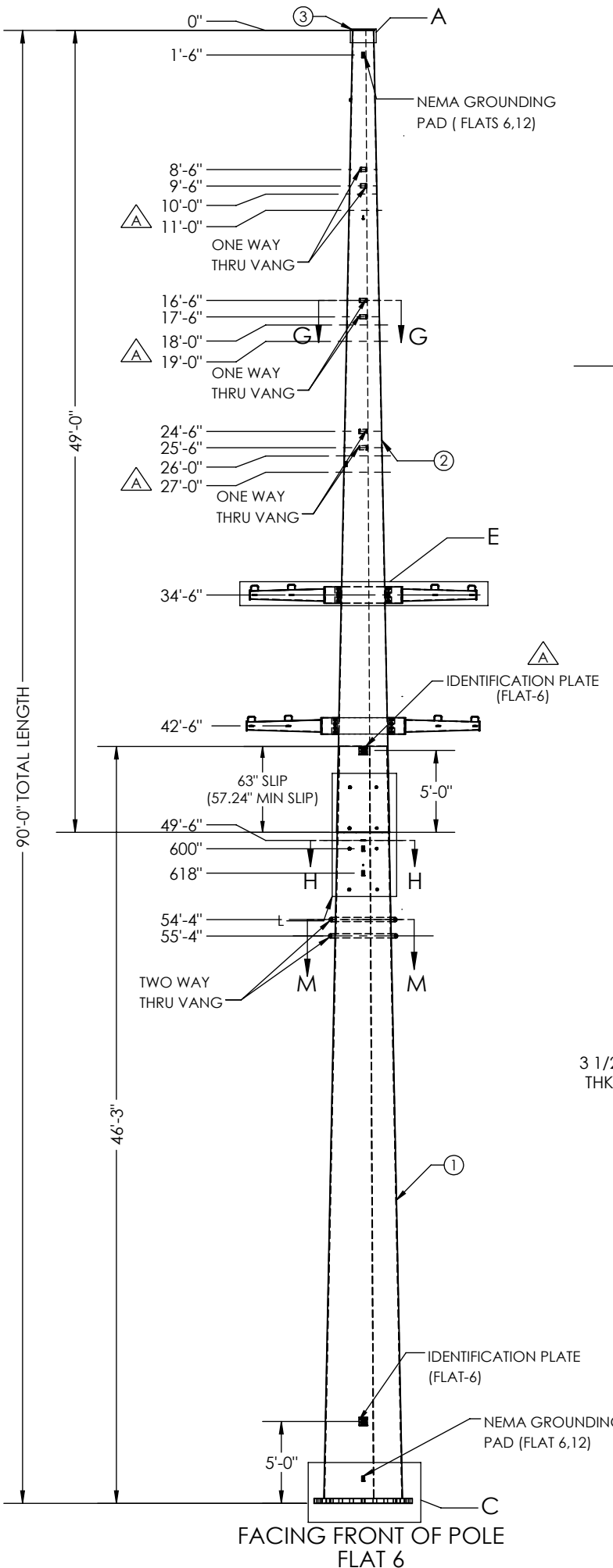


DETAIL G

GENERAL NOTES:
 1. SHAFT DIMENSIONS ARE 12 SIDED MEASURED FLAT TO FLAT.
 2. ALL FULL PENETRATION WELDS TO BE U.T. INSPECTED.
 3. WELDING CODE AWS D1.1.
 4. FINISH HOT DIP GALVANIZED

QTY: 1

	700 E. MCCLEROY, SUITE A SAGINAW, TEXAS 76179 682.286.0046 PH 682.286.0086 FX CHMINDUSTRIES.COM	BREAK ALL SHARP EDGES .005/.015. REMOVE ALL BURRS AND CHIPS	DIMENSIONS ARE IN INCHES UNLESS OTHERWISE SPECIFIED	TOLERANCES UNLESS OTHERWISE SPECIFIED GENERAL TOLERANCE: ±1/16 ANGULAR: ±0.5°	SPECIFICATIONS MATERIAL: - FINISH: GALVANIZED SCALE: NTS B DO NOT SCALE DRAWING	BY: SR DATE: 06/22/2022	JOB NO.: 22-10571 PART NO.: 10571-5000 DWG NO.: 10571-5000_STR#3 SHEET: 1 of 1	REV: -
	GREENVILLE UTILITIES STR#3-85'							

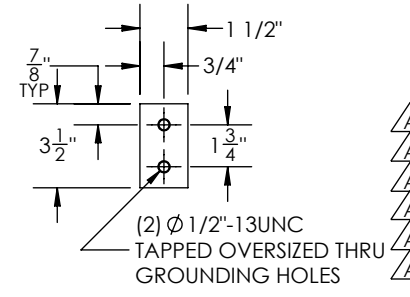
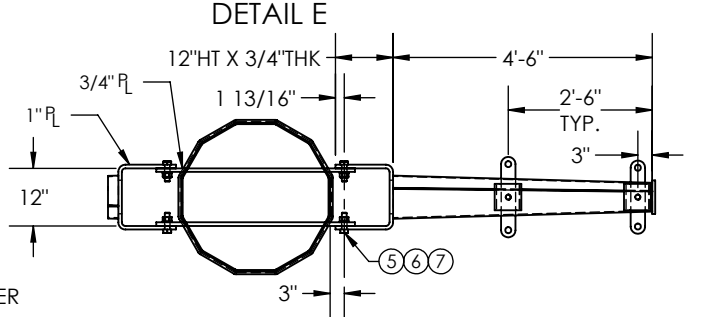
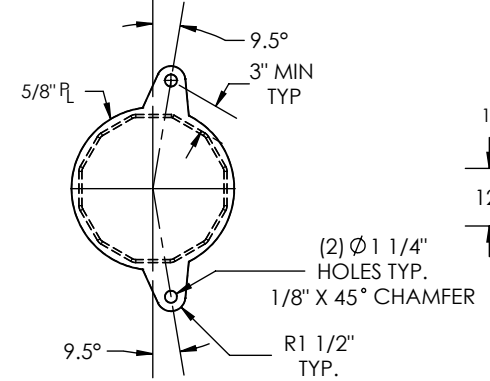
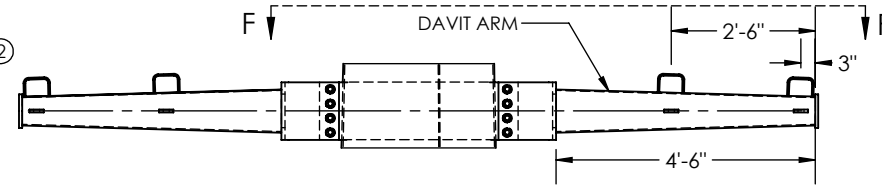
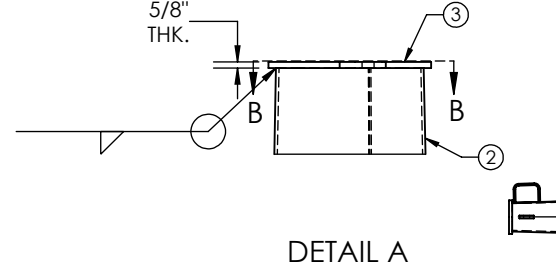


TOP WEIGHT : 5380 lbs
BOT WEIGHT : 14,768 lbs
ARM'S WEIGHT : 177 lbs
NOTE: INCLUDES 6% OF GALVANIZING

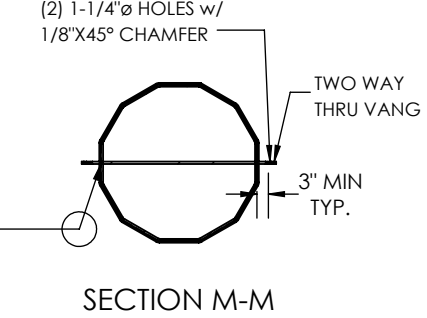
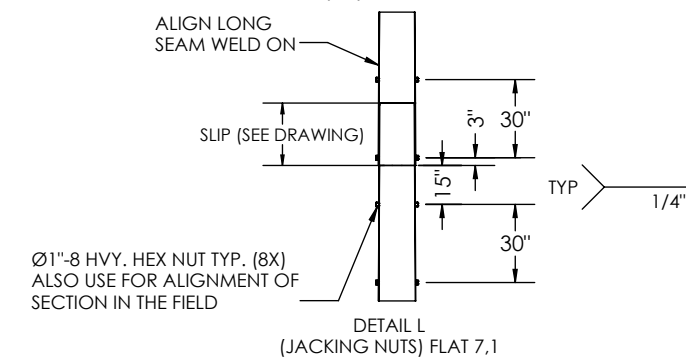
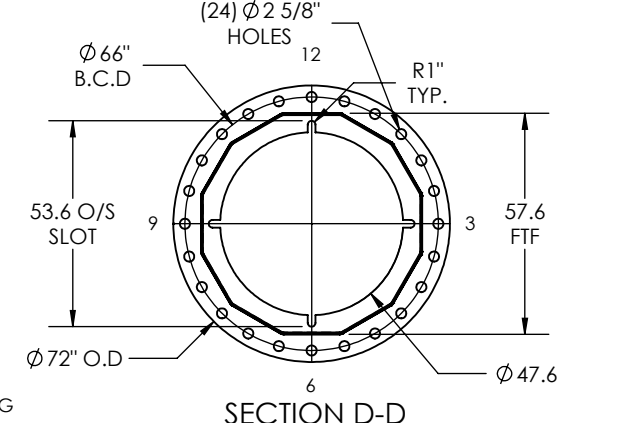
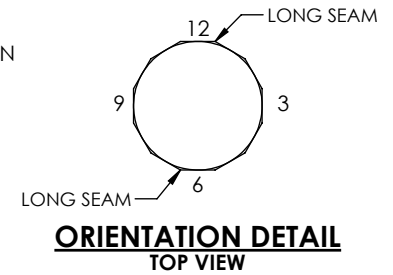
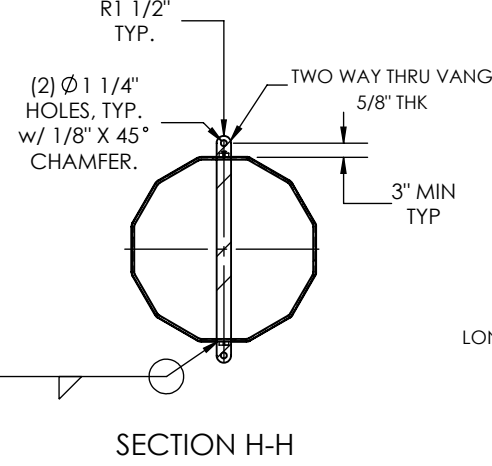
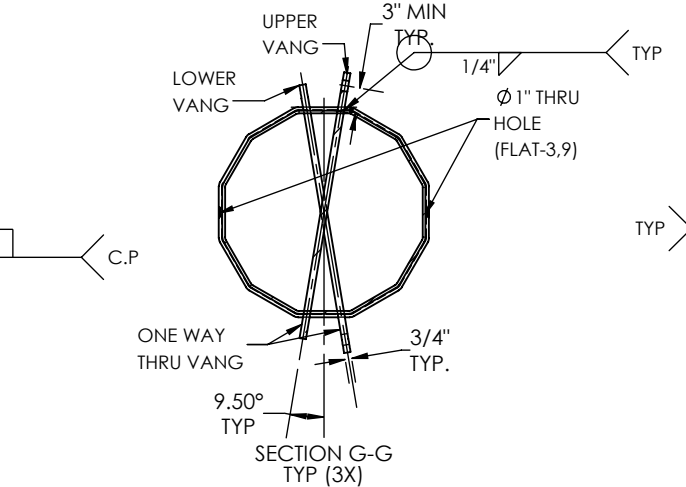
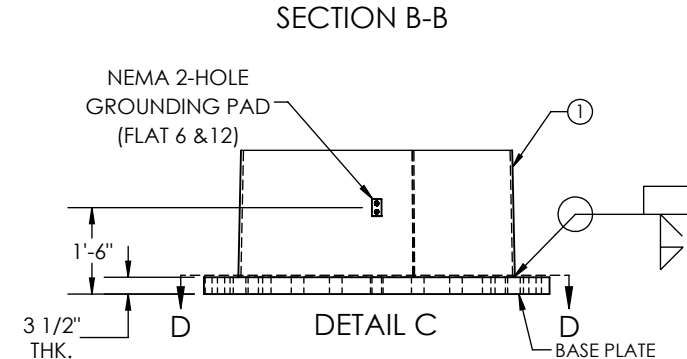
STR #4
 POLE HT: 90'-0"
 DWG. NO. XX
 MFR-WO NO:
 MFR./ MM/YYYY
 GUC
 WT: XXXX lbs
 UGLM: 7205.51 FT-K.

ID TAG DETAILS
 3/8" ENGRAVED

ITEM NO.	PART NUMBER	DESCRIPTION	MATERIAL	QTY.
1	10571-SECA027	SECTION POLE, 57.60 X 35.53" X 0.5" X 46'-3"	A572 GR.65	1
2	10571-SECB027	SECTION POLE, 38.78" X 15.40" X .3125" X 49'-0"	A572 GR.65	1
3	10571-A-PC001	SW VANG, 24.4" X 16.4" X 0.625" THK	A572 GR.65	1
4	10571-ARMA001	SECTION, ARM, 9" X 6" X 0.1875" X 5'-0"	A572 GR.65	4
5	42130	Bolt, Structural, 1-8 x 3-1/2", HDG, HH, A325	A325	32
6	44066	WAASHER, Flat, 1", F436	F436	32
7	43045	NUT, STRUCTURAL, 1-8, HH, HDG, A563	A563	32



POLE HOLE CHART		
HOLE SIZE Ø	DISTANCE FROM TOP OF THE POLE	FLATS
1"	10'-0"	3,9
1"	11'-0"	3,9
1"	18'-0"	3,9
1"	19'-0"	3,9
1"	26'-0"	3,9
1"	27'-0"	3,9
1 1/16"	50'-6"	3,9
1 1/16"	51'-0"	6,12



GENERAL NOTES:
 1. SHAFT DIMENSIONS ARE 12 SIDED MEASURED FLAT TO FLAT.
 2. ALL FULL PENETRATION WELDS TO BE U.T. INSPECTED.
 3. WELDING CODE AWS D1.1.
 4. SEE DETAIL SHEET
 5. PROVIDE 5 PERCENT MORE FASTENING HARDWARE THAN REQUIRED.
 6. FINISH HOT DIP GALVANIZED.

QTY: 1



700 E. MCCLEROY, SUITE A
 SAGINAW, TEXAS 76179
 682.286.0046 PH
 682.286.0086 FX
 CHMINDUSTRIES.COM

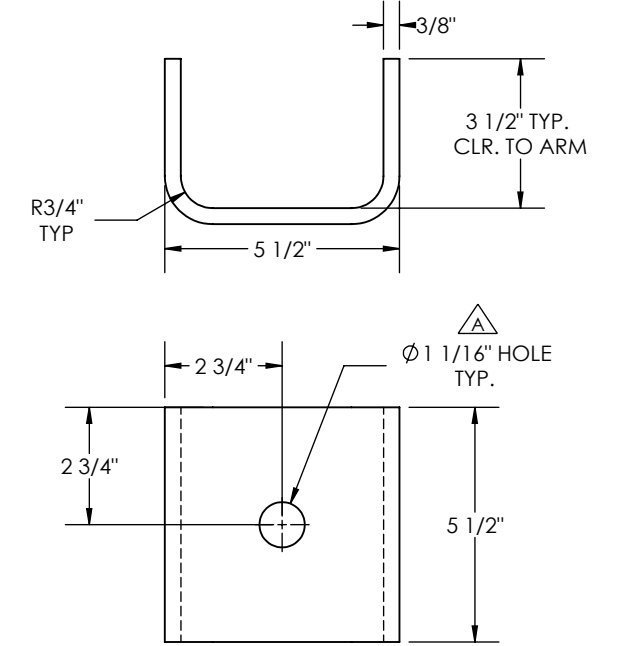
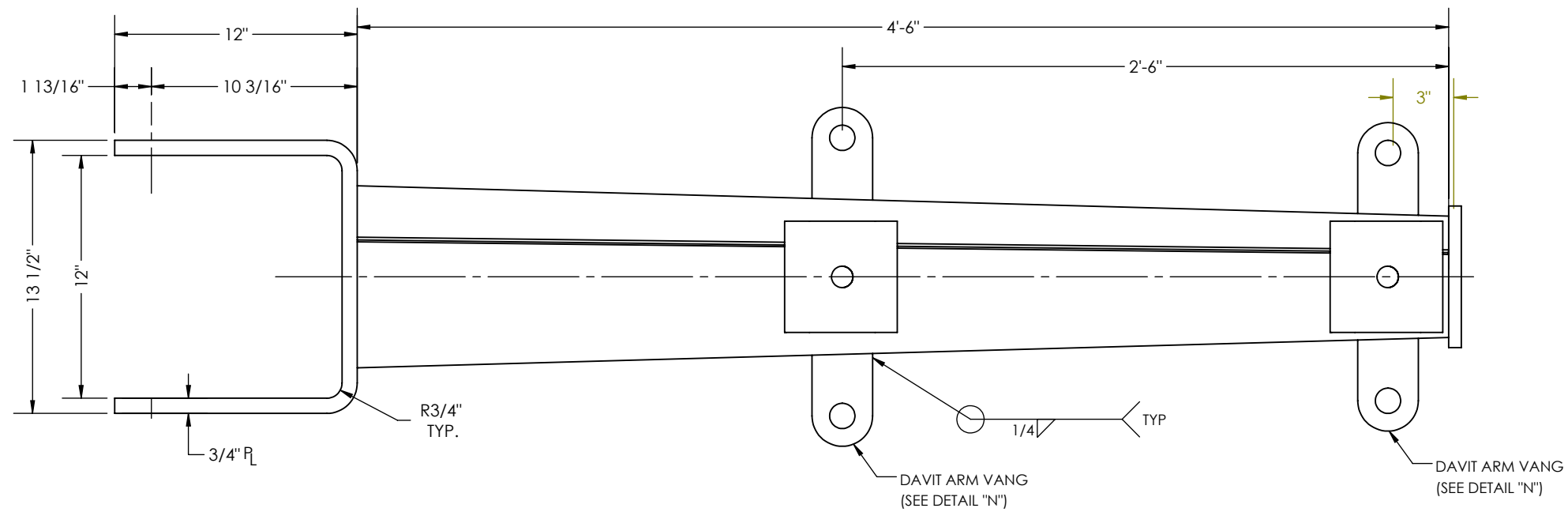
BREAK ALL SHARP EDGES 0.05/0.15.
 REMOVE ALL BURRS AND CHIPS

TOLERANCES UNLESS OTHERWISE SPECIFIED
 GENERAL TOLERANCE: ±1/16
 ANGULAR: ±0.5°

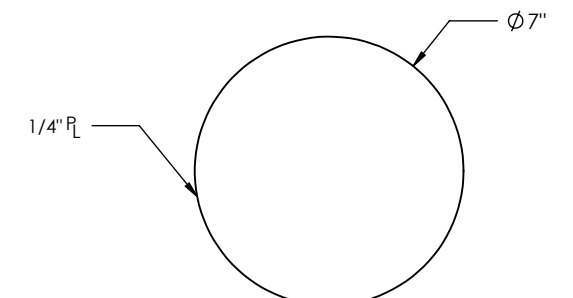
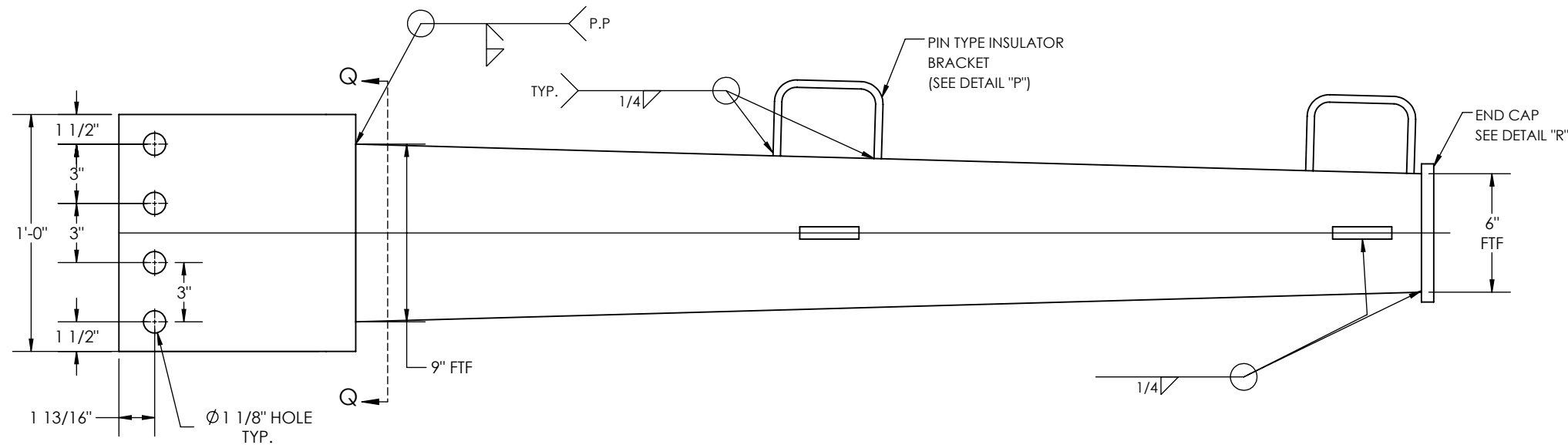
SPECIFICATIONS		BY	DATE
MATERIAL:	-	PG	06/21/2022
FINISH:	GALVANIZED	CHKD:	-
SCALE:	NTS	LAST REV.:	SR 09/28/2022
DO NOT SCALE DRAWING		THIRD ANGLE PROJECTION	

JOB NO.	PART NO.	DWG NO.	REV.
22-10571	10571-5100	22-10571-5100	A

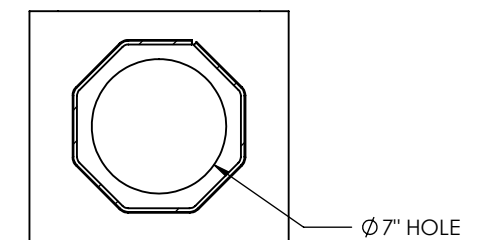
GREENVILLE UTILITIES
 DE-30L 2D ARM 1-CD



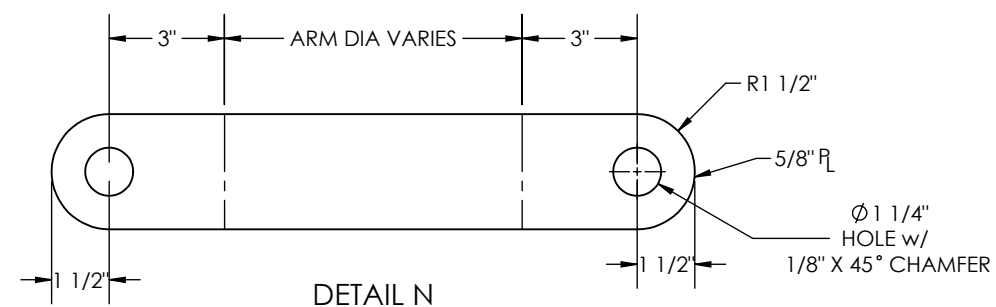
DETAIL P



DETAIL R



SECTION Q-Q



DETAIL N

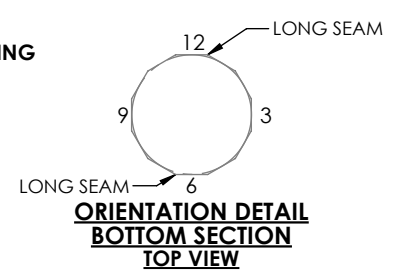
QTY: 1

<small>THIS DWG IS PROPERTY OF CHM INDUSTRIES AND CONTAINS PROPRIETARY INFORMATION WHICH MAY NOT BE COPIED OR REPRODUCED WITHOUT PRIOR WRITTEN CONSENT FROM CHM INDUSTRIES.</small>		<small>DIMENSIONS ARE IN INCHES UNLESS OTHERWISE SPECIFIED</small>		SPECIFICATIONS MATERIAL: - FINISH: GALVANIZED SCALE: NTS		BY CREATED: SR CHKD: - LAST REV.: SR09/28/2022		DATE 06/21/2022		JOB NO. 22-10571		PART NO. 10571-5100		DWG NO. 22-10571-5100 <small>SHEET: 2 of 2</small>		REV. A			
				700 E. MCCLEROY, SUITE A SAGINAW, TEXAS 76179 682.286.0046 PH 682.286.0086 FX CHMINDUSTRIES.COM				<small>BREAK ALL SHARP EDGES .005/.015. REMOVE ALL BURRS AND CHIPS</small>				<small>TOLERANCES UNLESS OTHERWISE SPECIFIED</small> GENERAL TOLERANCE: \pm 1/16 ANGULAR: \pm 0.5°				GREENVILLE UTILITIES DE-30L 2D ARM 1-CD			

TOP WEIGHT : 6842.00 lbs
 BOT WEIGHT : 20036.00 lbs
 ARM'S WEIGHT : 707.00 lbs
 NOTE: INCLUDES 6% OF GALVANIZING

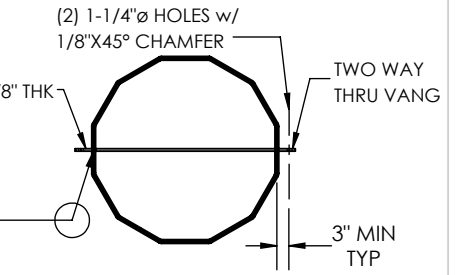
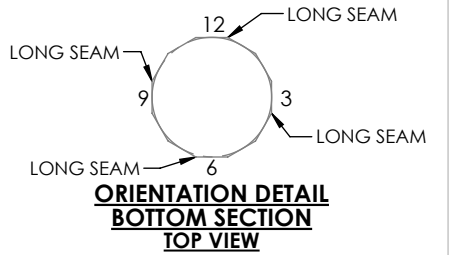
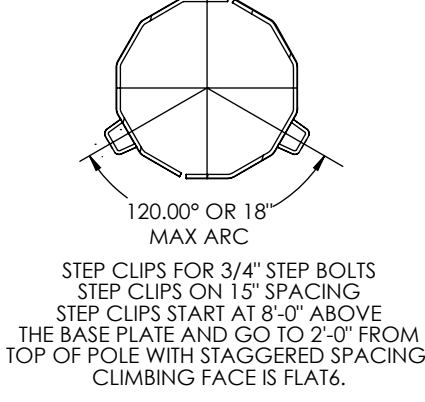
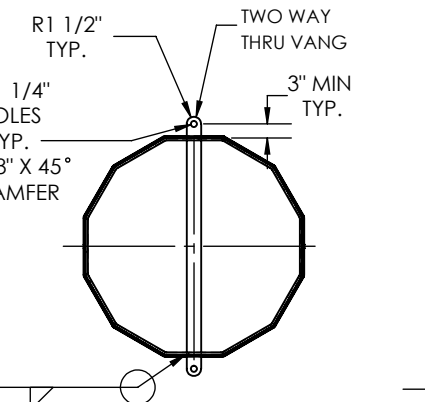
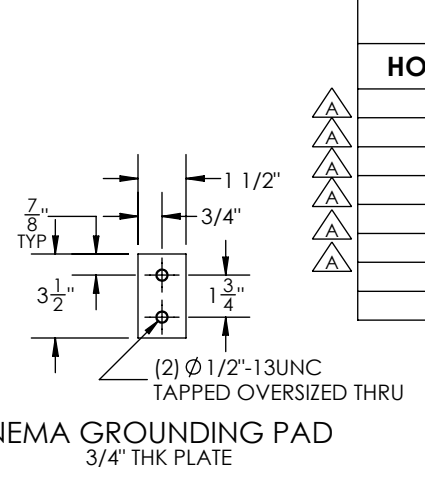
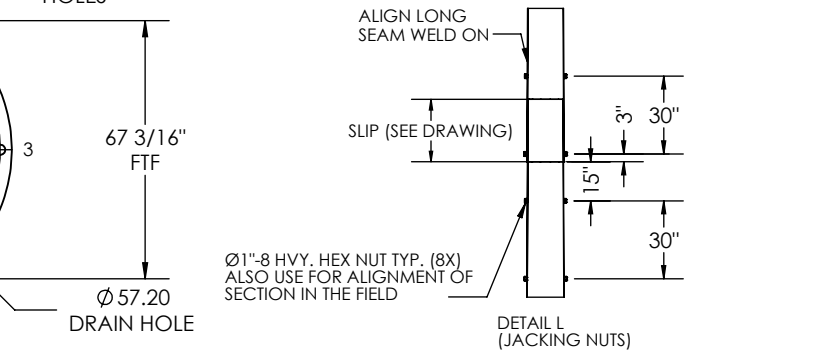
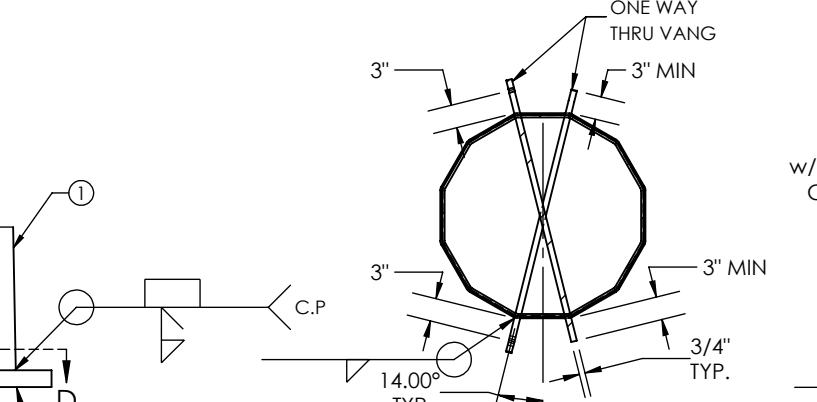
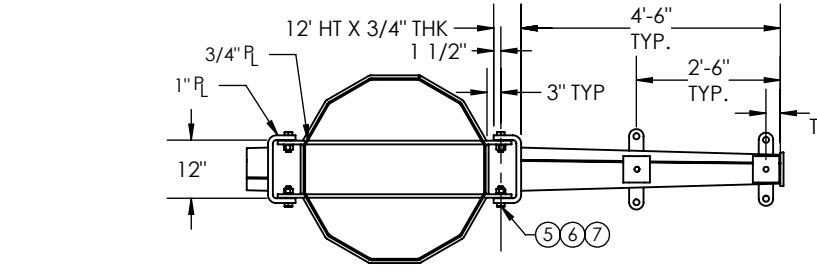
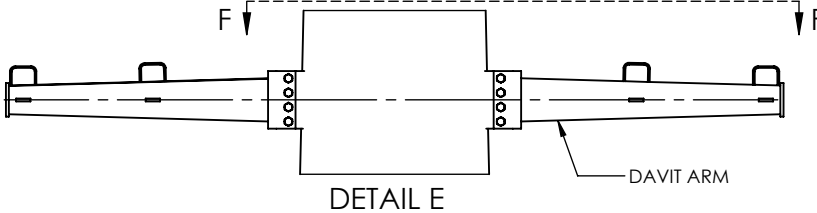
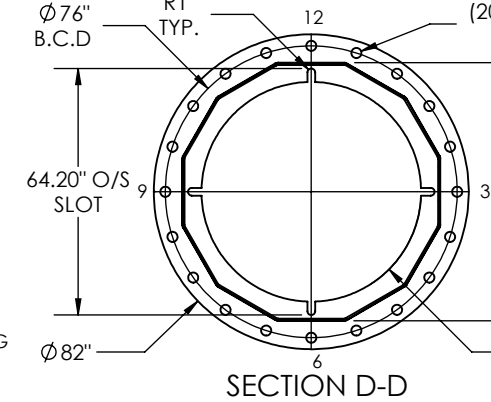
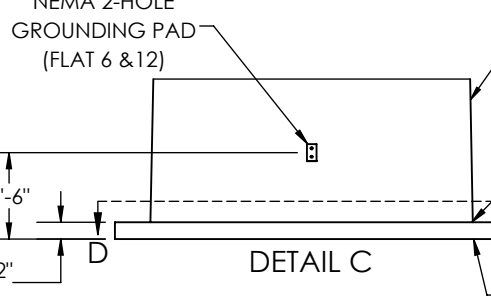
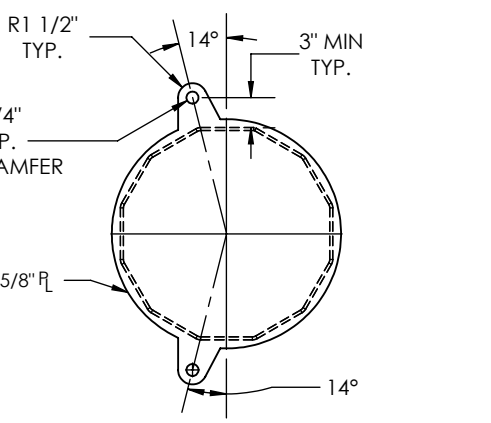
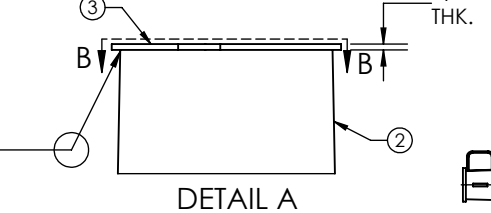
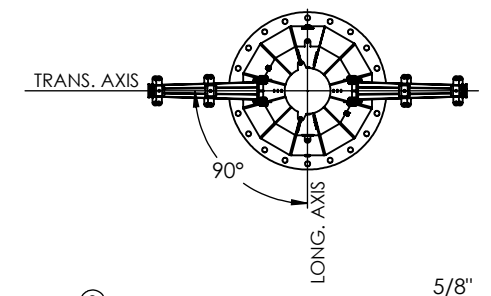
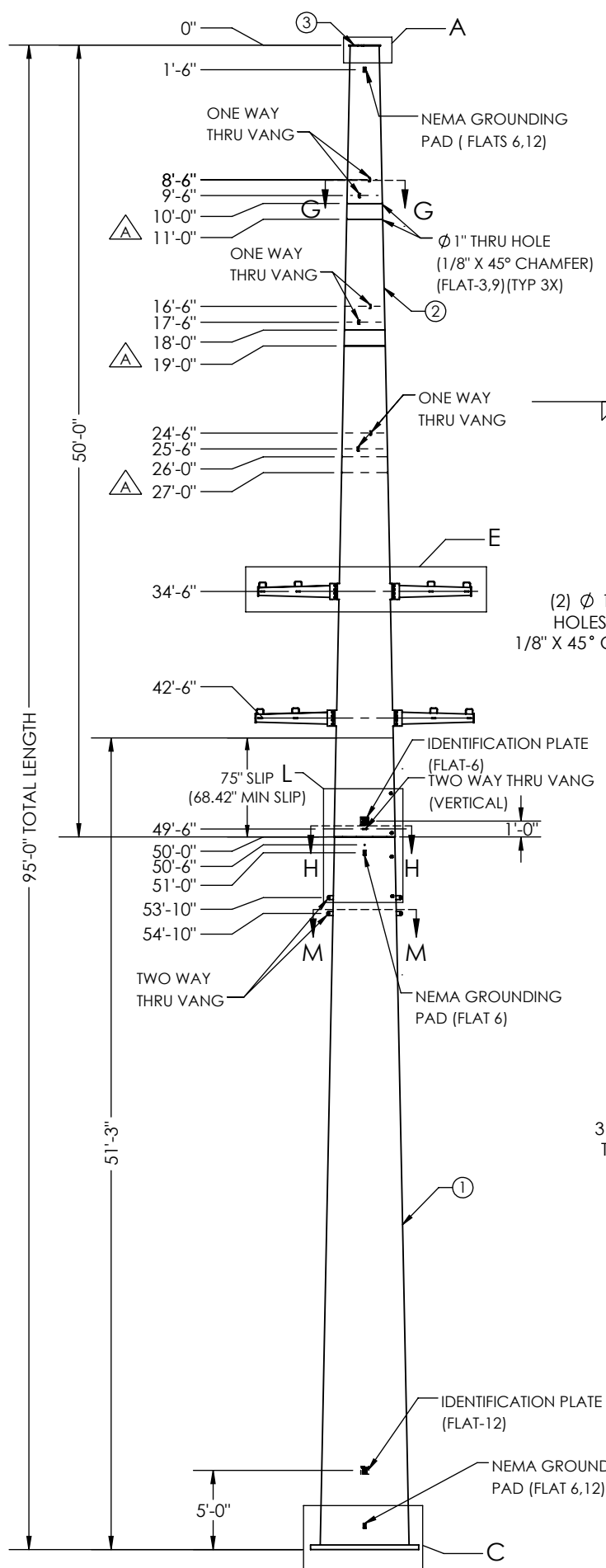
STR #5
 POLE HT: 95'-0"
 DWG. NO. XX
 MM/YYYY
 MFR-WO NO:
 GUC
 WT: XXXX lbs
 UGLM: 9318.37 FT-K.

ID TAG DETAILS
 3/8" ENGRAVED



ITEM NO.	PART NUMBER	DESCRIPTION	MATERIAL	QTY.
1	10571-SECA028	SECTION POLE, 67.20" X 42.47" X 0.5" X 51'-3"	A572 GR.65	1
2	10571-SECB028	SECTION POLE, 46.23" X 22.10" X 0.3125" X 50'-0"	A572 GR.65	1
3	10529-A-PC012	POLE VANG, 31.1" X 23.1" X 0.625" THK	A572 GR.65	1
4	10571-ARMA001	SECTION, ARM, 9" X 6" X 0.1875" X 5'-0"	A572 GR.65	4
5	42130	BOLT, STRUCTURAL, 1-8 X 3-1/2", HDG, HH, A325	A325	32
6	44066	WASHER Flat, 1", F436	F436	32
7	43045	NUT, STRUCTURAL, 1-8, HH, HDG, A563	A563	32

POLE HOLE CHART		
HOLE SIZE Ø	DISTANCE FROM TOP	FLATS
1"	10'-0"	3,9
1"	11'-0"	3,9
1"	18'-0"	3,9
1"	19'-0"	3,9
1"	26'-0"	3,9
1"	27'-0"	3,9
11/16"	49'-9"	3,9
11/16"	50'-6"	6,12



- GENERAL NOTES:
1. SHAFT DIMENSIONS ARE 12 SIDED MEASURED FLAT TO FLAT.
 2. ALL FULL PENETRATION WELDS TO BE U.T. INSPECTED.
 3. WELDING CODE AWS D1.1.
 4. SEE DETAIL SHEET
 5. PROVIDE 5 PERCENT MORE FASTENING HARDWARE THAN REQUIRED.
 6. FINISH HOT DIP GALVANIZED.

QTY: 1



700 E. MCCLEROY, SUITE A
 SAGINAW, TEXAS 76179
 682.286.0046 PH
 682.286.0086 FX
 CHMINDUSTRIES.COM

BREAK ALL SHARP EDGES .005/.015.
 REMOVE ALL BURRS AND CHIPS

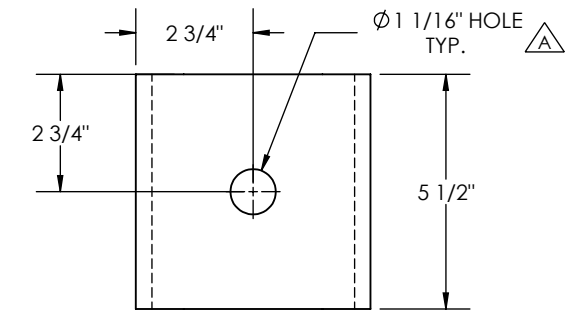
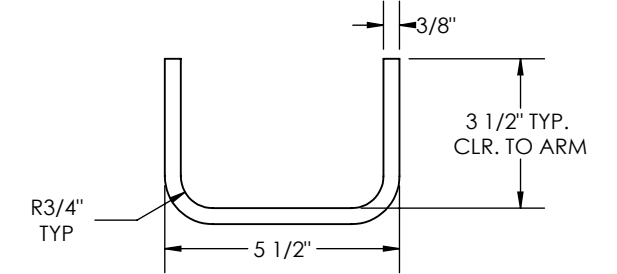
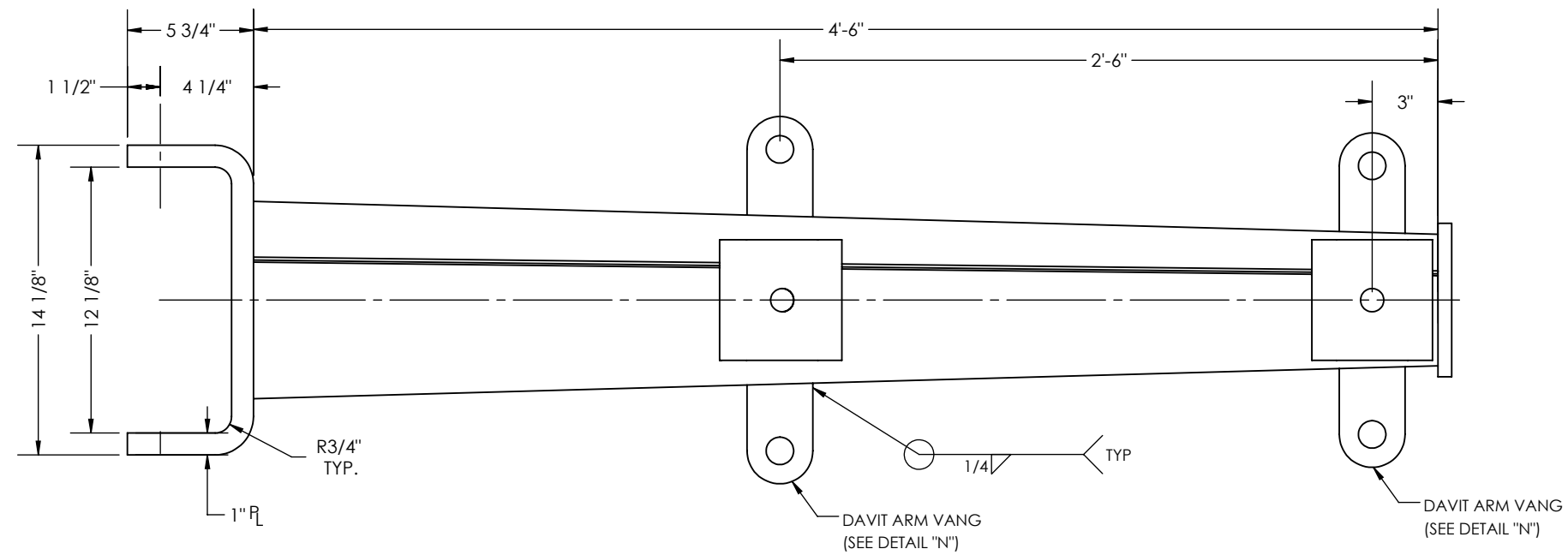
TOLERANCES UNLESS OTHERWISE SPECIFIED

GENERAL TOLERANCE: ±1/16
 ANGULAR: ±0.5°

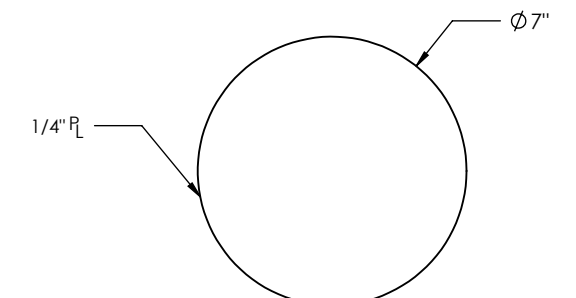
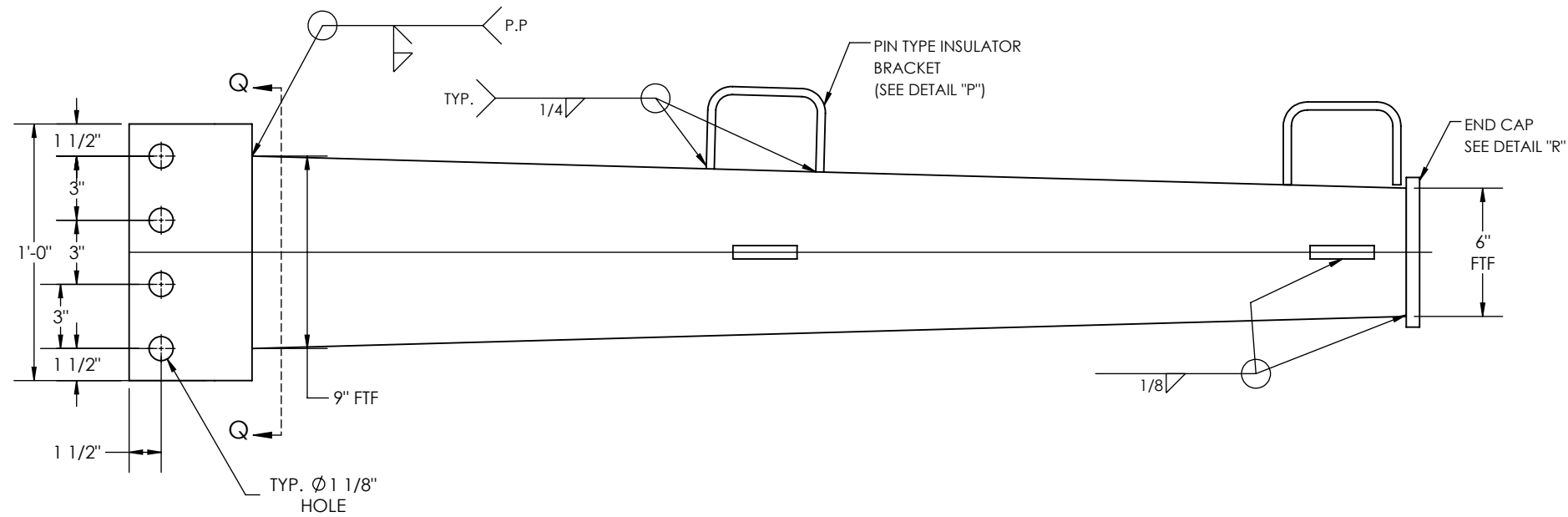
SPECIFICATIONS		BY	DATE
MATERIAL:	-	CREATED:	TG 06/17/2022
FINISH:	GALVANIZED	CHKD:	-
SCALE:	NTS B	LAST REV.:	SR 09/28/2022
DO NOT SCALE DRAWING		THIRD ANGLE PROJECTION	

JOB NO.	PART NO.	DWG NO.	REV.
22-10571	10571-5200	22-10571-5200 SHEET: 1 of 2	A

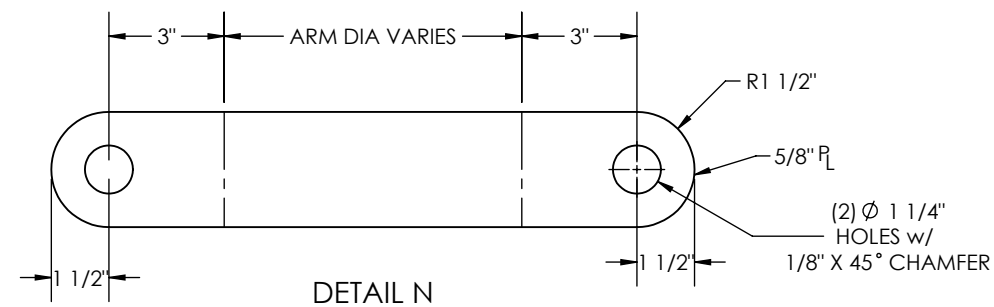
GREENVILLE UTILITIES
 DE-30L 2D ARM 1-CD



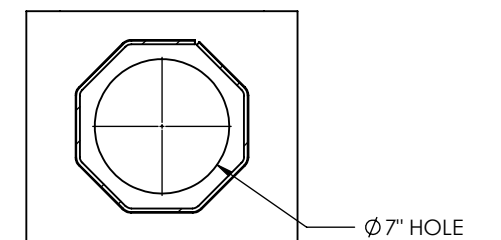
DETAIL P



DETAIL R



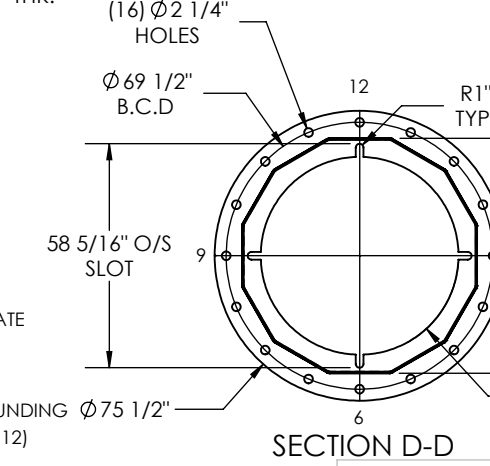
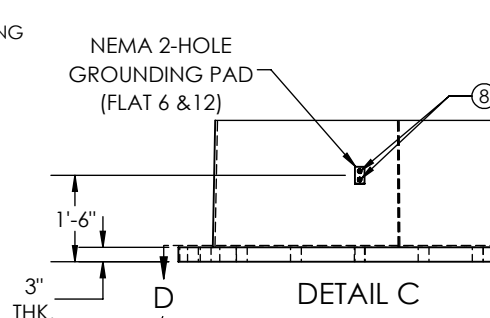
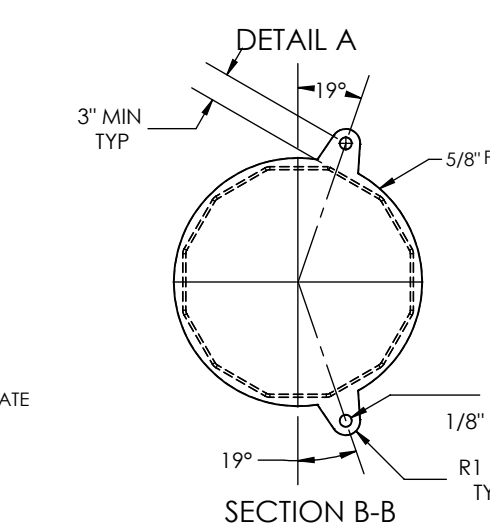
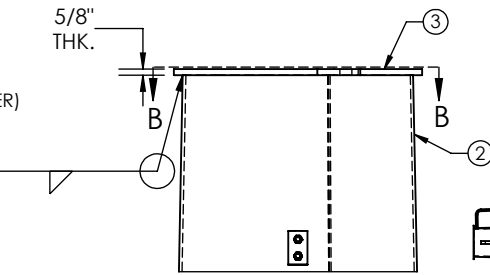
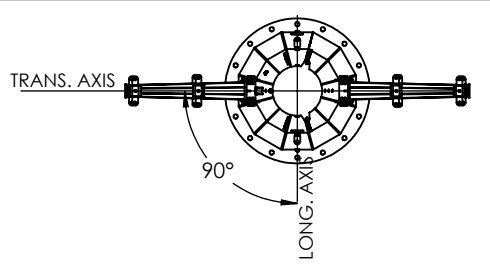
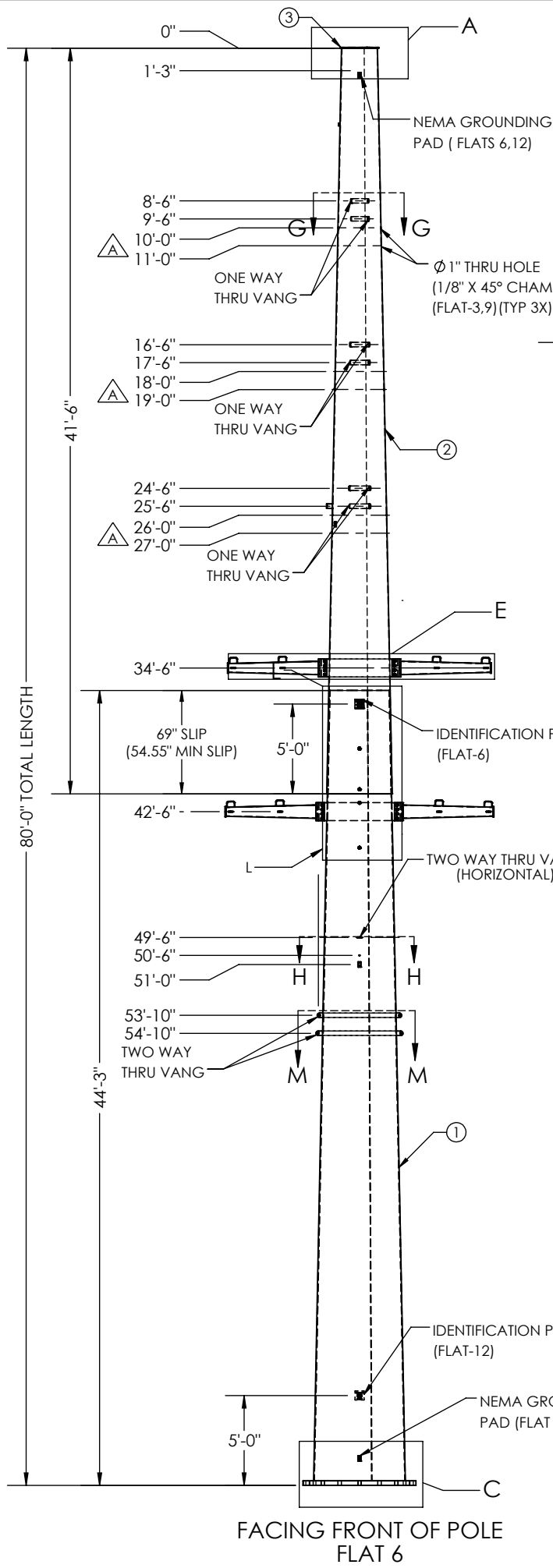
DETAIL N



SECTION Q-Q

QTY: 1

THIS DWG IS PROPERTY OF CHM INDUSTRIES AND CONTAINS PROPRIETARY INFORMATION WHICH MAY NOT BE COPIED OR REPRODUCED WITHOUT PRIOR WRITTEN CONSENT FROM CHM INDUSTRIES.		DIMENSIONS ARE IN INCHES UNLESS OTHERWISE SPECIFIED		SPECIFICATIONS MATERIAL: - FINISH: GALVANIZED SCALE: NTS B DO NOT SCALE DRAWING		BY DATE CREATED: TG 06/17/2022 CHKD: - LAST REV.: SR 09/28/2022 THIRD ANGLE PROJECTION		JOB NO. 22-10571 PART NO. 10571-5200 DWG NO. 22-10571-5200 SHEET: 2 of 2		REV. A
		700 E. MCCLEROY, SUITE A SAGINAW, TEXAS 76179 682.286.0046 PH 682.286.0086 FX CHMINDUSTRIES.COM		BREAK ALL SHARP EDGES .005/.015. REMOVE ALL BURRS AND CHIPS TOLERANCES UNLESS OTHERWISE SPECIFIED GENERAL TOLERANCE: ±1/16 ANGULAR: ±0.5°		GREENVILLE UTILITIES DE-30L 2D ARM 1-CD				

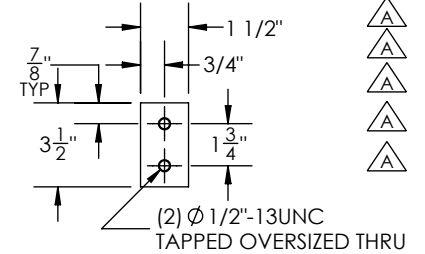
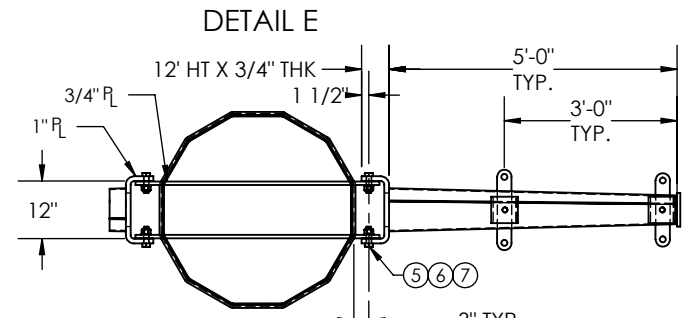
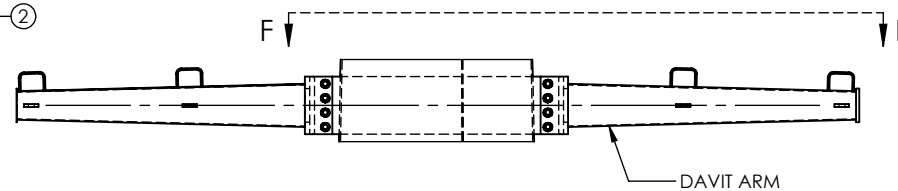


TOP WEIGHT : 5,472 lbs
BOT WEIGHT : 13,794 lbs
ARM'S WEIGHT : 187 lbs
NOTE: INCLUDES 6% OF GALVANIZING

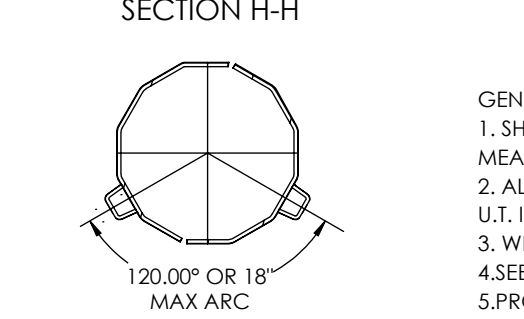
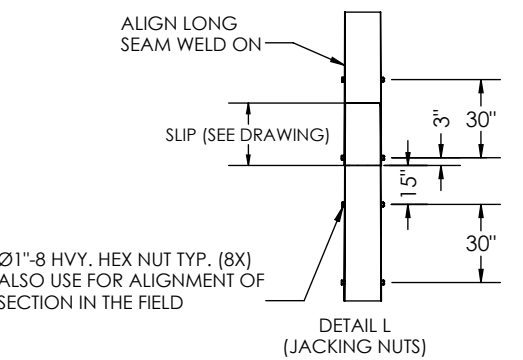
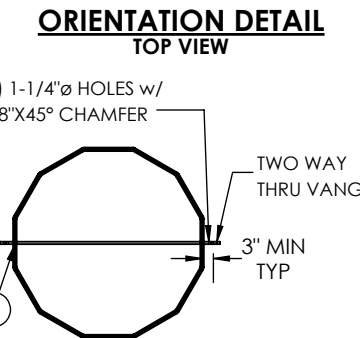
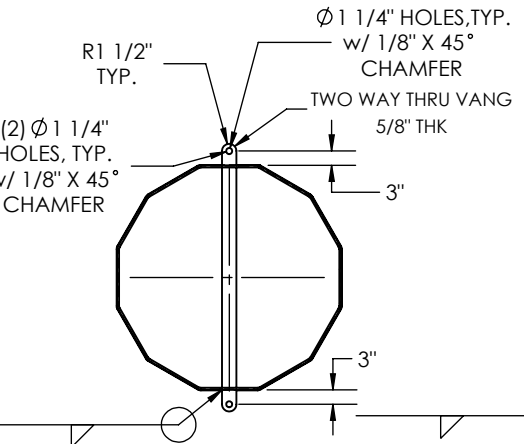
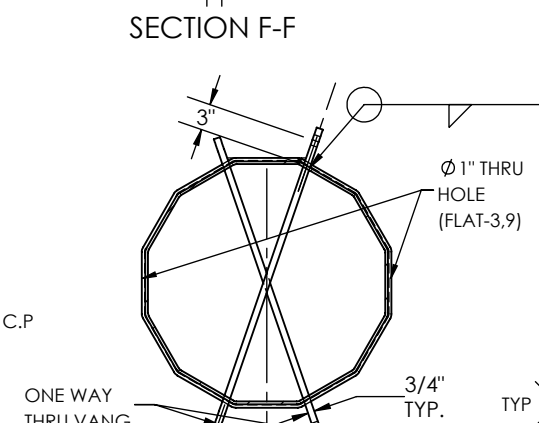
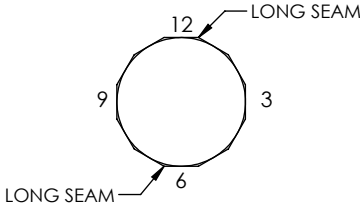
STR #6
POLE HT: 80'-0"
DWG. NO. XX
MFR./ MM/YYYY
MFR-WO NO:
GUC
WT: XXXX lbs
UGLM: 6609.78 FT-K.

ID TAG DETAILS
 3/8" ENGRAVED

ITEM NO.	PART NUMBER	DESCRIPTION	MATERIAL	QTY.
1	10571-SECA029	SECTION POLE, 61.20" X 40.2" X 0.4375" X 44'-3"	A572 GR.65	1
2	10571-SECB029	SECTION POLE, 43.69" X 24.00" X .3125" X 41'-6"	A572 GR.65	1
3	10571-A-PC001	SW VANG, 33"X25"X0.625" THK	A572 GR.65	1
4	10571-ARMA001	SECTION, ARM, 9" X 6" X 0.1875" X 5'-0"	A572 GR.65	4
5	42130	Bolt, Structural, 1-8 x 3-1/2", HDG, HH, A325	A325	32
6	44066	WAASHER, Flat, 1", F436	F436	32
7	43045	NUT, STRUCTURAL, 1-8, HH, HDG, A563	A563	32



HOLE SIZE Ø	DISTANCE FROM TOP OF THE POLE	FLATS
1"	10'-0"	3,9
1"	11'-0"	3,9
1"	18'-0"	3,9
1"	19'-0"	3,9
1"	26'-0"	3,9
1"	27'-0"	3,9
1 1/16"	49'-9"	3,9
1 1/16"	50'-6"	6,12



STEP CLIPS FOR 3/4" STEP BOLTS
 STEP CLIPS ON 15" SPACING
 STEP CLIPS START AT 8'-0" ABOVE
 THE BASE PLATE AND GO TO 2'-0" FROM
 TOP OF POLE WITH STAGGERED SPACING.
 CLIMBING FACE IS FLAT6.

- GENERAL NOTES:**
1. SHAFT DIMENSIONS ARE 12 SIDED MEASURED FLAT TO FLAT.
 2. ALL FULL PENETRATION WELDS TO BE U.T. INSPECTED.
 3. WELDING CODE AWS D1.1.
 4. SEE DETAIL SHEET
 5. PROVIDE 5 PERCENT MORE FASTENING HARDWARE THAN REQUIRED.
 6. FINISH HOT DIP GALVANIZED.

QTY: 1



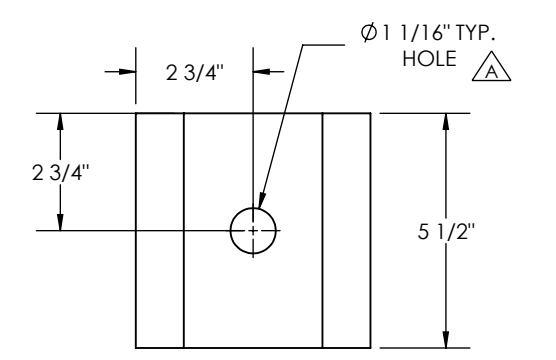
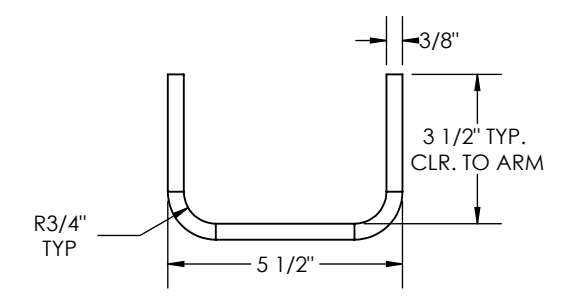
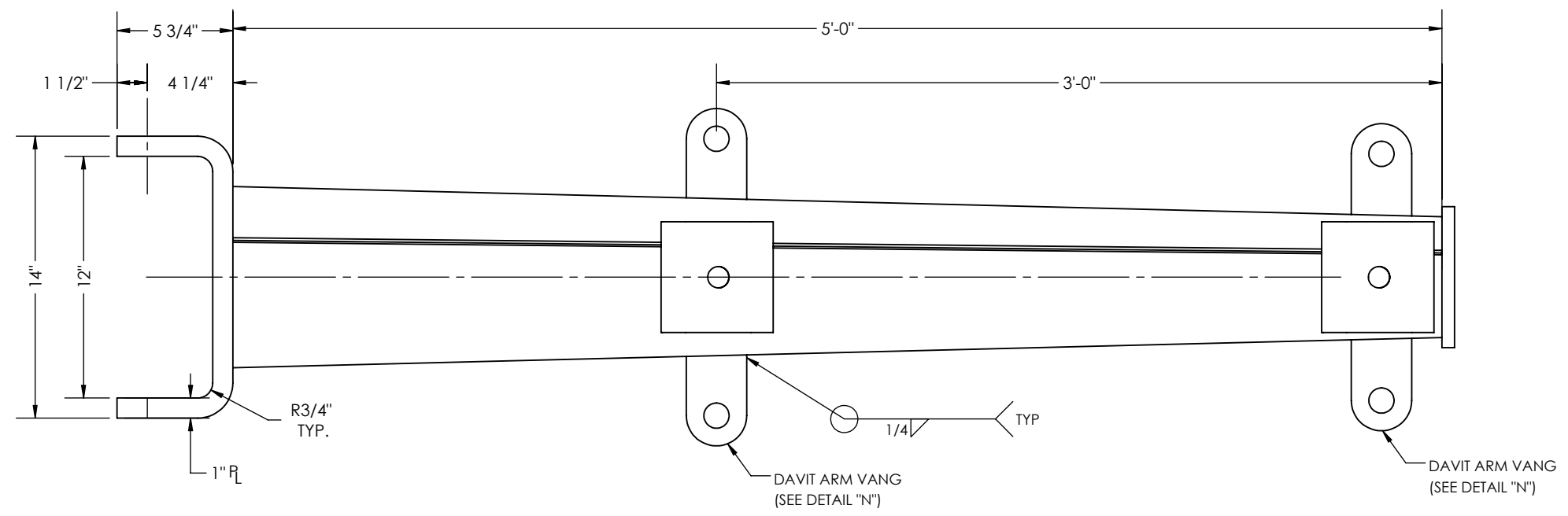
700 E. MCCLEROY, SUITE A
 SAGINAW, TEXAS 76179
 682.286.0046 PH
 682.286.0086 FX
 CHMINDUSTRIES.COM

BREAK ALL SHARP EDGES .005/0.15.
 REMOVE ALL BURRS AND CHIPS

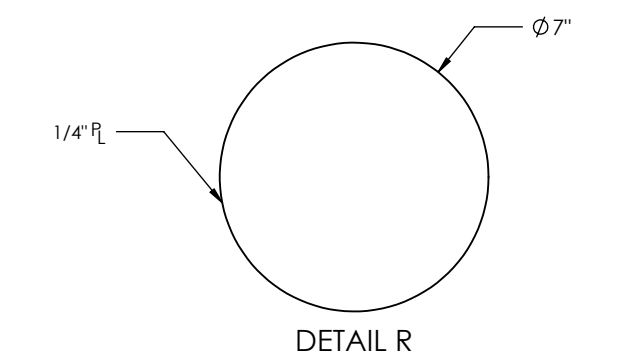
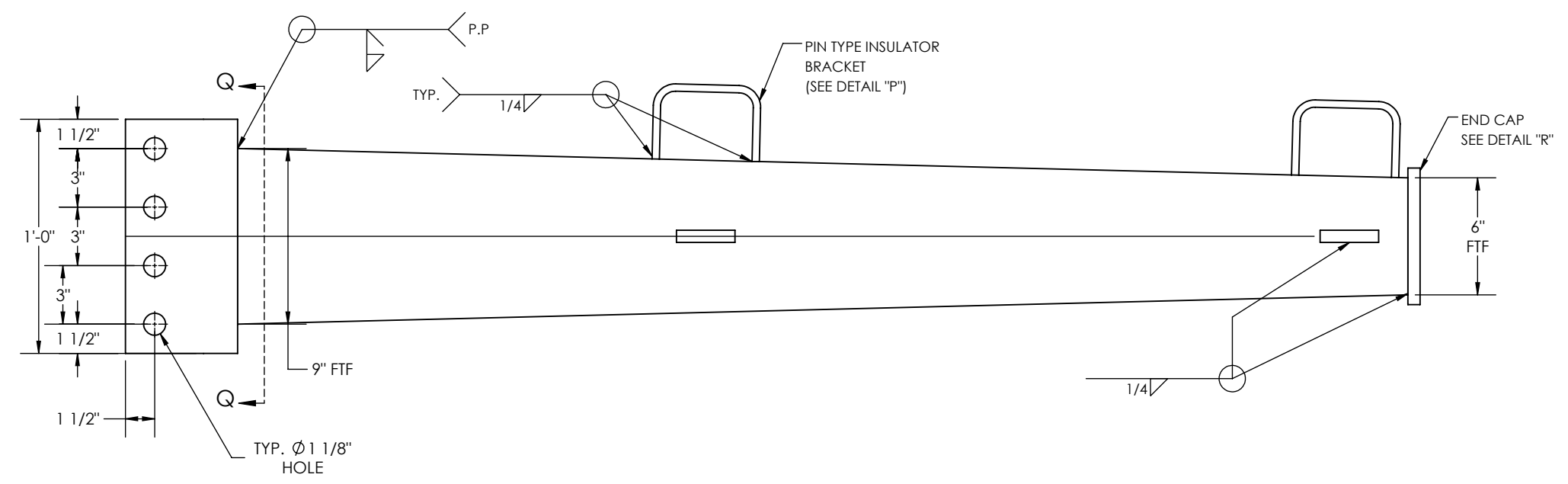
TOLERANCES UNLESS OTHERWISE SPECIFIED
 GENERAL TOLERANCE: ±1/16
 ANGULAR: ±0.5°

SPECIFICATIONS	BY	DATE
MATERIAL: GALVANIZED	PG	06/20/2022
SCALE: NTS B	BM	09/28/2022
DO NOT SCALE DRAWING		

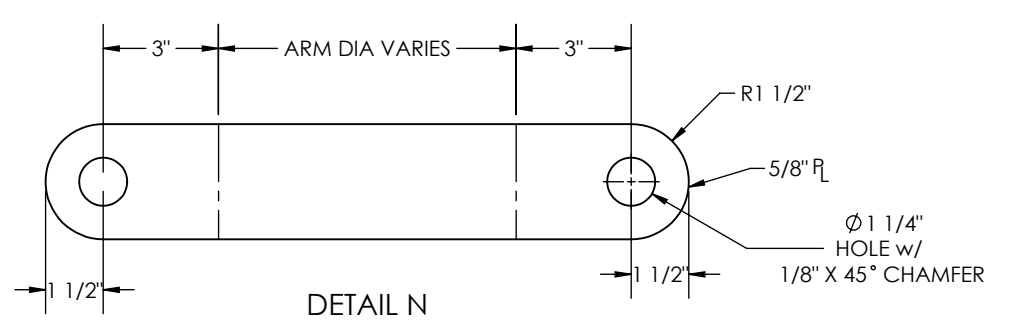
JOB NO. 22-10571	PART NO. 10571-5300	DWG. NO. 22-10571-STR-5300	REV. A
GREENVILLE UTILITIES DE-30L 2D ARM 1-CD			



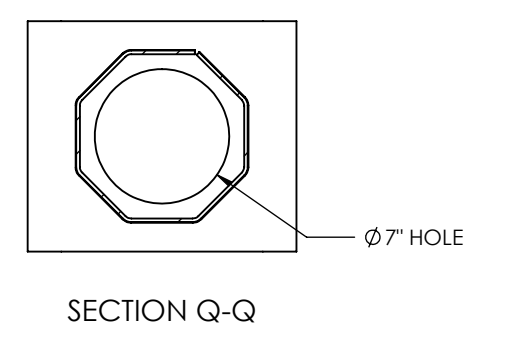
DETAIL P



DETAIL R



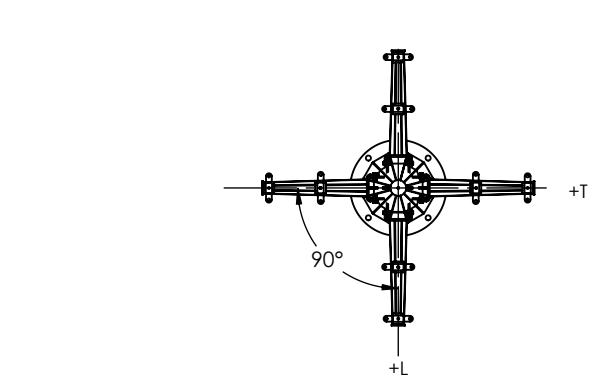
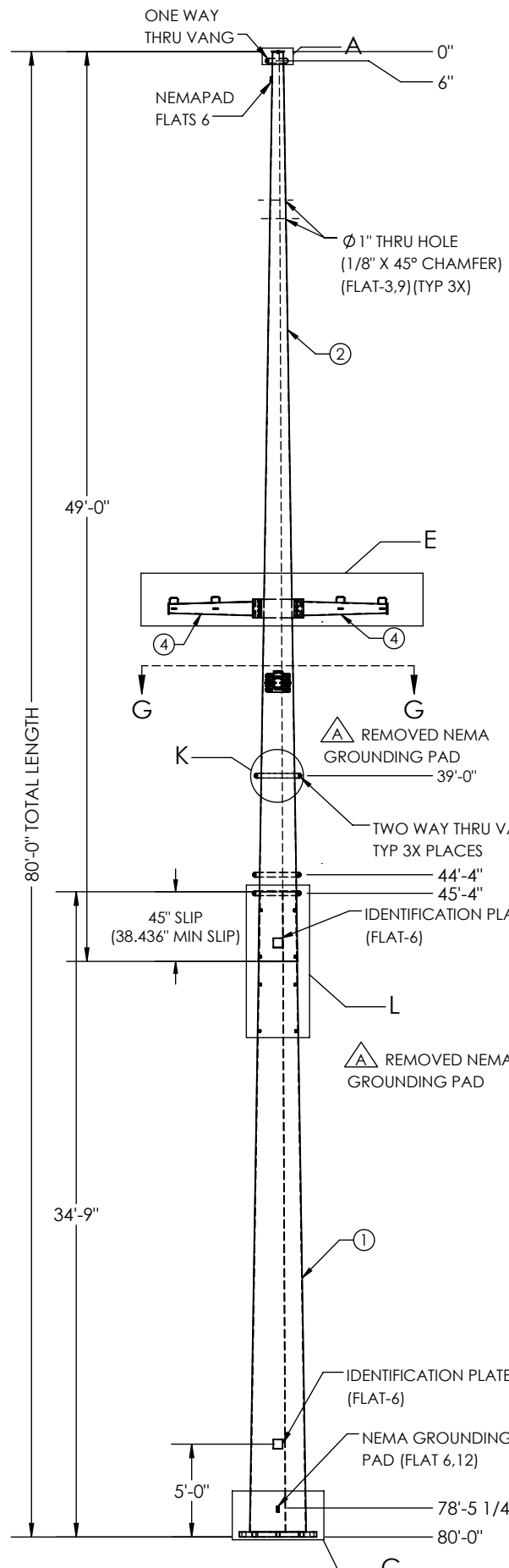
DETAIL N



SECTION Q-Q

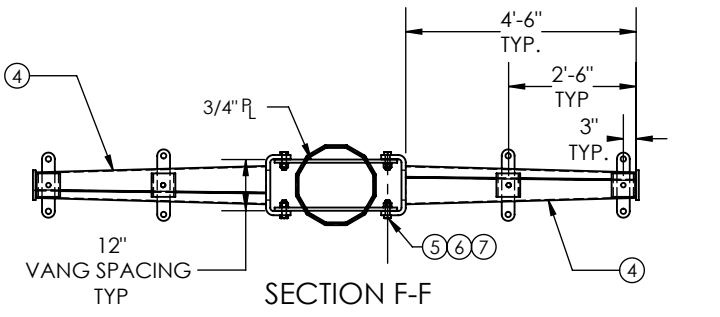
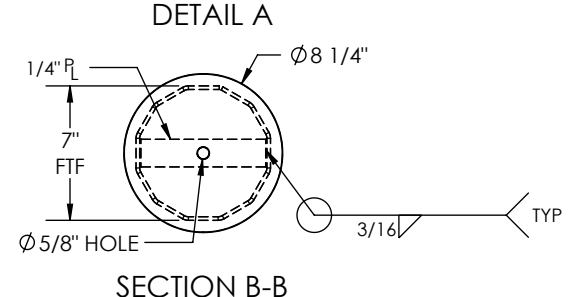
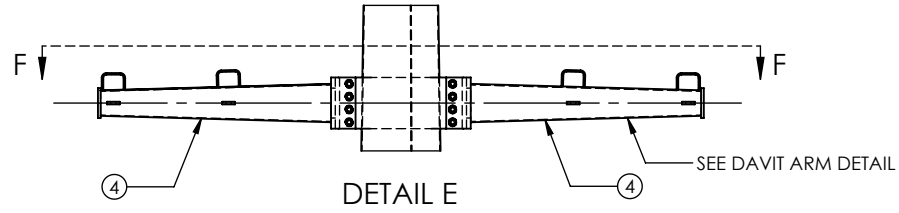
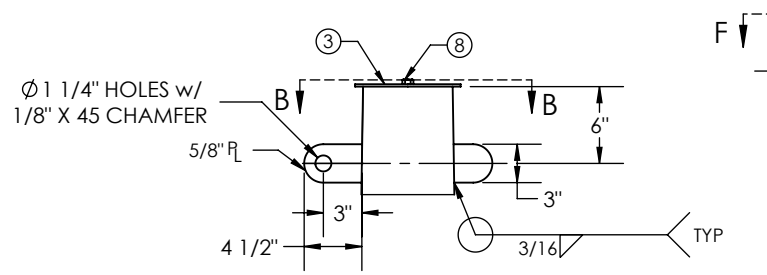
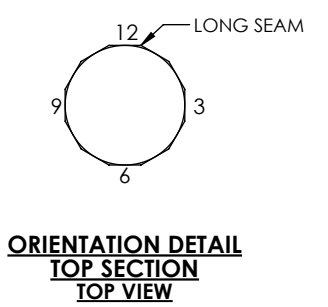
QTY: 1

THIS DWG IS PROPERTY OF CHM INDUSTRIES AND CONTAINS PROPRIETARY INFORMATION WHICH MAY NOT BE COPIED OR REPRODUCED WITHOUT PRIOR WRITTEN CONSENT FROM CHM INDUSTRIES.		DIMENSIONS ARE IN INCHES UNLESS OTHERWISE SPECIFIED		SPECIFICATIONS MATERIAL: - FINISH: GALVANIZED SCALE: NTS		BY: SR DATE: 06/20/2022 CHKD: - LAST REV.: BM 09/28/2022		JOB NO.: 22-10571 PART NO.: 10571-5300 DWG. NO.: 22-10571-STR-5300 SHEET: 2 of 2		REV. A	
		700 E. MCCLEROY, SUITE A SAGINAW, TEXAS 76179 682.286.0046 PH 682.286.0086 FX CHMINDUSTRIES.COM		BREAK ALL SHARP EDGES .005/.015. REMOVE ALL BURRS AND CHIPS		TOLERANCES UNLESS OTHERWISE SPECIFIED GENERAL TOLERANCE: $\pm 1/16$ ANGULAR: $\pm 0.5^\circ$		THIRD ANGLE PROJECTION		GREENVILLE UTILITIES DE-30L 2D ARM 1-CD	
DO NOT SCALE DRAWING											

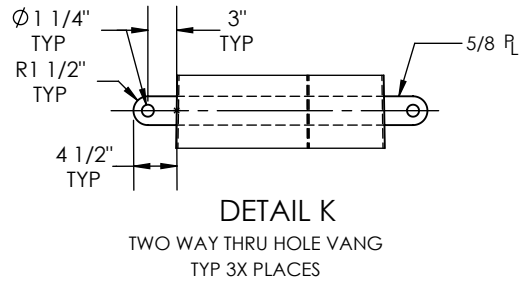
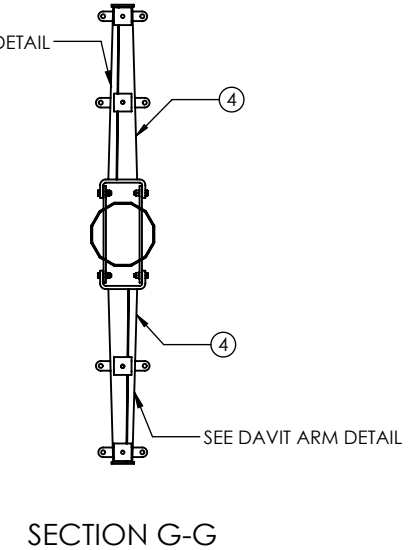
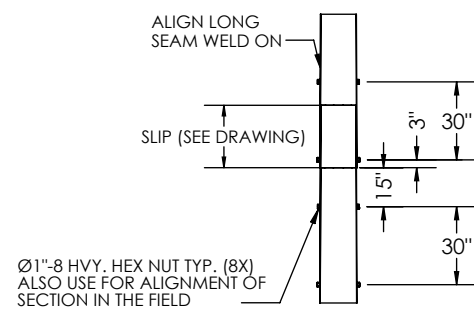
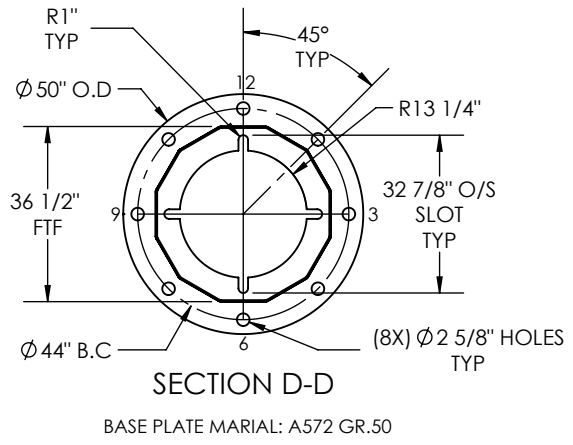
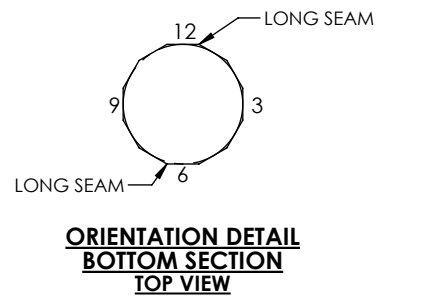
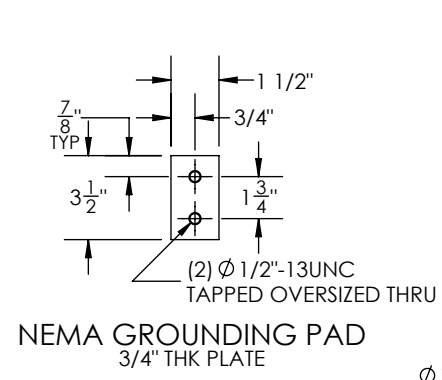
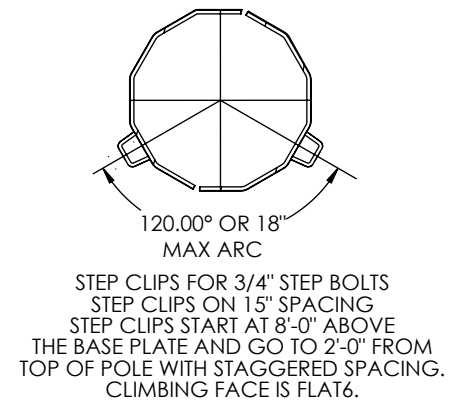
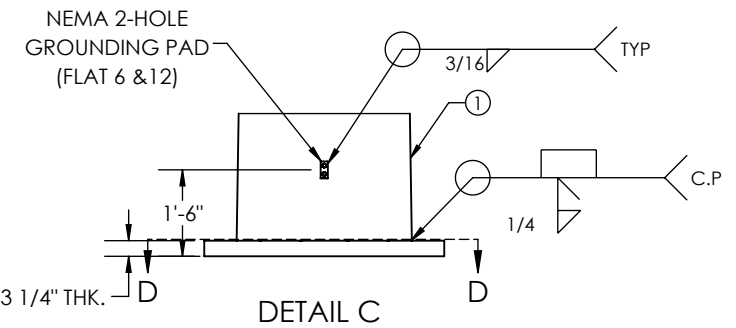


TOP WEIGHT : 2,081.935 lbs
BOT WEIGHT : 4,957.768 lbs
ARM'S WEIGHT : 707.00 lbs
NOTE: INCLUDES 6% OF GALVANIZING

GUC
 POLE HT: 80'-0"
 STR #8
 MM/YYYY
 WT: XXXX LBS
 CHM: 22-10571
 UGLM: 1809.01 FT-K,
ID TAG DETAILS
 3/8" ENGRAVED



POLE HOLE CHART		
HOLE SIZE ø	DISTANCE FROM TOP	FLATS
1"	8'-0"	3,9
1"	9'-0"	3,9
1"	14'-0"	3,9
1"	15'-0"	3,9
1"	20'-0"	3,9
1"	21'-0"	3,9
13/16"	38'-0"	3,9
13/16"	40'-0"	3,9



GENERAL NOTES:
 1. SHAFT DIMENSIONS ARE 12 SIDED MEASURED FLAT TO FLAT.
 2. ALL FULL PENETRATION WELDS TO BE U.T. INSPECTED.
 3. WELDING CODE AWS D1.1.
 4. SEE DETAIL SHEET
 5. PROVIDE 5 PERCENT MORE FASTENING HARDWARE THAN REQUIRED.
 6. FINISH HOT DIP GALVANIZED.

QTY: 1

FACING FRONT OF POLE
 FLAT 6



700 E. MCCLEROY, SUITE A
 SAGINAW, TEXAS 76179
 682.286.0046 PH
 682.286.0086 FX
 CHMINDUSTRIES.COM

DIMENSIONS ARE IN INCHES UNLESS OTHERWISE SPECIFIED

BREAK ALL SHARP EDGES .005/.015.
 REMOVE ALL BURRS AND CHIPS

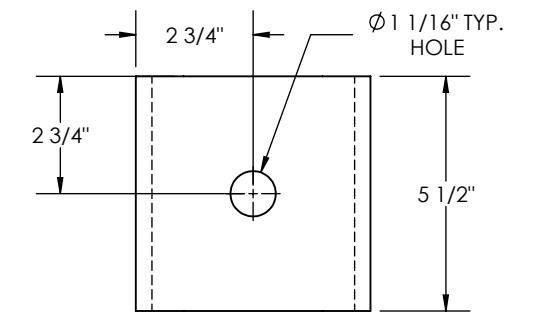
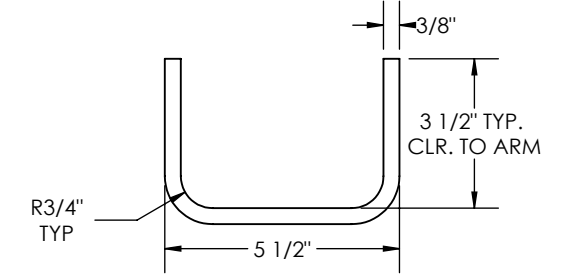
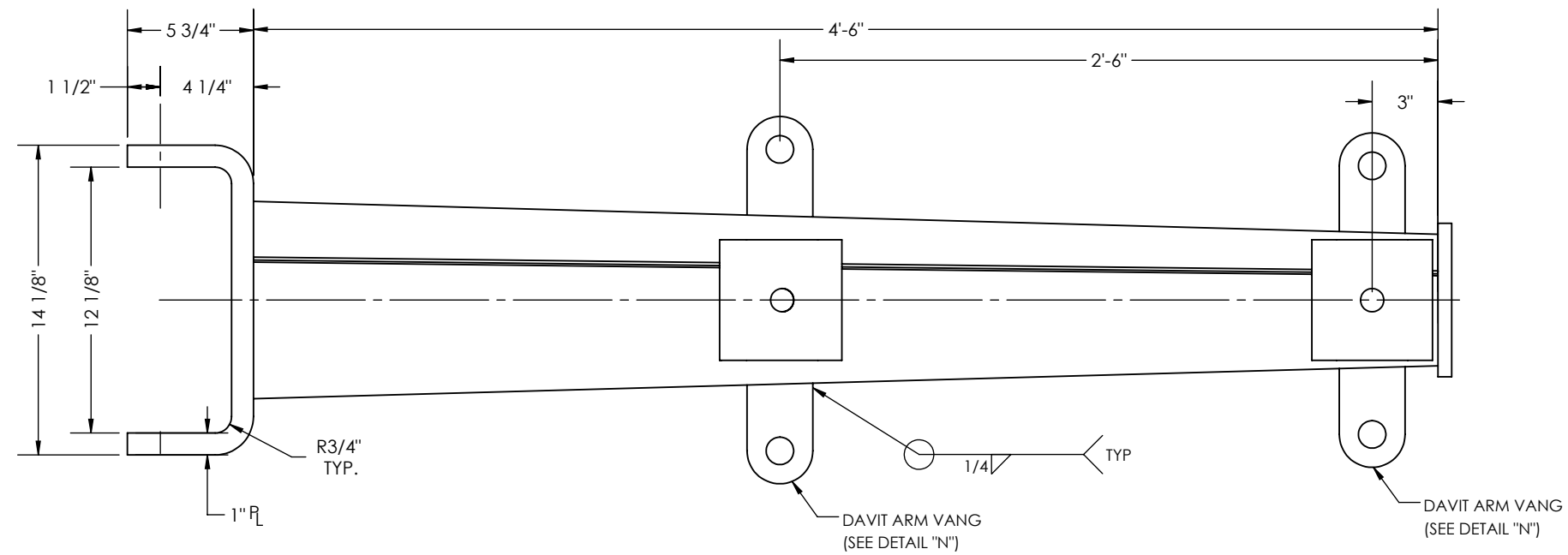
TOLERANCES UNLESS OTHERWISE SPECIFIED

GENERAL TOLERANCE: ±1/16
 ANGULAR: ±0.5°

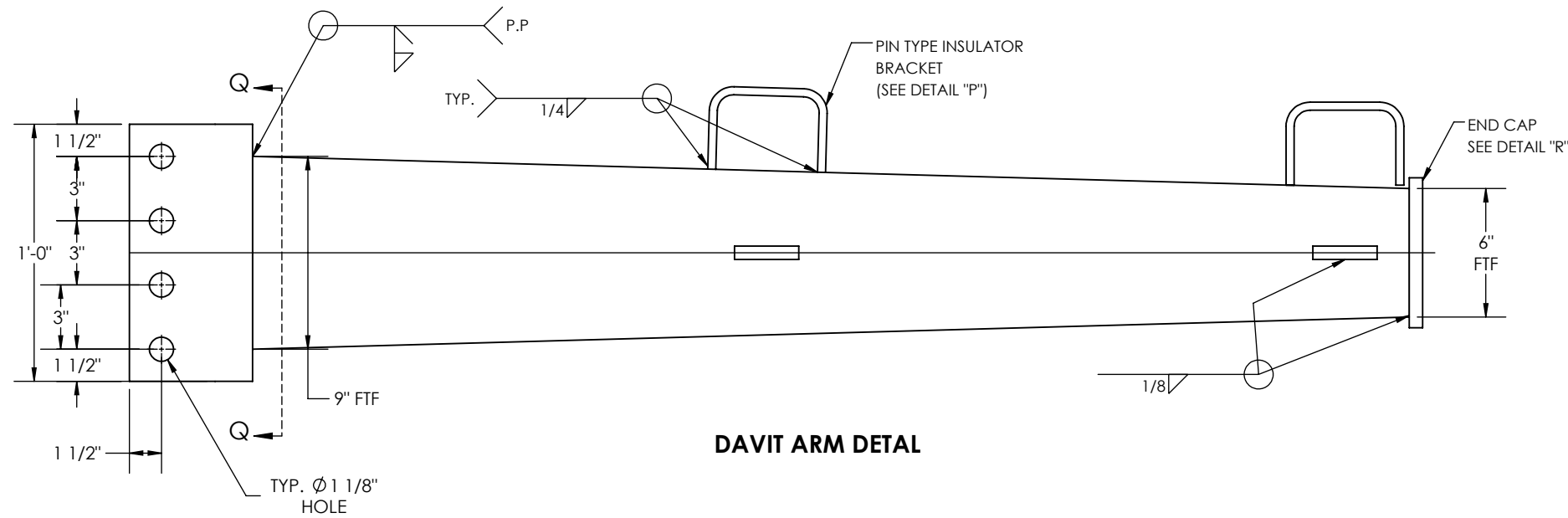
SPECIFICATIONS		BY	DATE
MATERIAL:	-	SR	09/28/2022
FINISH:	GALVANIZED	CHKD:	-
SCALE:	NTS	LAST REV.:	TG10/14/2022
DO NOT SCALE DRAWING		THIRD ANGLE PROJECTION	

ITEM NO.	PART NUMBER	DESCRIPTION	MATERIAL	QTY.
1	10571-SECA030	SECTION POLE, 36.5" x 23.47" x 0.5" x 34'-9"	A572 GR.65	1
2	10571-SECB030	SECTION POLE, 25.37" x 7" x 0.1875" x 49'-0"	A572 GR.65	1
3	10571-A-PC010	POLE CAP, ø8.25" X 0.1875"	A572 GR.65	1
4	10571-ARMA001	SECTION, ARM, 9" X 6" X 0.1875" X 5'-0"	A572 GR.65	4
5	42130	Bolt, Structural, 1-8 x 3-1/2", HDG, HH, A325	A325	32
6	44066	WASHER Flat, 1", F436	F436	32
7	43045	NUT, STRUCTURAL, 1-8, HH, HDG, A563	A563	32
8	42107	Bolt, 1/2-13 x 1 1/2", SS, HH, Full Thread	SS	1
9	42019	Bolt, 1/2-13 x 1", SS, HH	SS	6

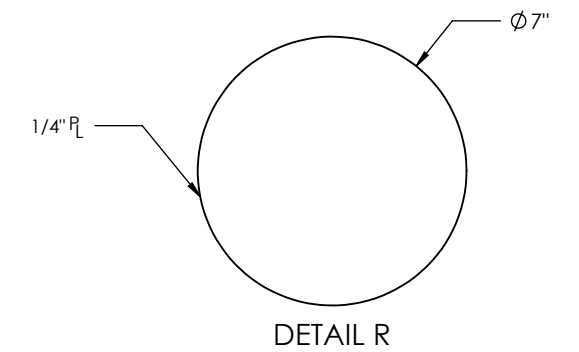
GREENVILLE UTILITIES
 STR#8-80FT



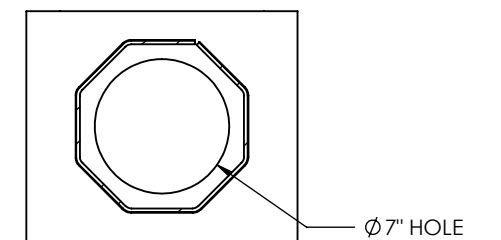
DETAIL P



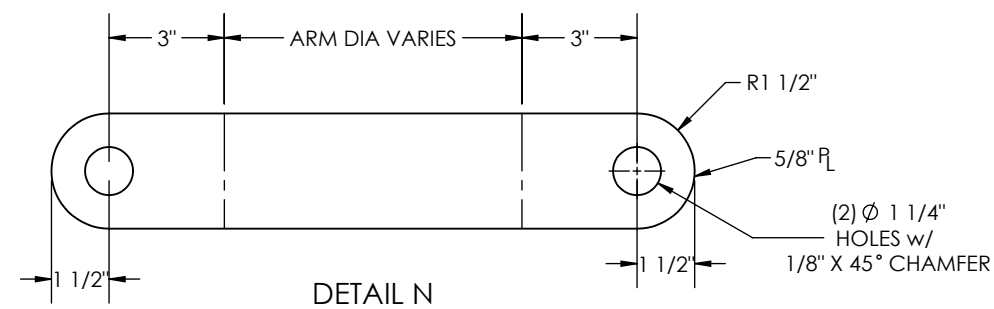
DAVIT ARM DETAIL



DETAIL R



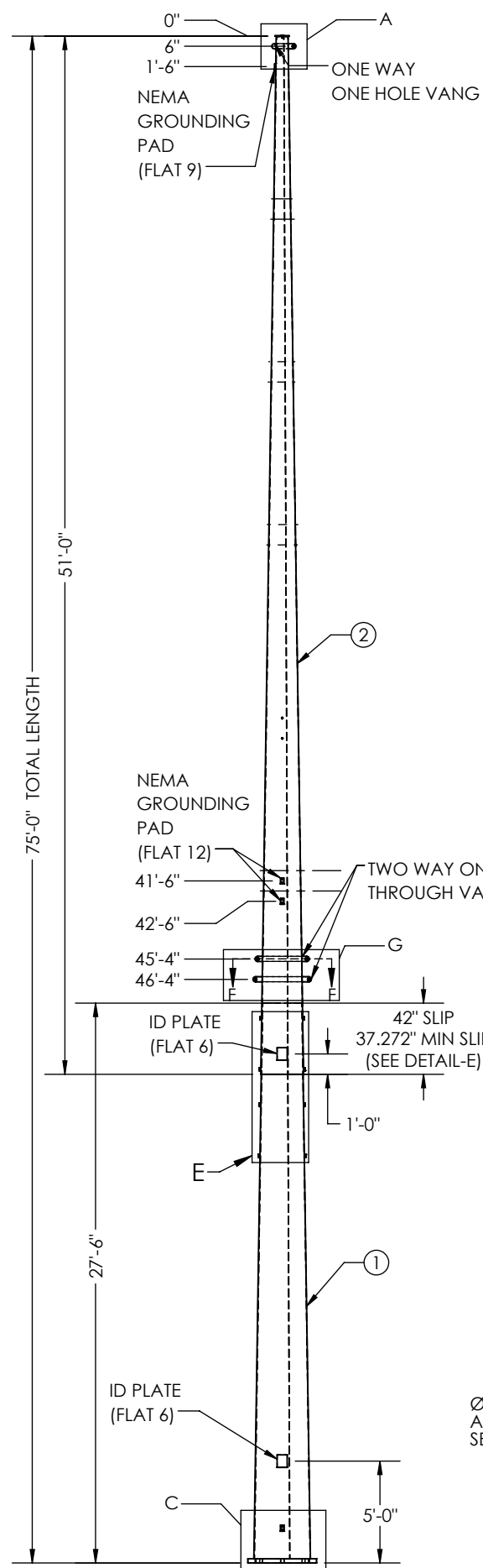
SECTION Q-Q



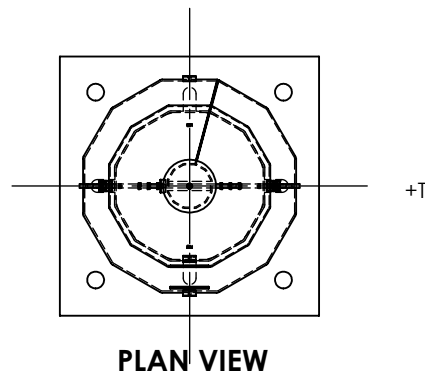
DETAIL N

QTY: 1

<small>THIS DWG IS PROPERTY OF CHM INDUSTRIES AND CONTAINS PROPRIETARY INFORMATION WHICH MAY NOT BE COPIED OR REPRODUCED WITHOUT PRIOR WRITTEN CONSENT FROM CHM INDUSTRIES.</small> CHM INDUSTRIES		700 E. MCCLEROY, SUITE A SAGINAW, TEXAS 76179 682.286.0046 PH 682.286.0086 FX CHMINDUSTRIES.COM	DIMENSIONS ARE IN INCHES UNLESS OTHERWISE SPECIFIED TOLERANCES UNLESS OTHERWISE SPECIFIED GENERAL TOLERANCE: ±1/16 ANGULAR: ±0.5°	SPECIFICATIONS MATERIAL: - FINISH: GALVANIZED SCALE: NTS B DO NOT SCALE DRAWING	BY: SR DATE: 29-09-2022 CHKD: - LAST REV.: - THIRD ANGLE PROJECTION	JOB NO.: 22-10571 PART NO.: 10571-5400 DWG NO.: 10571-5400_STR#8 SHEET: 2 of 2	REV.: -
GREENVILLE UTILITIES DE-30L 2D ARM 1-CD							



FACING FRONT OF POLE (FLAT-6)

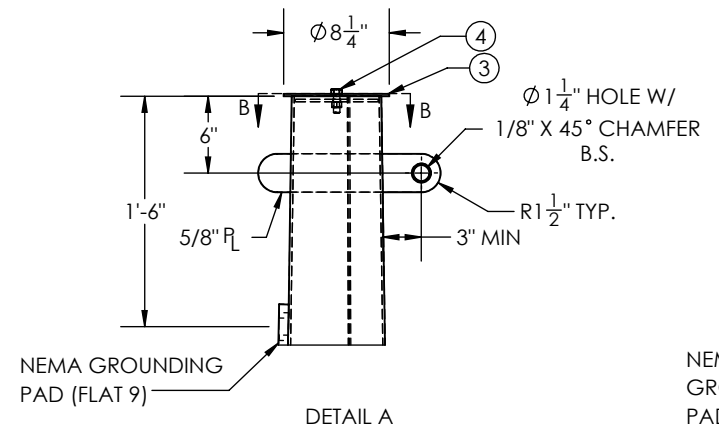


PLAN VIEW

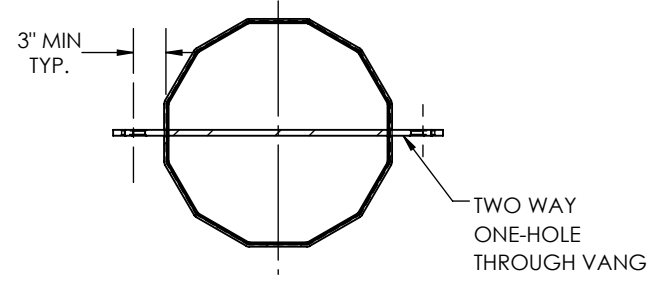
TOP WEIGHT: 1,812 lbs
 BOT WEIGHT: 3,098 lbs
 (INCLUDES 6% FOR GALVANIZING)

STR: #11
 HT: 75FT
 DWG. NO:
 MFR. WO-NO:
 MM/YYYY
 GUC
 WT: XX LBS
 UGLM: 1149.73 FT.-K

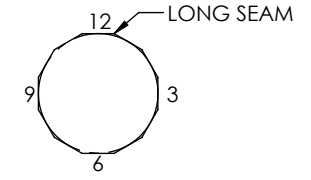
ID TAG DETAIL
 3/8" ENGRAVED



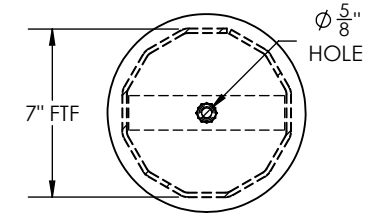
DETAIL A



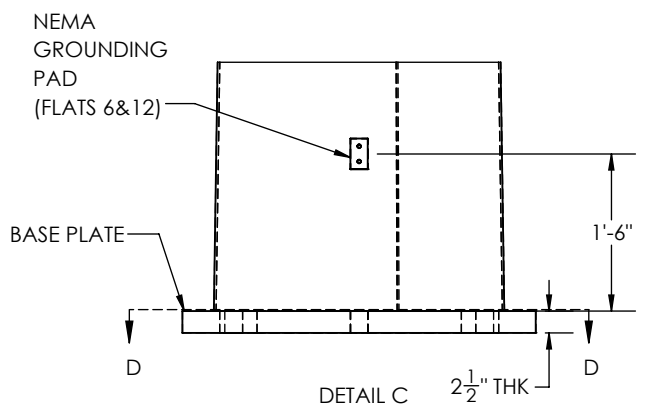
SECTION F-F



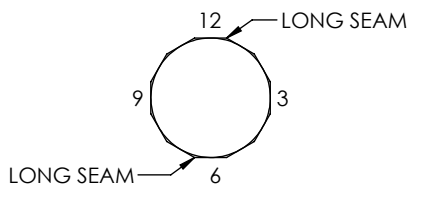
ORIENTATION DETAIL
 TOP SECTION
 TOP VIEW



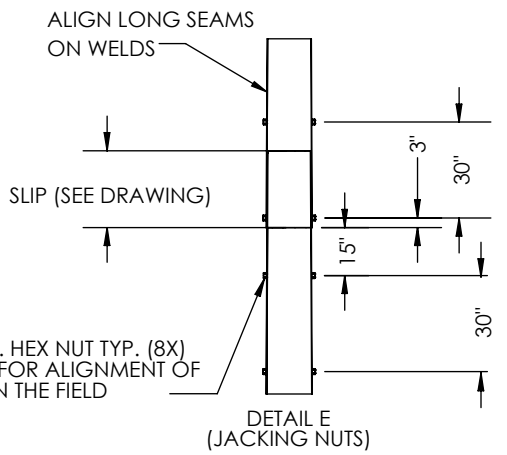
SECTION B-B



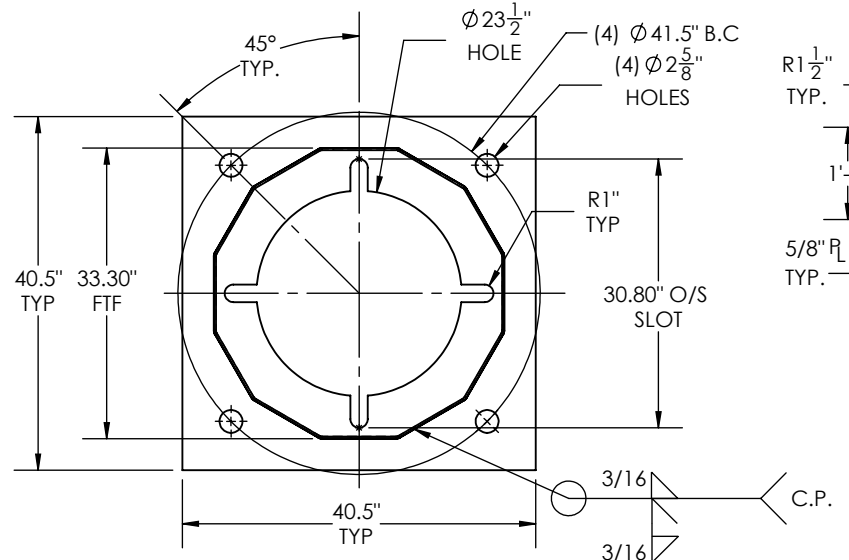
DETAIL C



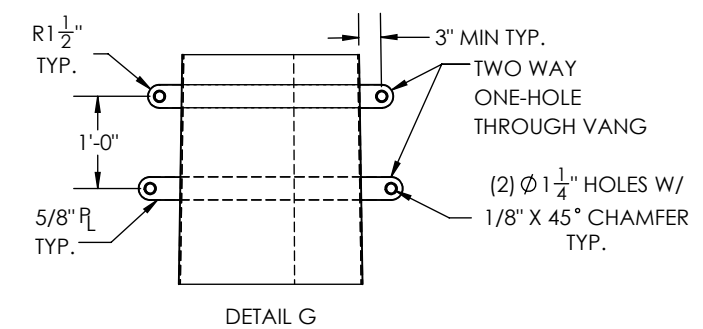
ORIENTATION DETAIL
 BOTTOM SECTION
 TOP VIEW



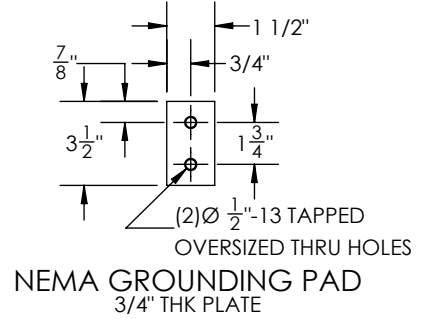
DETAIL E (JACKING NUTS)



BASE PLATE MATL: A572 GR50
 SECTION D-D



DETAIL G



NEMA GROUNDING PAD
 3/4" THK PLATE

GENERAL NOTES:
 1. SHAFT DIMENSIONS ARE 12 SIDED MEASURED FLAT TO FLAT.
 2. ALL FULL PENETRATION WELDS TO BE U.T. INSPECTED.
 3. WELDING CODE AWS D1.1.
 4. FINISH HOT DIP GALVANIZED

QTY: 1

ITEM NO.	PART NUMBER	DESCRIPTION	MATERIAL	QTY.
1	10571-SECA031	SECTION, POLE, 33.30" X 23.47" X 0.25" X 27'-6"	A572 GR.65	1
2	10571-SECB031	SECTION, POLE, 25.22" X 7" X 0.1875" X 51'-0"	A572 GR.65	1
3	10571-A-PC010	POLE CAP, $\phi 8.25$ " X 0.1875"	A572 GR.65	1
4	42107	BOLT, 1/2-13 X 1 1/2", SS, HH, FULL THREAD	SS	1

POLE HOLE CHART		
HOLE SIZE ϕ (IN.)	DISTANCE FROM TOP OF POLE	FLAT
1	8'-0"	3,9
1	9'-0"	3,9
1	16'-0"	3,9
1	17'-0"	3,9
1	24'-0"	3,9
1	25'-0"	3,9
13/16	33'-6"	6,12
13/16	34'-6"	6,12
11/16	41'-0"	3,9
11/16	42'-0"	3,9

THIS DWG IS PROPERTY OF CHM INDUSTRIES AND CONTAINS PROPRIETARY INFORMATION WHICH MAY NOT BE COPIED OR REPRODUCED WITHOUT PRIOR WRITTEN CONSENT FROM CHM INDUSTRIES.

700 E. MCCLEROY, SUITE A SAGINAW, TEXAS 76179
 682.286.0046 PH
 682.286.0086 FX
 CHMINDUSTRIES.COM

BREAK ALL SHARP EDGES 005/015.
 REMOVE ALL BURRS AND CHIPS

TOLERANCES UNLESS OTHERWISE SPECIFIED
 GENERAL TOLERANCE: $\pm 1/16$
 ANGULAR: $\pm 0.5^\circ$

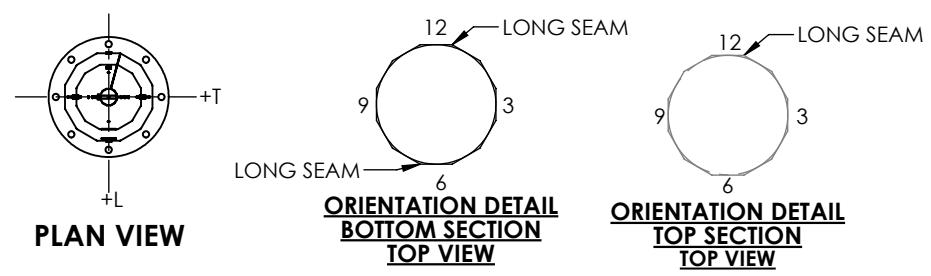
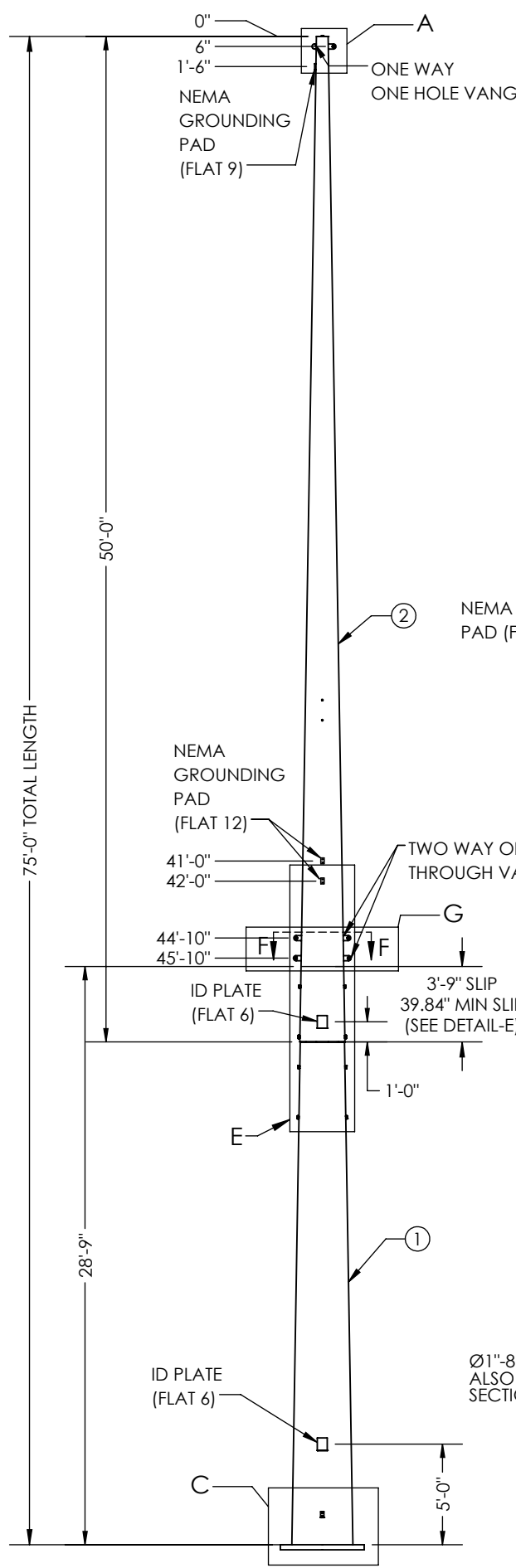
SPECIFICATIONS
 MATERIAL: -
 FINISH: GALVANIZED
 SCALE: NTS B
 DO NOT SCALE DRAWING

BY: SR
 DATE: 06/21/2022
 CHKD: -
 LAST REV.: -
 THIRD ANGLE PROJECTION

JOB NO.: 22-10571
 PART NO.: 10571-5500
 DWG NO.: 10571-5500_STR#11
 SHEET: 1 of 1

GREENVILLE UTILITIES
 STR#11-75'



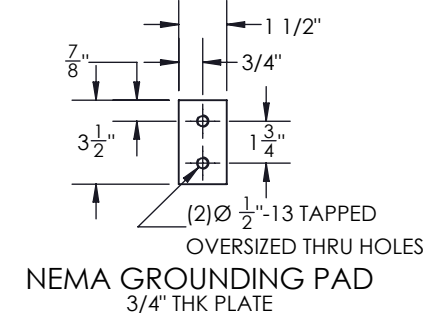
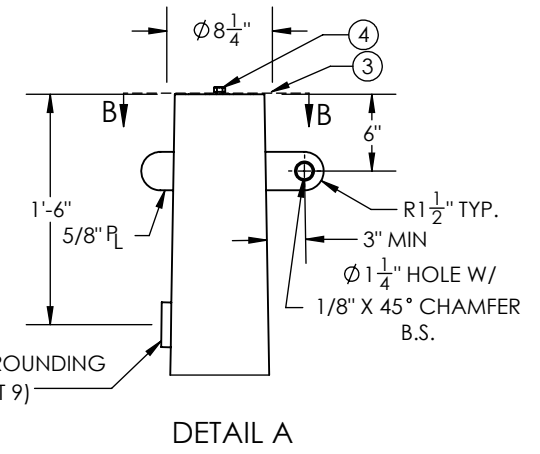


TOP WEIGHT: 1872 lbs
 BOT WEIGHT: 3754 lbs
 (INCLUDES 6% FOR GALVANIZING)

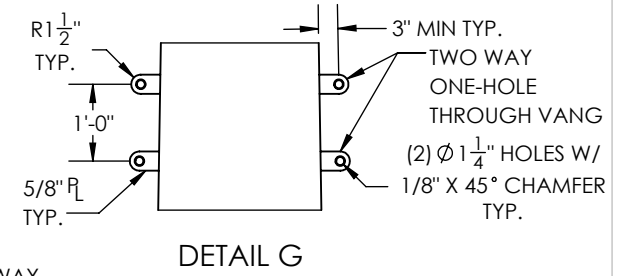
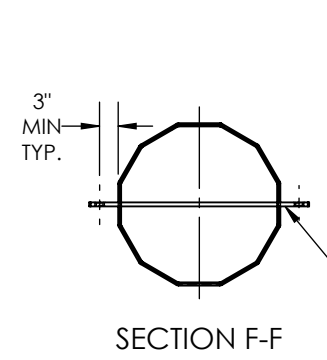
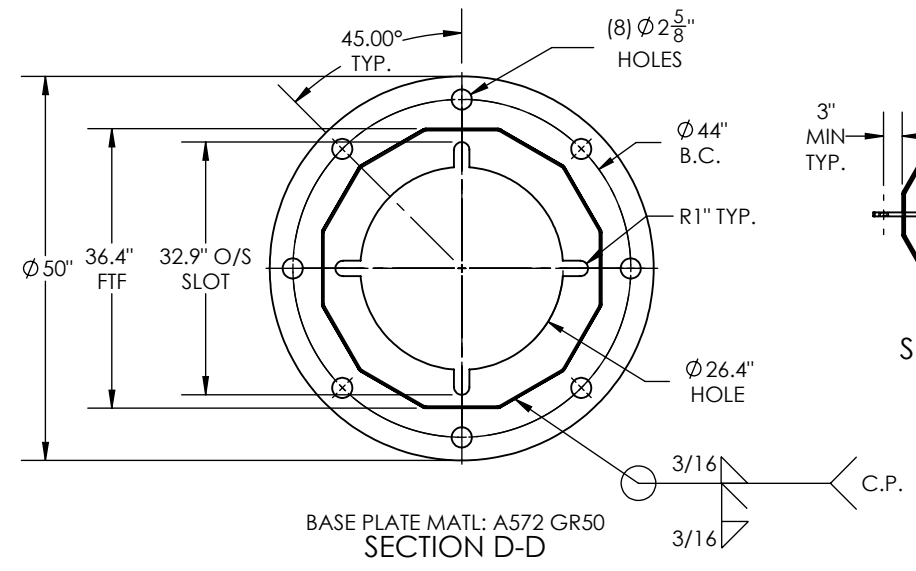
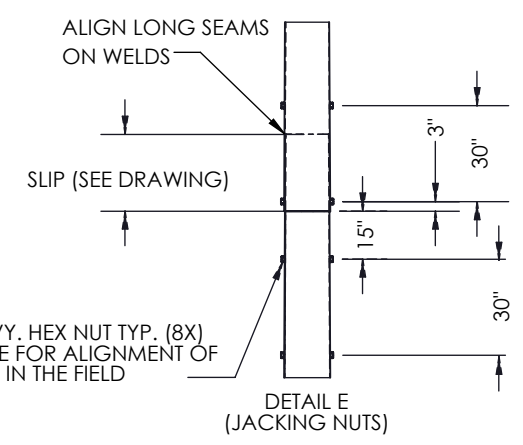
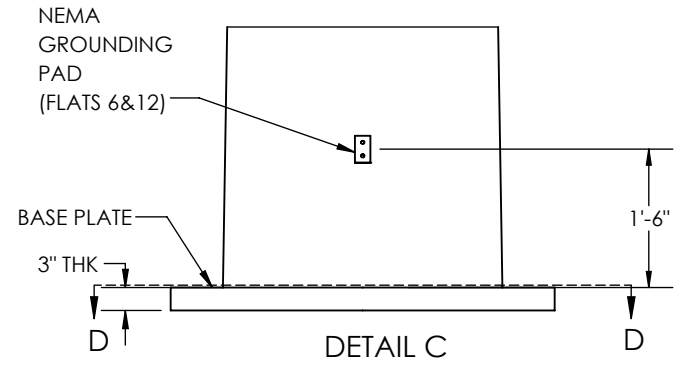
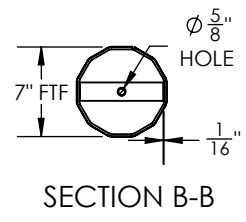
STR: #T3
 HT: 75FT
 DWG. NO:
 MFR.WO-NO:
 MM/YYYY
 GUC
 WT: XX LBS
 UGLM: 1303.81 FT.-K

ID TAG DETAIL
 3/8" ENGRAVED

ITEM NO.	PART NUMBER	DESCRIPTION	MATERIAL	QTY.
1	10571-SECA032	SECTION, POLE, 36.40" X 24.94" X 0.25" X 28'-9"	A572 GR.65	1
2	10571-SECB032	SECTION, POLE, 26.93" X 7" X 0.1875" X 50'-0"	A572 GR.65	1
3	10571-A-PC010	POLE CAP, Ø8.25" X 0.1875"	A572 GR.65	1
4	42107	BOLT, 1/2-13 X 1 1/2", SS, HH, FULL THREAD	SS	1



POLE HOLE CHART		
HOLE SIZE Ø (IN.)	DISTANCE FROM TOP OF POLE	FLAT
1	8'-0"	3,9
1	9'-0"	3,9
1	16'-0"	3,9
1	17'-0"	3,9
1	24'-0"	3,9
1	25'-0"	3,9
11/16	40'-6"	3,9
11/16	41'-6"	3,9
13/16	33'-0"	6,12
13/16	34'-0"	6,12



GENERAL NOTES:
 1. SHAFT DIMENSIONS ARE 12 SIDED MEASURED FLAT TO FLAT.
 2. ALL FULL PENETRATION WELDS TO BE U.T. INSPECTED.
 3. WELDING CODE AWS D1.1.
 4. FINISH HOT DIP GALVANIZED

QTY: 1

THIS DWG IS PROPERTY OF CHM INDUSTRIES AND CONTAINS PROPRIETARY INFORMATION WHICH MAY NOT BE COPIED OR REPRODUCED WITHOUT PRIOR WRITTEN CONSENT FROM CHM INDUSTRIES.

700 E. MCCLEROY, SUITE A
 SAGINAW, TEXAS 76179
 682.286.0046 PH
 682.286.0086 FX
 CHMINDUSTRIES.COM

BREAK ALL SHARP EDGES 0.05/0.15.
 REMOVE ALL BURRS AND CHIPS

DIMENSIONS ARE IN INCHES UNLESS OTHERWISE SPECIFIED

TOLERANCES UNLESS OTHERWISE SPECIFIED
 GENERAL TOLERANCE: ±1/16
 ANGULAR: ±0.5°

SPECIFICATIONS
 MATERIAL: -
 FINISH: GALVANIZED
 SCALE: NTS B
 DO NOT SCALE DRAWING

BY: PG
 DATE: 06/10/2022

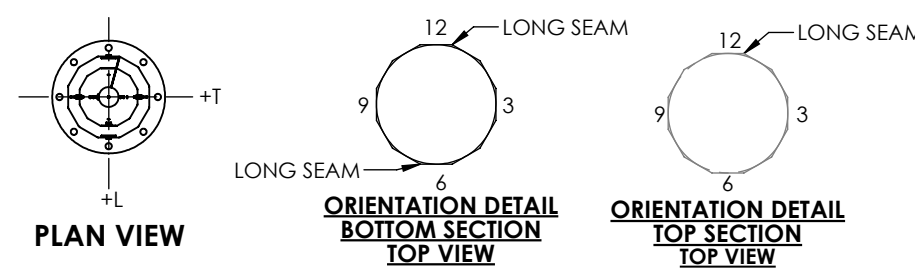
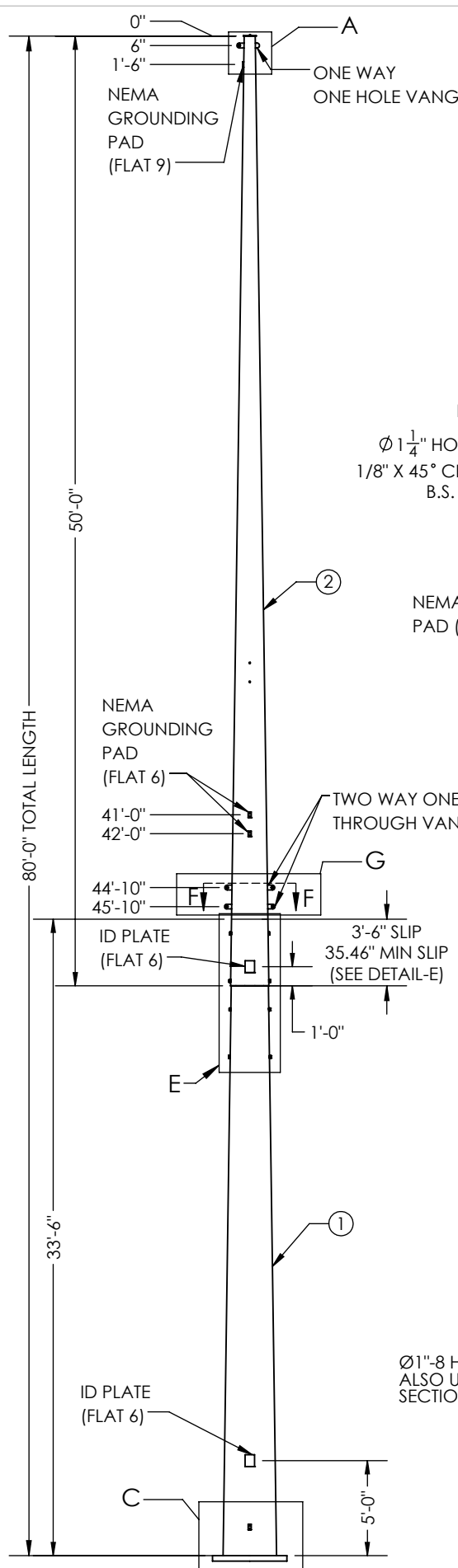
THIRD ANGLE PROJECTION

JOB NO.: 22-10571
 PART NO.: 10571-5600
 DWG NO.: 10571-5600_STR#13
 SHEET: 1 of 1

GREENVILLE UTILITIES
 STR#13-75'

FACING FRONT OF POLE (FLAT-6)



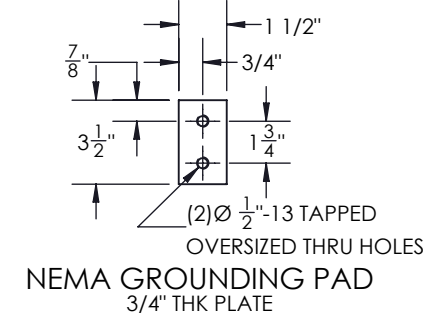
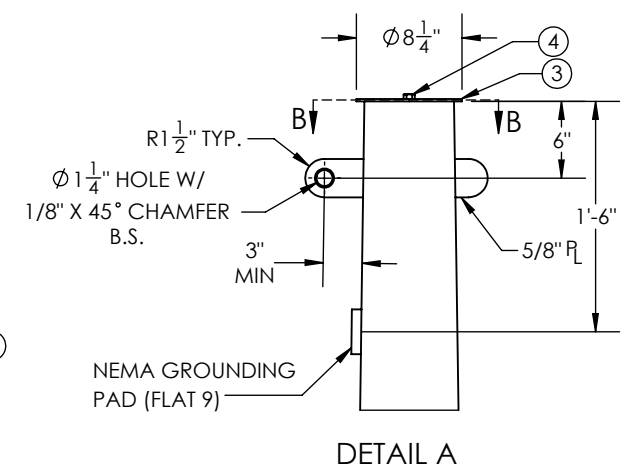


TOP WEIGHT: 2266 lbs
BOT WEIGHT: 4651 lbs
(INCLUDES 6% FOR GALVANIZING)

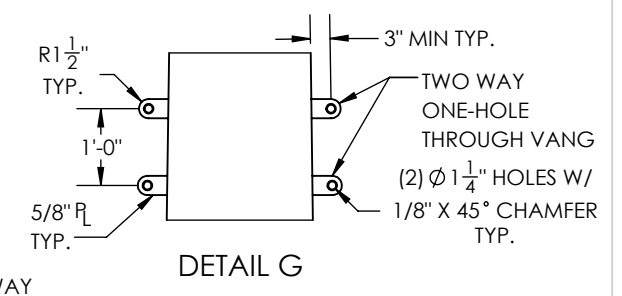
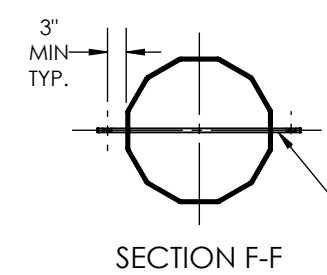
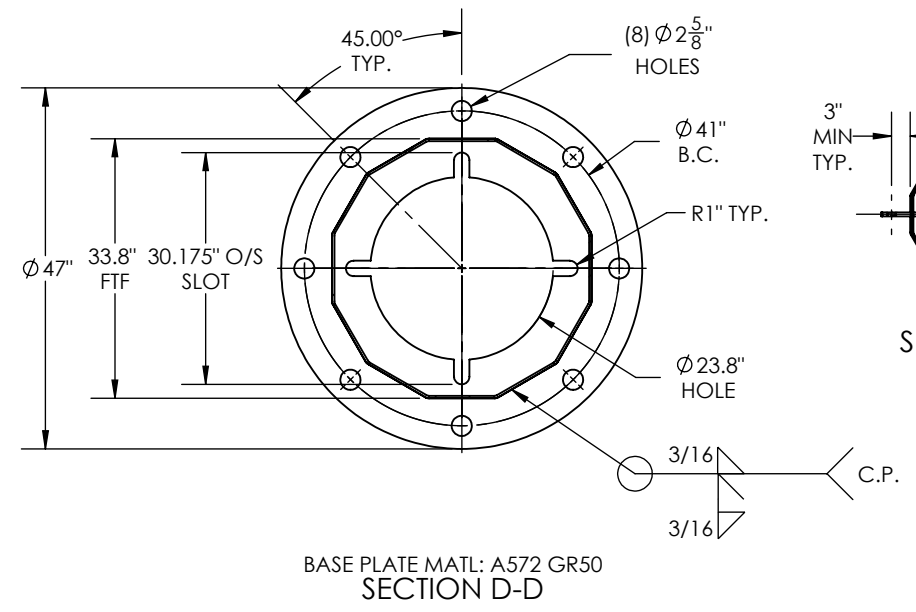
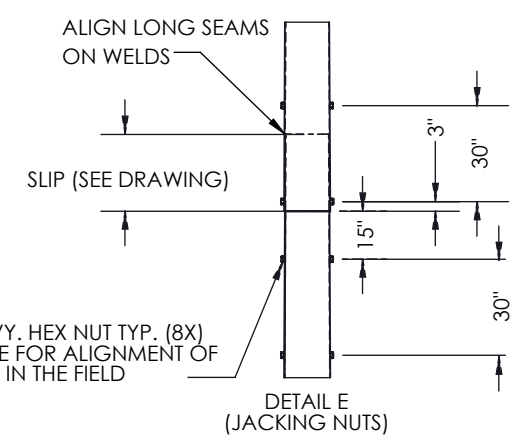
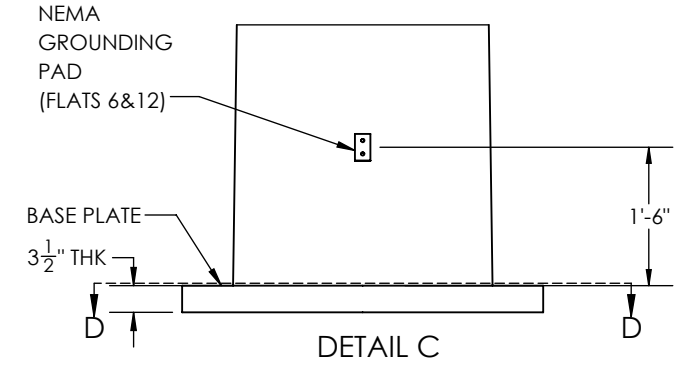
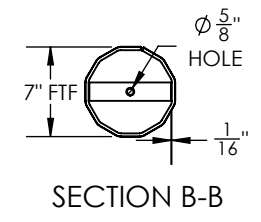
STR : #8
 HT: 80FT
 DWG. NO:
 MFR.WO-NO:
 MM/YYYY
 GUC
 WT : XX LBS
 UGLM:1548.08 FT.-K

ID TAG DETAIL
 3/8" ENGRAVED

ITEM NO.	PART NUMBER	DESCRIPTION	MATERIAL	QTY.
1	10571-SECA033	SECTION, POLE, 33.8" X 22.32" X 0.3125" X 33'-6"	A572 GR.65	1
2	10571-SECB033	SECTION, POLE, 24.14" X 7" X 0.25" X 50'-0"	A572 GR.65	1
3	10571-A-PC010	POLE CAP, Ø8.25" X 0.1875"	A572 GR.65	1
4	42107	BOLT, 1/2-13 X 1 1/2", SS, HH, FULL THREAD	SS	1



POLE HOLE CHART		
HOLE SIZE Ø (IN.)	DISTANCE FROM TOP OF POLE	FLAT
1	8'-0"	3,9
1	9'-0"	3,9
1	16'-0"	3,9
1	17'-0"	3,9
1	24'-0"	3,9
1	25'-0"	3,9
11/16	40'-6"	3,9
11/16	41'-6"	3,9
13/16	33'-0"	6,12
13/16	34'-0"	6,12



GENERAL NOTES:
 1. SHAFT DIMENSIONS ARE 12 SIDED MEASURED FLAT TO FLAT.
 2. ALL FULL PENETRATION WELDS TO BE U.T. INSPECTED.
 3. WELDING CODE AWS D1.1.
 4. FINISH HOT DIP GALVANIZED

QTY: 1

FACING FRONT OF POLE (FLAT-6)



700 E. MCCLEROY, SUITE A
 SAGINAW, TEXAS 76179
 682.286.0046 PH
 682.286.0086 FX
 CHMINDUSTRIES.COM

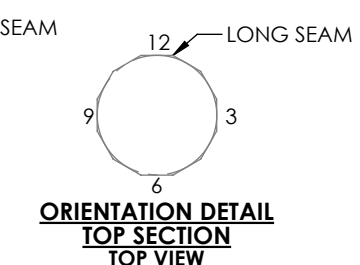
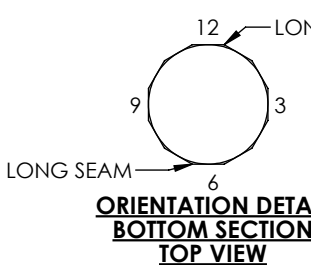
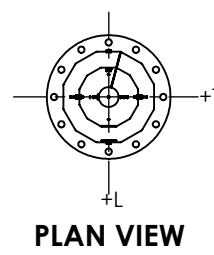
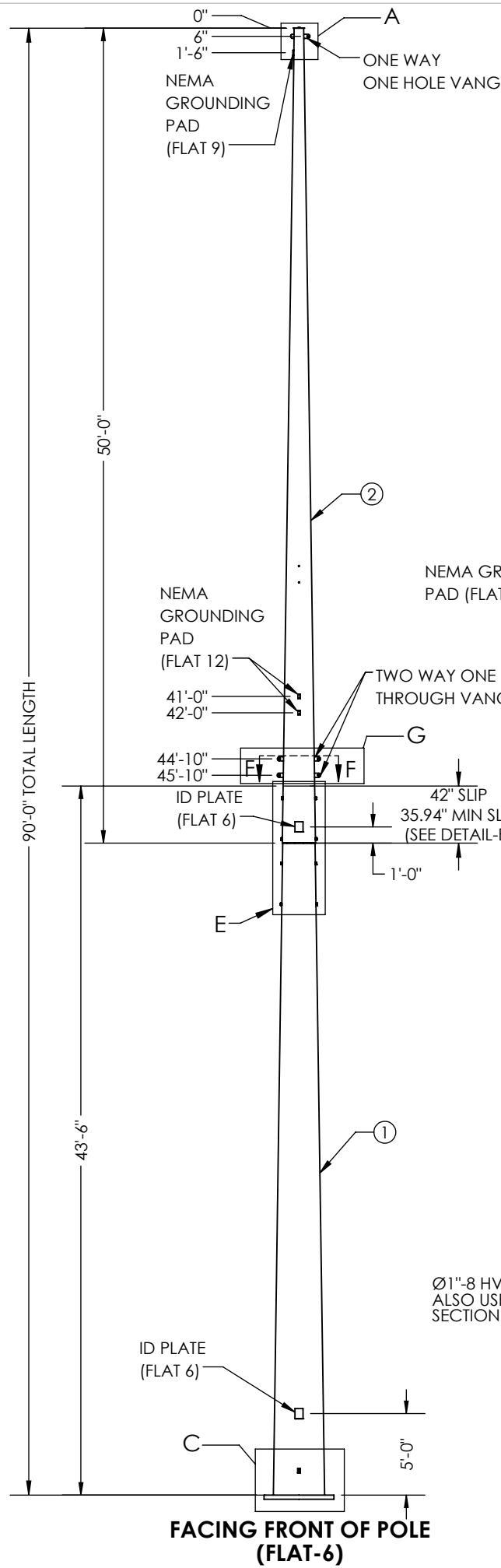
BREAK ALL SHARP EDGES 005/015.
 REMOVE ALL BURRS AND CHIPS

TOLERANCES UNLESS OTHERWISE SPECIFIED
 GENERAL TOLERANCE: ±1/16
 ANGULAR: ±0.5°

SPECIFICATIONS		BY	DATE
MATERIAL: -	CREATED: PG	PG	06/09/2022
FINISH: GALVANIZED	CHK'D: -	-	-
SCALE: NTS	LAST REV.: -	-	-
DO NOT SCALE DRAWING	THIRD ANGLE PROJECTION		

JOB NO.	PART NO.	DWG. NO.	REV.
22-10571	10571-5700	10571-5700_STR#18	-
SHEET: 1 of 1			

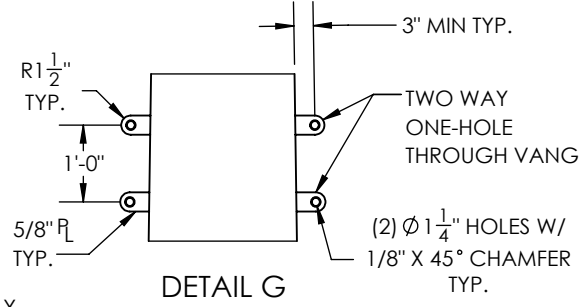
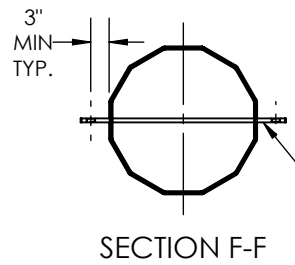
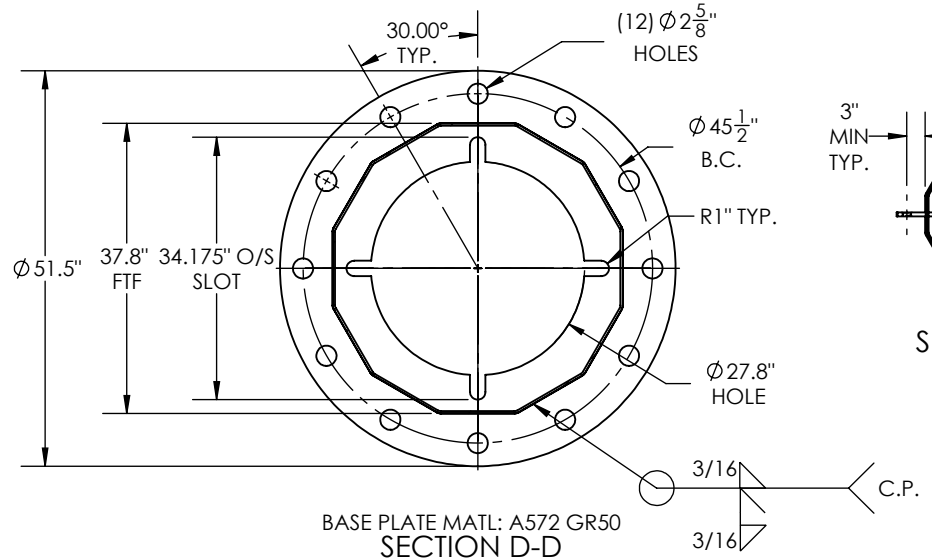
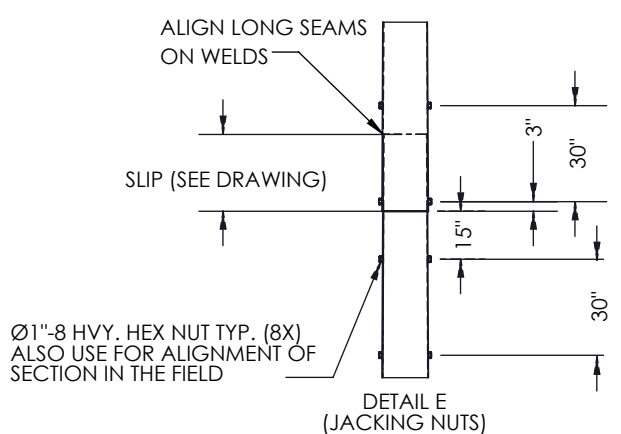
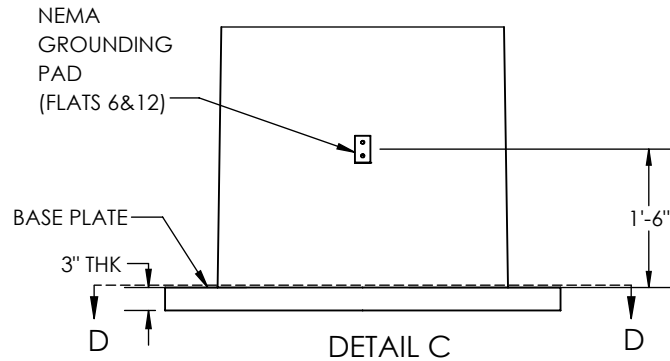
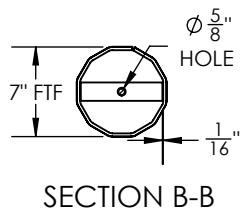
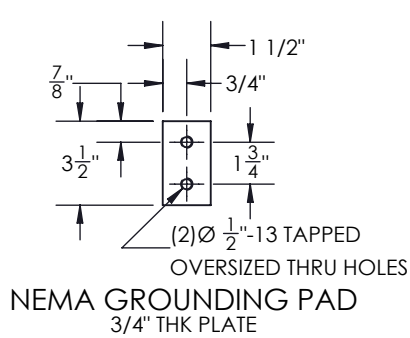
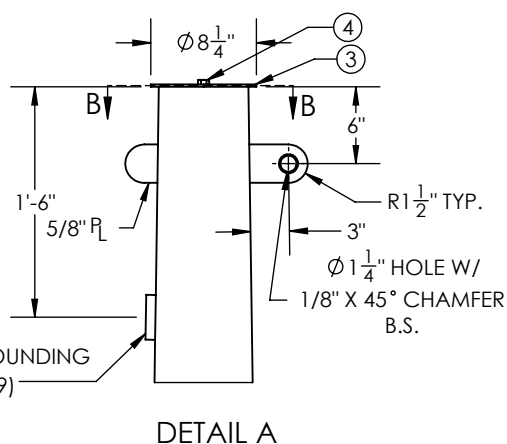
GREENVILLE UTILITIES
 STR#8-80'



TOP WEIGHT: 2285 lbs
BOT WEIGHT: 5958 lbs
(INCLUDES 6% FOR GALVANIZING)

STR : #21
 HT: 90FT
 DWG. NO:
 MFR.WO-NO:
 MM/YYYY
 GUC
 WT : XX LBS
 UGLM: 1941.88 FT-K

ID TAG DETAIL
 3/8" ENGRAVED



GENERAL NOTES:
 1. SHAFT DIMENSIONS ARE 12 SIDED MEASURED FLAT TO FLAT.
 2. ALL FULL PENETRATION WELDS TO BE U.T. INSPECTED.
 3. WELDING CODE AWS D1.1.
 4. FINISH HOT DIP GALVANIZED

POLE HOLE CHART		
HOLE SIZE Ø (IN.)	DISTANCE FROM TOP OF POLE	FLAT
1	8'-0"	3,9
1	9'-0"	3,9
1	16'-0"	3,9
1	17'-0"	3,9
1	24'-0"	3,9
1	25'-0"	3,9
13/16	33'-0"	6,12
13/16	34'-0"	6,12
11/16	40'-6"	3,9
11/16	41'-6"	3,9

ITEM NO.	PART NUMBER	DESCRIPTION	MATERIAL	QTY.
1	10571-SECA034	SECTION, POLE, 37.80" X 22.61" X 0.3125" X 43'-6"	A572 GR.65	1
2	10571-SECB034	SECTION, POLE, 24.46" X 7" X 0.25" X 50'-0"	A572 GR.65	1
3	10571-A-PC010	POLE CAP, Ø8.25" X 0.1875"	A572 GR.65	1
4	42107	BOLT, 1/2-13 X 1 1/2", SS, HH, FULL THREAD	SS	1

QTY: 1

THIS DWG IS PROPERTY OF CHM INDUSTRIES AND CONTAINS PROPRIETARY INFORMATION WHICH MAY NOT BE COPIED OR REPRODUCED WITHOUT PRIOR WRITTEN CONSENT FROM CHM INDUSTRIES.

700 E. MCCLEROY, SUITE A SAGINAW, TEXAS 76179
 682.286.0046 PH
 682.286.0086 FX
 CHMINDUSTRIES.COM

BREAK ALL SHARP EDGES .005/.015.
 REMOVE ALL BURRS AND CHIPS

TOLERANCES UNLESS OTHERWISE SPECIFIED
 GENERAL TOLERANCE: ±1/16
 ANGULAR: ±0.5°

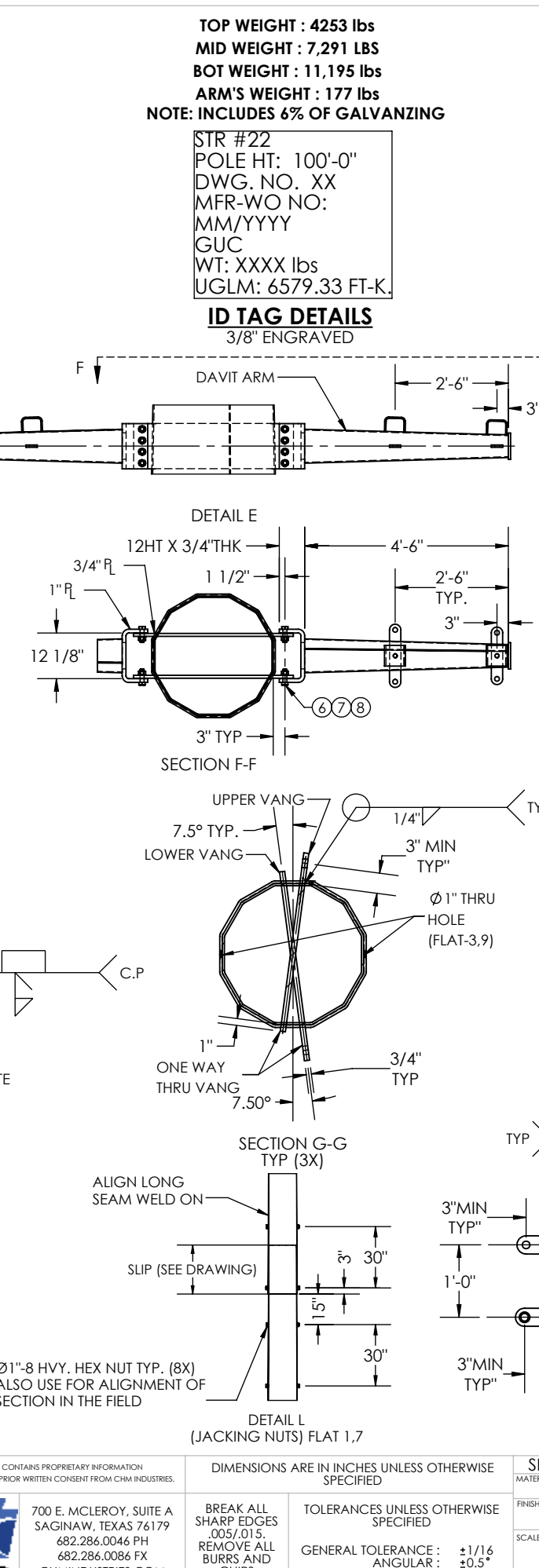
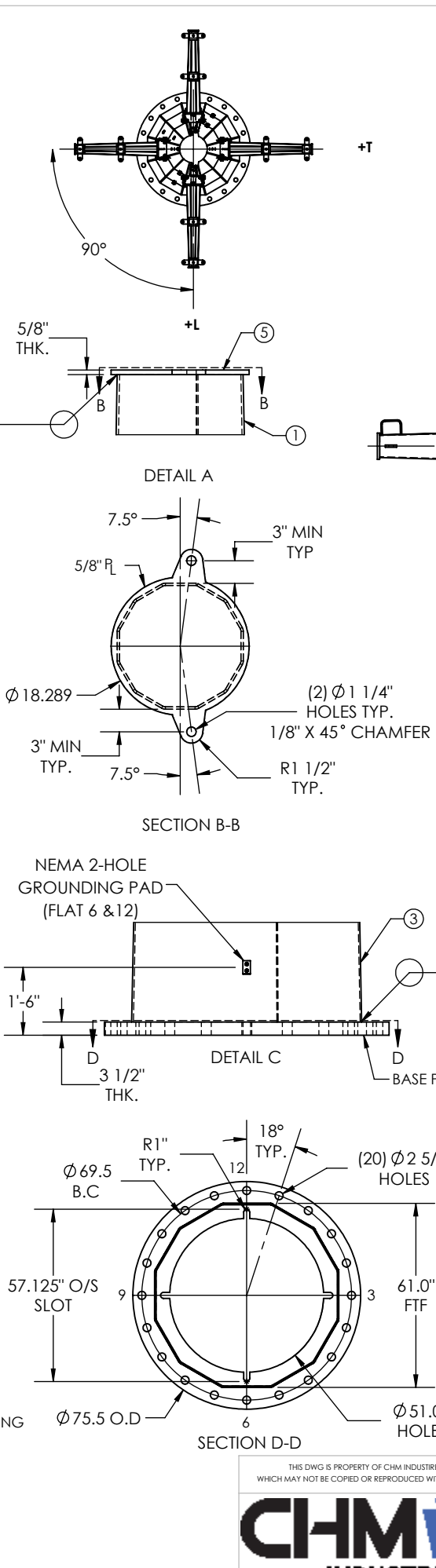
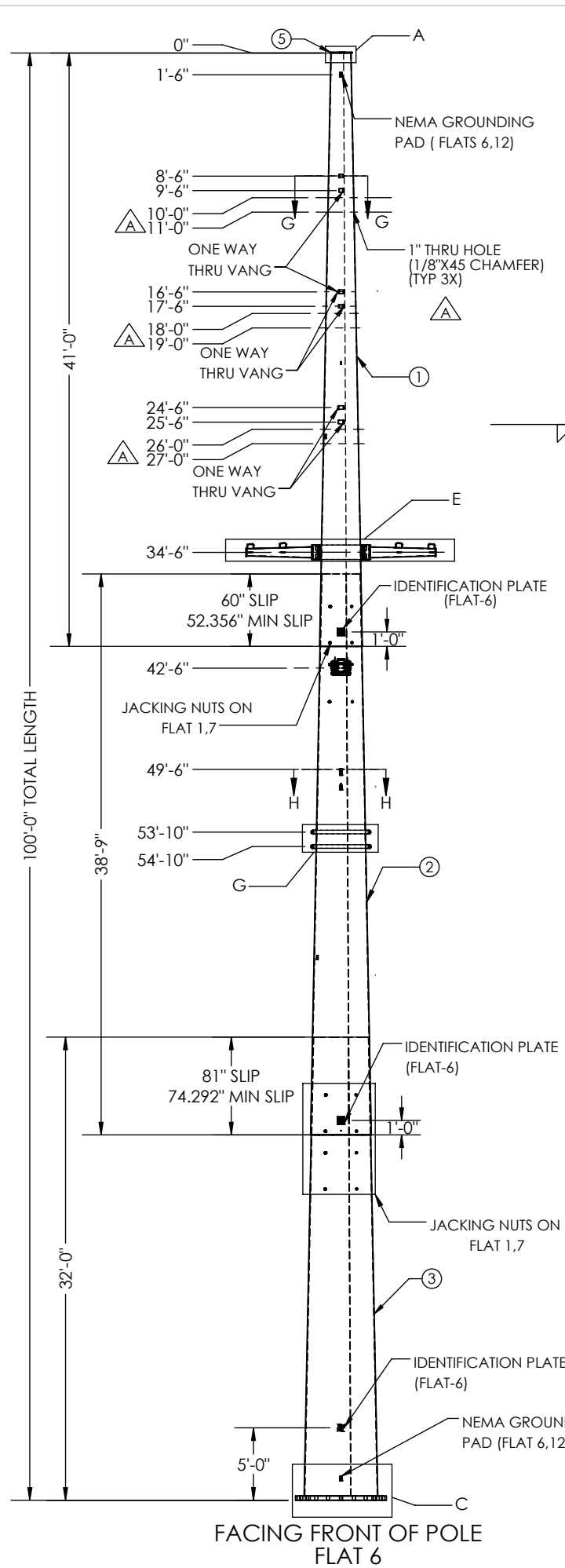
SPECIFICATIONS
 MATERIAL: -
 FINISH: GALVANIZED
 SCALE: NTS B
 DO NOT SCALE DRAWING

BY: PS
 DATE: 06/14/2022

THIRD ANGLE PROJECTION

JOB NO.: 22-10571
 PART NO.: 10571-5800
 DWG NO.: 10571-5800_STR#21
 SHEET: 1 of 1

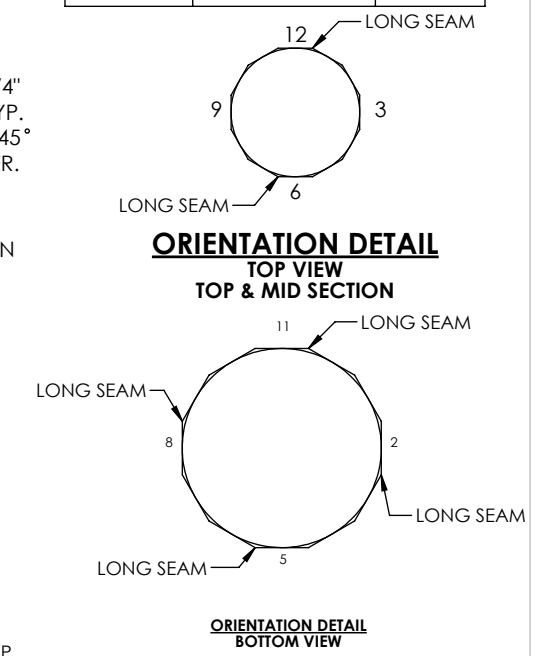
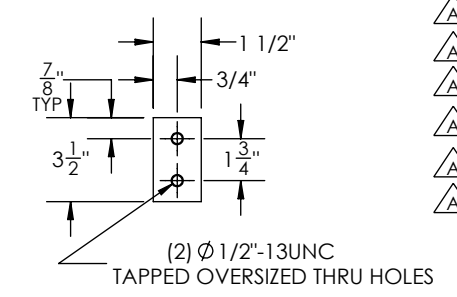
GREENVILLE UTILITIES
 STR#21-90'



TOP WEIGHT : 4253 lbs
MID WEIGHT : 7,291 LBS
BOT WEIGHT : 11,195 lbs
ARM'S WEIGHT : 177 lbs
NOTE: INCLUDES 6% OF GALVANIZING
 STR #22
 POLE HT: 100'-0"
 DWG. NO. XX
 MFR-WO NO:
 MM/YYYY
 GUC
 WT: XXXX lbs
 UGLM: 6579.33 FT-K.
ID TAG DETAILS
 3/8" ENGRAVED

ITEM NO.	PART NUMBER	DESCRIPTION	MATERIAL	QTY.
1	10571-SECC025	SECTION POLE, 35.53" X 16.70" X .3125" X 41'-0"	A572 GR.65	1
2	10571-SECB035	SECTION POLE, 50.28" X 32.48" X .375" X 38'-9"	A572 GR.65	1
3	10571-SECA035	SECTION POLE, 61.00" X 46.30" X 0.4375" X 32'-0"	A572 GR.65	1
4	10571-ARMA001	SECTION, ARM, 9" X 6" X 0.1875" X 5'-0"	A572 GR.65	4
5	10571-A-PC001	SW VANG, 25.896" X 18.289" X 0.625" THK	A572 GR.65	1
6	42130	Bolt, Structural, 1-8 x 3-1/2", HDG, HH, A325	A325	32
7	44066	WAASHER, Flat, 1", F436	F436	32
8	43045	NUT, STRUCTURAL, 1-8, HH, HDG, A563	A563	32

POLE HOLE CHART		
HOLE SIZE Ø	DISTANCE FROM TOP OF THE POLE	FLATS
1"	10'-0"	3,9
1"	11'-0"	3,9
1"	18'-0"	3,9
1"	19'-0"	3,9
1"	26'-0"	3,9
1"	27'-0"	3,9
1 1/16"	49'-9"	3,9
1 1/16"	50'-6"	6,12



GENERAL NOTES:
 1. SHAFT DIMENSIONS ARE 12 SIDED MEASURED FLAT TO FLAT.
 2. ALL FULL PENETRATION WELDS TO BE U.T. INSPECTED.
 3. WELDING CODE AWS D1.1.
 4. SEE DETAIL SHEET
 5. PROVIDE 5 PERCENT MORE FASTENING HARDWARE THAN REQUIRED.
 6. FINISH HOT DIP GALVANIZED.

QTY: 1



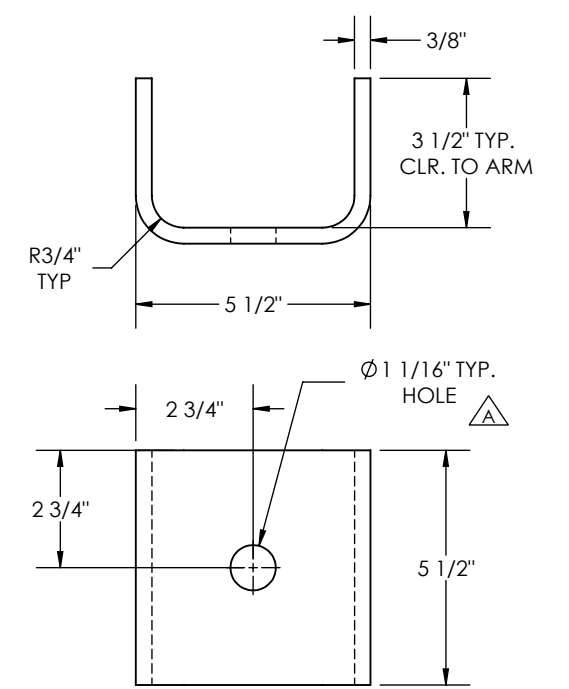
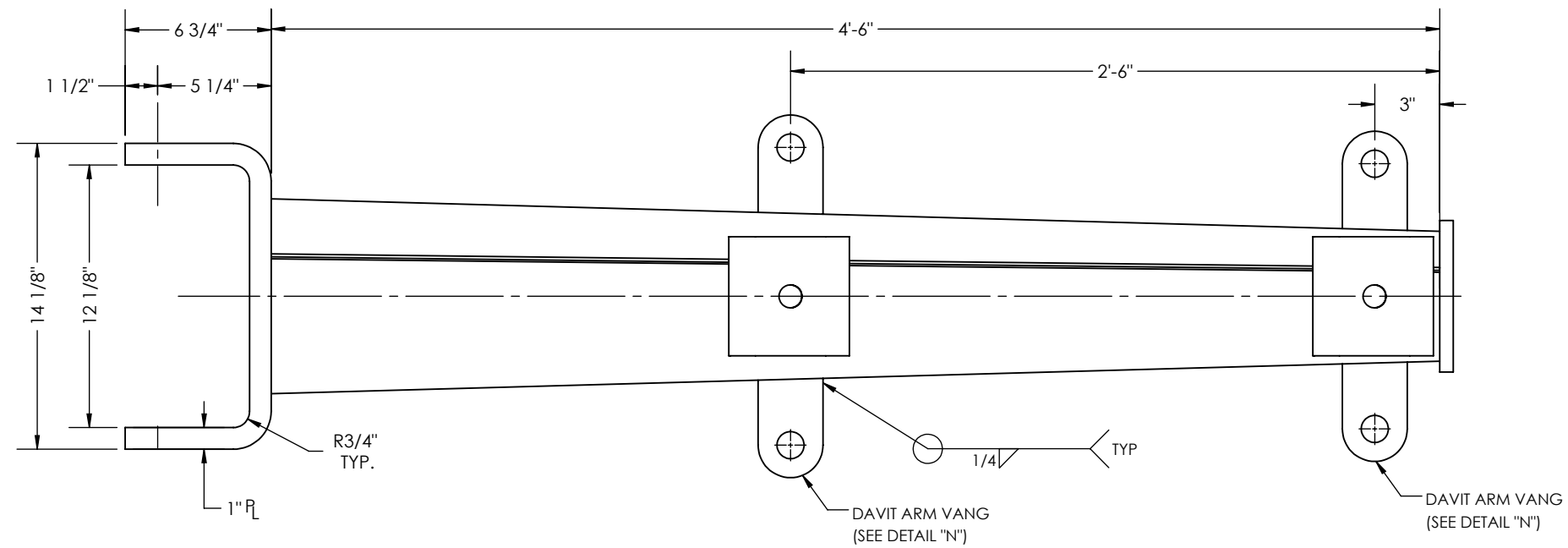
700 E. MCCLEROY, SUITE A
 SAGINAW, TEXAS 76179
 682.286.0046 PH
 682.286.0086 FX
 CHMINDUSTRIES.COM

DIMENSIONS ARE IN INCHES UNLESS OTHERWISE SPECIFIED
 TOLERANCES UNLESS OTHERWISE SPECIFIED
 GENERAL TOLERANCE: ±1/16
 ANGULAR: ±0.5°

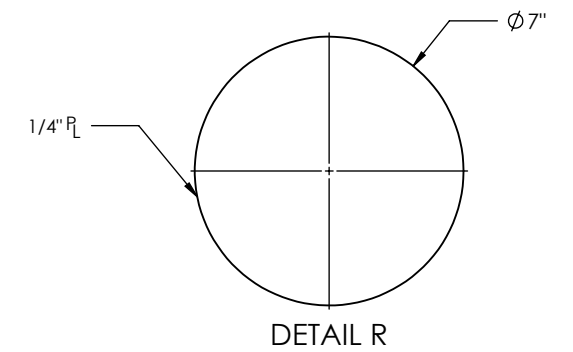
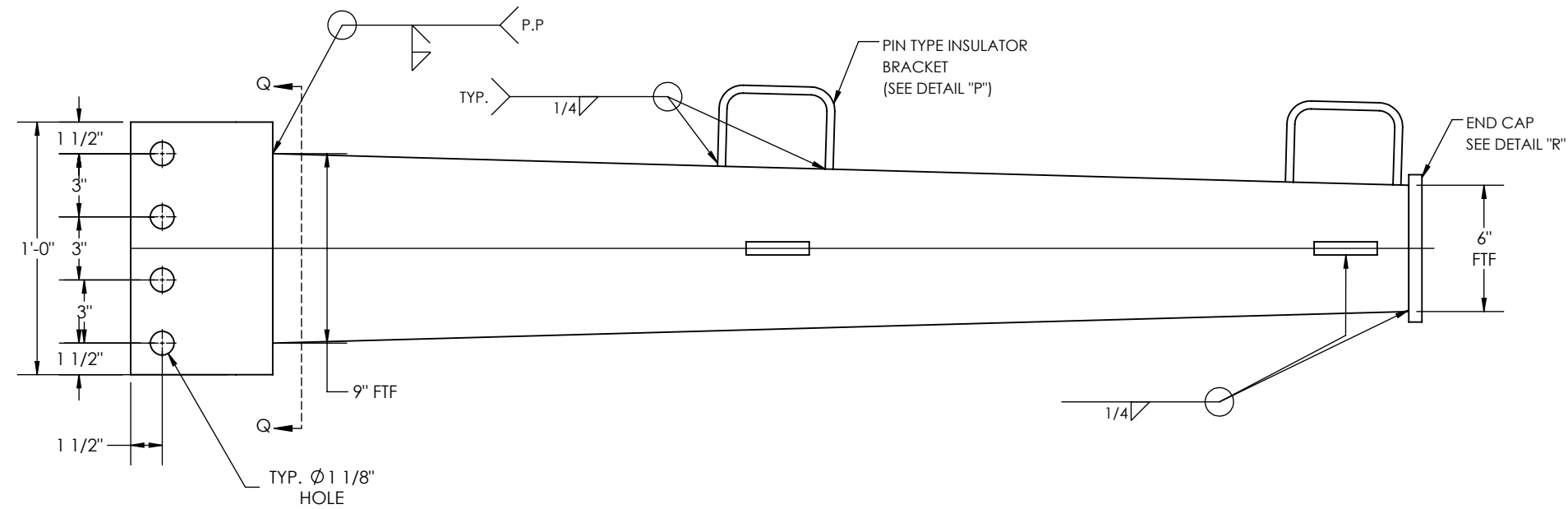
SPECIFICATIONS		BY	DATE
MATERIAL:		SR	06/23/2022
FINISH:	GALVANIZED	CHKD:	
SCALE:	NTS	LAST REV.:	BM 09/28/2022
DO NOT SCALE DRAWING		THIRD ANGLE PROJECTION	

JOB NO.	PART NO.	DWG NO.	REV.
22-10571	10571-5900	22-10571-5900-STR#22	A
SHEET: 1 of 2			

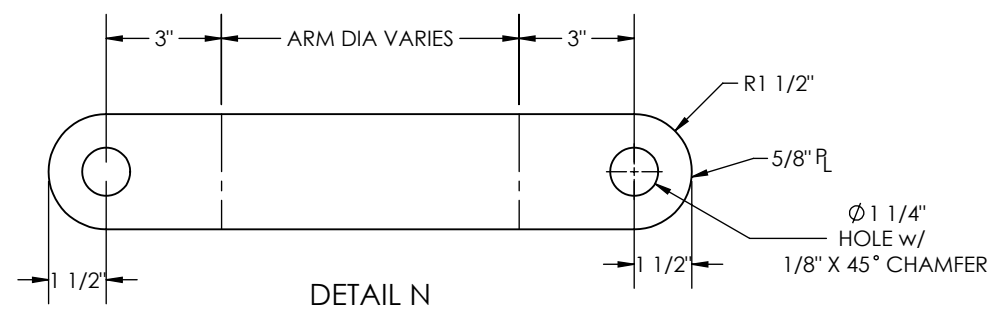
GREENVILLE UTILITIES
 DE-30L 2D ARM 1-CD



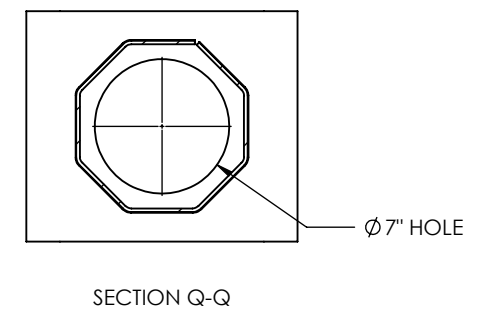
DETAIL P



DETAIL R



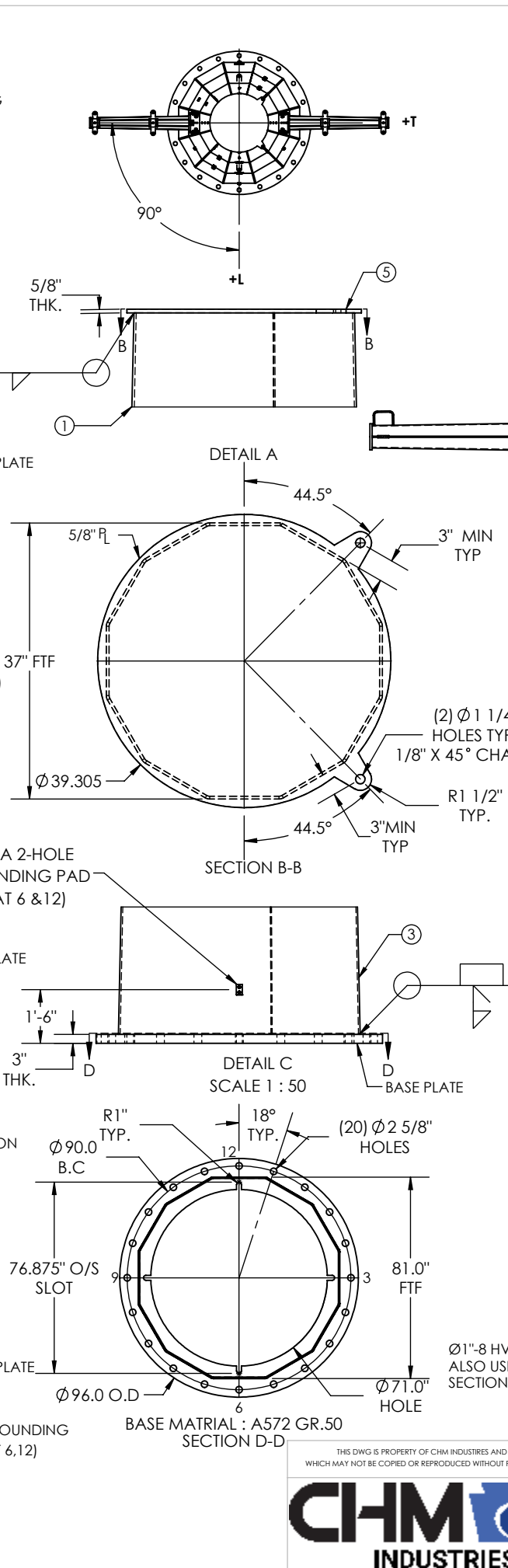
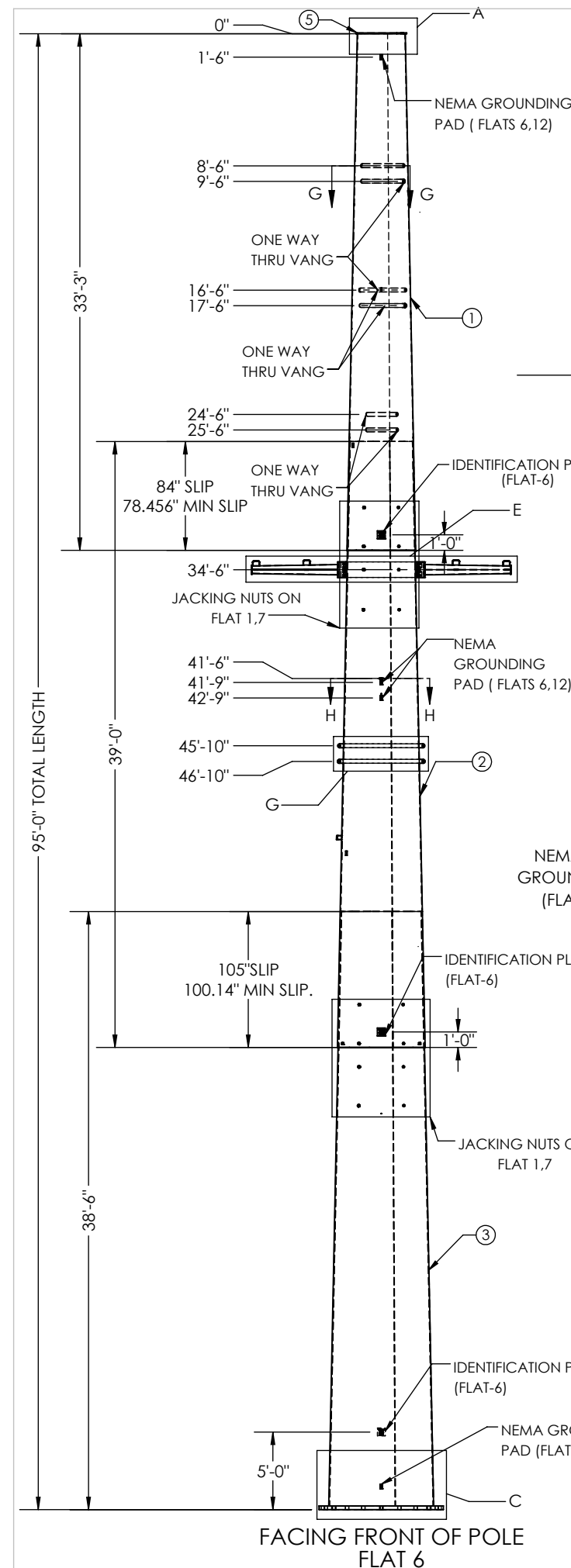
DETAIL N



SECTION Q-Q

QTY: 1

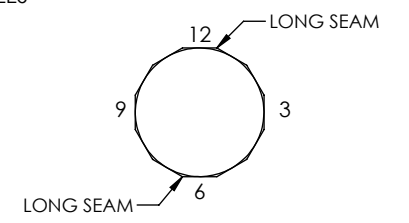
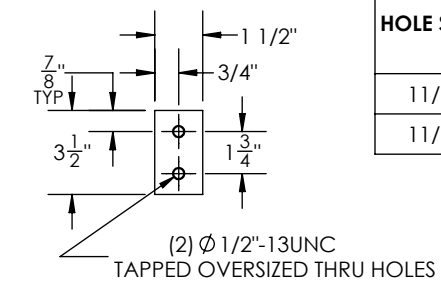
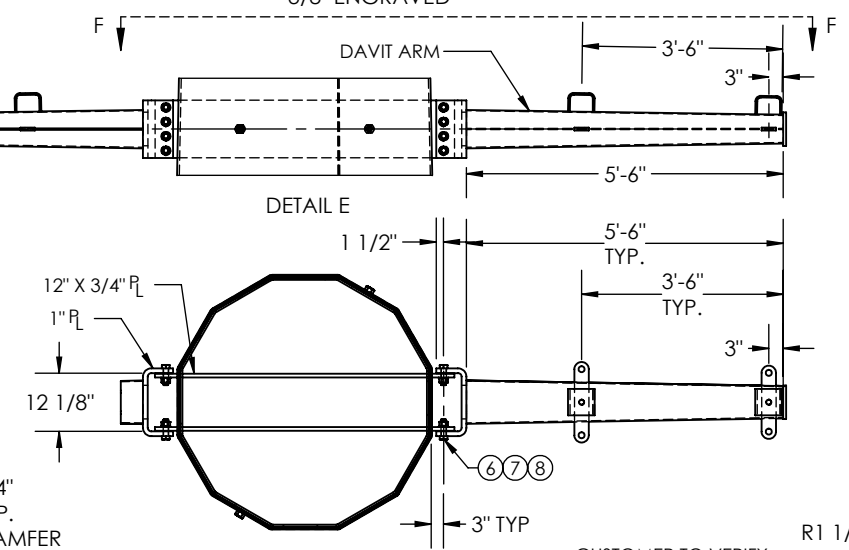
<small>THIS DWG IS PROPERTY OF CHM INDUSTRIES AND CONTAINS PROPRIETARY INFORMATION WHICH MAY NOT BE COPIED OR REPRODUCED WITHOUT PRIOR WRITTEN CONSENT FROM CHM INDUSTRIES.</small>		<small>DIMENSIONS ARE IN INCHES UNLESS OTHERWISE SPECIFIED</small>		SPECIFICATIONS MATERIAL: - FINISH: GALVANIZED SCALE: NTS		BY CREATED: SR CHKD: - LAST REV.: BM		DATE 06/23/2022 09/28/2022		JOB NO. 22-10571		PART NO. 10571-5900		DWG NO. 22-10571-5900-STR#22 <small>SHEET: 2 of 2</small>		REV. A	
		700 E. MCCLEROY, SUITE A SAGINAW, TEXAS 76179 682.286.0046 PH 682.286.0086 FX CHMINDUSTRIES.COM		<small>BREAK ALL SHARP EDGES .005/.015. REMOVE ALL BURRS AND CHIPS</small>		<small>TOLERANCES UNLESS OTHERWISE SPECIFIED</small> GENERAL TOLERANCE: ±1/16 ANGULAR: ±0.5°		THIRD ANGLE PROJECTION		GREENVILLE UTILITIES DE-30L 2D ARM 1-CD							



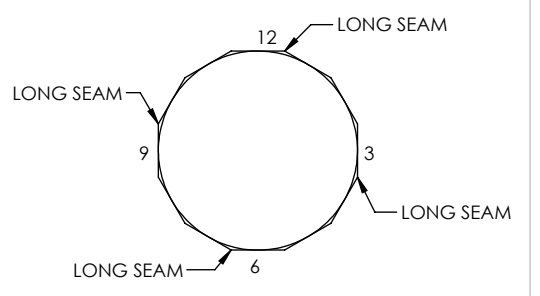
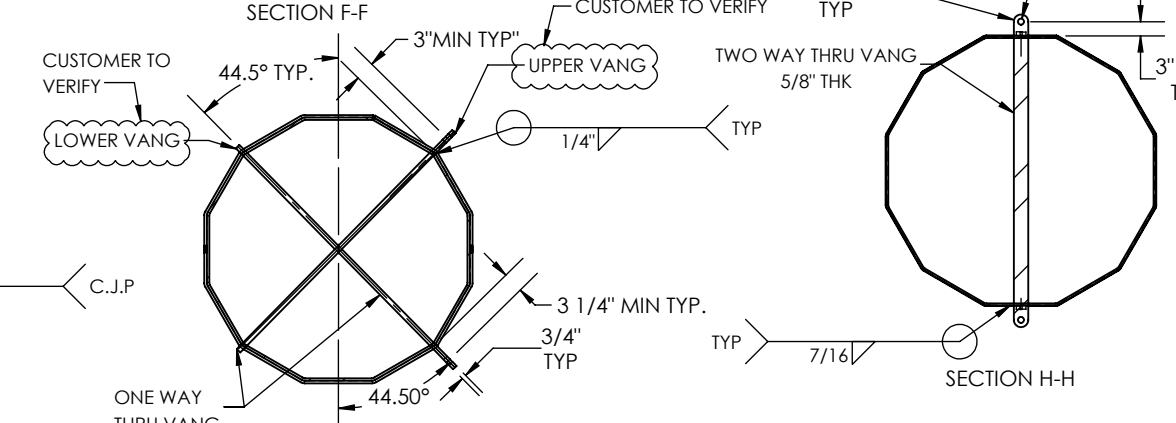
TOP WEIGHT : 6,936 lbs
MID WEIGHT : 11,829 LBS
BOT WEIGHT : 20,744 lbs
ARM'S WEIGHT : 200 lbs
NOTE: INCLUDES 6% OF GALVANIZING
 STR #23
 POLE HT: 95'-0"
 DWG. NO. XX
 MFR-WO NO:
 MM/YYYY
 GUC
 WT: XXXX lbs
 UGLM: 14627.57 FT-K.
ID TAG DETAILS
 3/8" ENGRAVED

ITEM NO.	PART NUMBER	DESCRIPTION	MATERIAL	QTY.
1	10571-SECC026	SECTION POLE, 53.06" X 37.00" X 0.375" X 33'-3"	A572 GR.65	1
2	10571-SECB036	SECTION POLE, 67.63" X 48.80" X 0.4375" X 39'-0"	A572 GR.65	1
3	10571-SECA036	SECTION POLE, 81.00" X 62.41" X 0.5625" X 38'-6"	A572 GR.65	1
4	10571-ARMA001	SECTION, ARM, 8" X 6" X 0.1875" X 5'-6"	A572 GR.65	2
5	10571-A-PC001	SW VANG, 39.305" X 39.305" X 0.625" THK	A572 GR.65	1
6	42130	Bolt, Structural, 1-8 x 3-1/2", HDG, HH, A325	A325	16
7	44066	WAASHER, Flat, 1", F436	F436	16
8	43045	NUT, STRUCTURAL, 1-8, HH, HDG, A563	A563	16

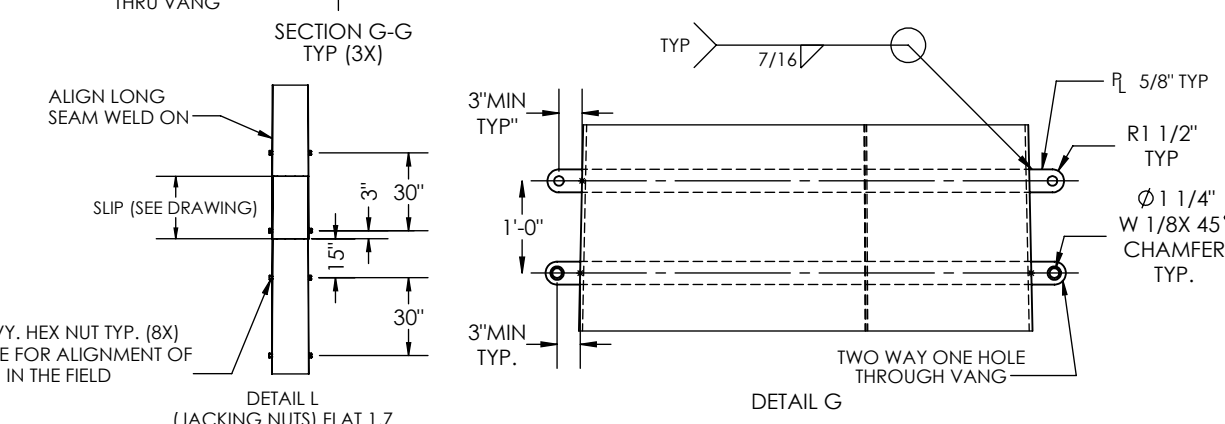
POLE HOLE CHART		
HOLE SIZE Ø	DISTANCE FROM TOP OF THE POLE	FLATS
1 1/16"	41'-9"	3,9
1 1/16"	42'-6"	6,12



ORIENTATION DETAIL
TOP VIEW
TOP SECTION



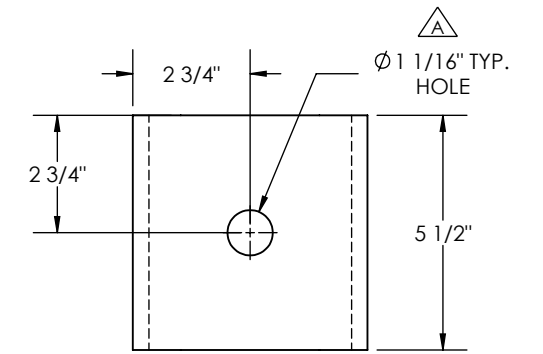
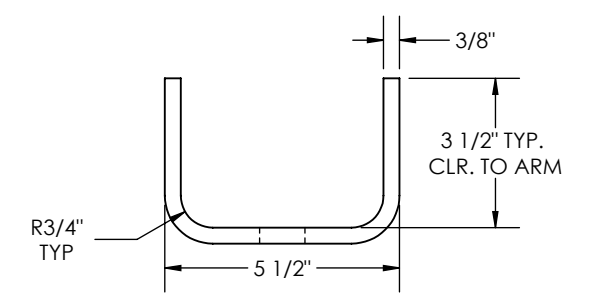
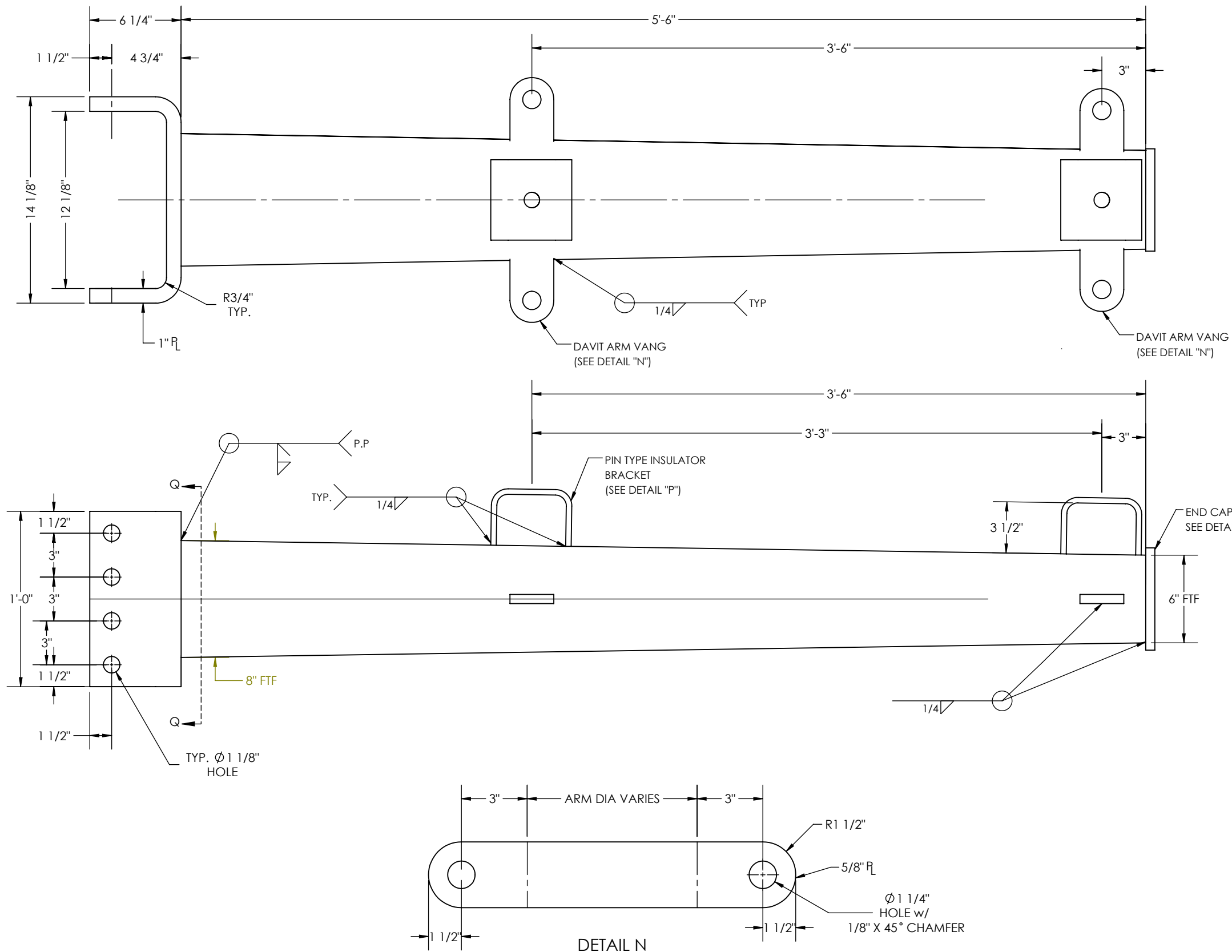
ORIENTATION DETAIL
TOP VIEW
MID AND BOTTOM SECTION



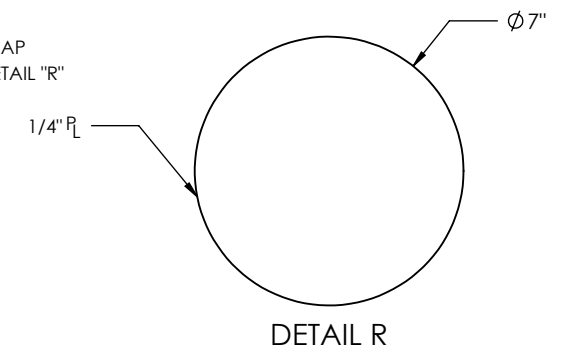
- GENERAL NOTES:**
- SHAFT DIMENSIONS ARE 12 SIDED MEASURED FLAT TO FLAT.
 - ALL FULL PENETRATION WELDS TO BE U.T. INSPECTED.
 - WELDING CODE AWS D1.1.
 - SEE DETAIL SHEET
 - PROVIDE 5 PERCENT MORE FASTENING HARDWARE THAN REQUIRED.
 - FINISH HOT DIP GALVANIZED.

QTY: 1

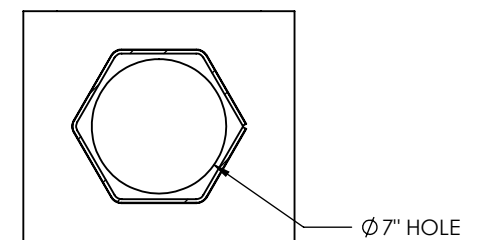
	THIS DWG IS PROPERTY OF CHM INDUSTRIES AND CONTAINS PROPRIETARY INFORMATION WHICH MAY NOT BE COPIED OR REPRODUCED WITHOUT PRIOR WRITTEN CONSENT FROM CHM INDUSTRIES.	DIMENSIONS ARE IN INCHES UNLESS OTHERWISE SPECIFIED	SPECIFICATIONS MATERIAL: GALVANIZED FINISH: GALVANIZED SCALE: NTS	BY: SR DATE: 06/23/2022 CHKD: - LAST REV.: SR 09/28/2022 THIRD ANGLE PROJECTION	JOB NO.: 22-10571 PART NO.: 10571-6000 DWG NO.: 22-10571-6000-STR# 23 SHEET: 1 of 2	REV: -
	700 E. MCCLEROY, SUITE A SAGINAW, TEXAS 76179 682.286.0046 PH 682.286.0086 FX CHMINDUSTRIES.COM	BREAK ALL SHARP EDGES 0.05/0.15. REMOVE ALL BURRS AND CHIPS	TOLERANCES UNLESS OTHERWISE SPECIFIED GENERAL TOLERANCE: ±1/16 ANGULAR: ±0.5°	GREENVILLE UTILITIES STR# 23 - 95'-0"		



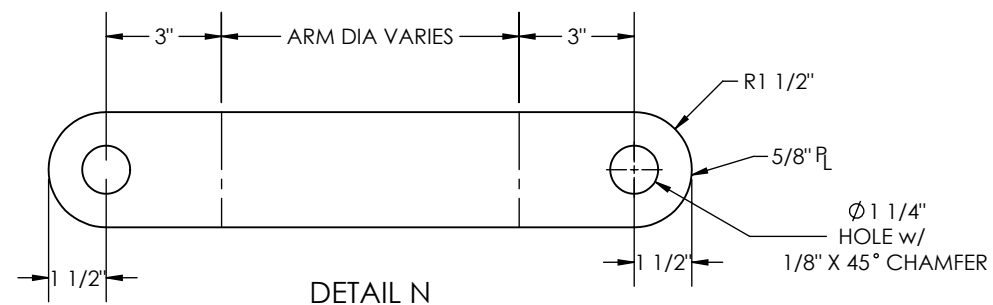
DETAIL P



DETAIL R



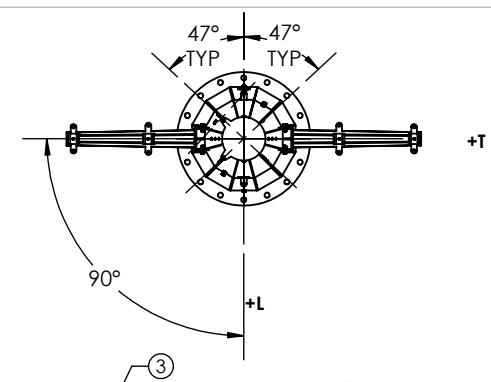
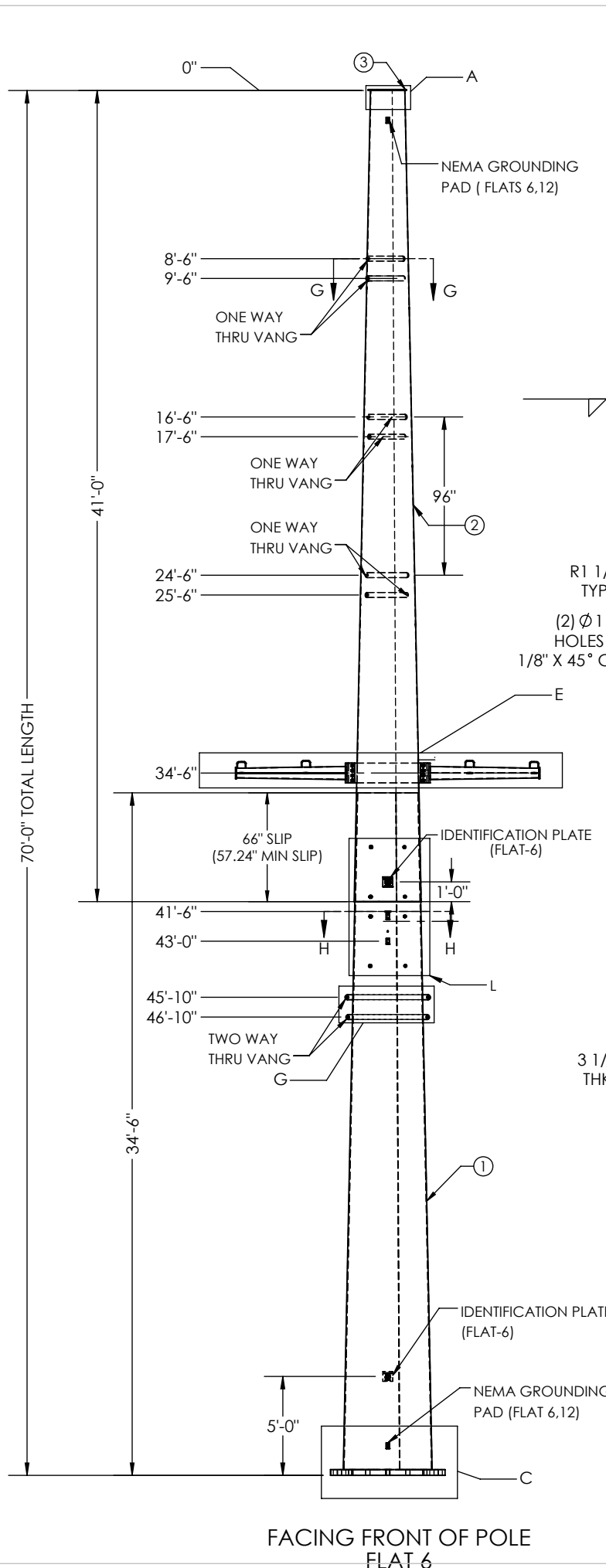
SECTION Q-Q



DETAIL N

QTY: 1

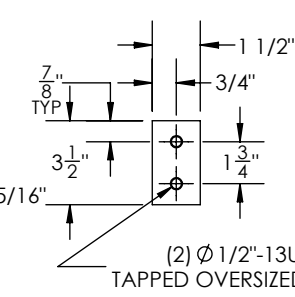
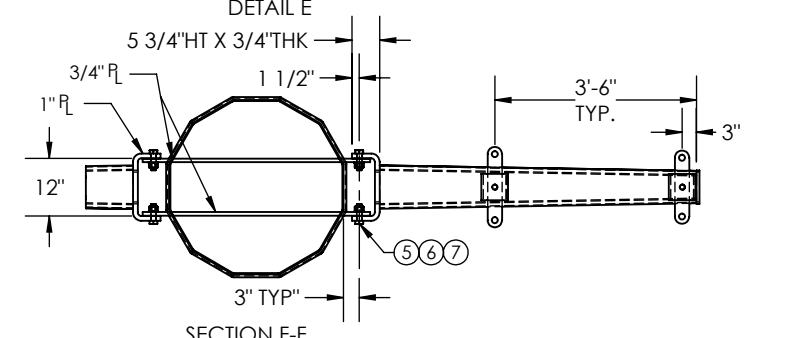
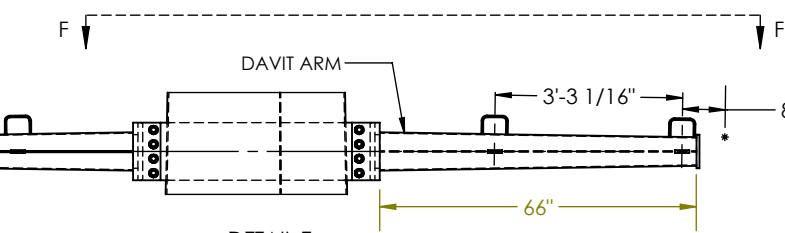
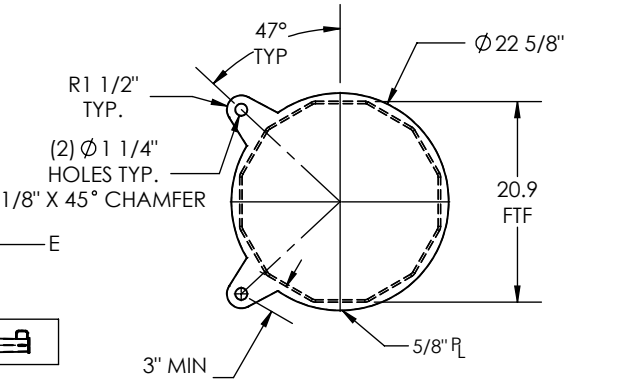
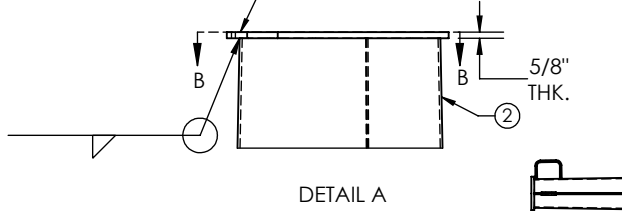
THIS DWG IS PROPERTY OF CHM INDUSTRIES AND CONTAINS PROPRIETARY INFORMATION WHICH MAY NOT BE COPIED OR REPRODUCED WITHOUT PRIOR WRITTEN CONSENT FROM CHM INDUSTRIES.		DIMENSIONS ARE IN INCHES UNLESS OTHERWISE SPECIFIED		SPECIFICATIONS		BY DATE		JOB NO.		PART NO.		DWG NO.		REV.	
		700 E. MCCLEROY, SUITE A SAGINAW, TEXAS 76179 682.286.0046 PH 682.286.0086 FX CHMINDUSTRIES.COM		BREAK ALL SHARP EDGES .005/.015. REMOVE ALL BURRS AND CHIPS		MATERIAL: -		CREATED: SR 06/23/2022		22-10571		10571-6000		22-10571-6000-STR# 23	
		TOLERANCES UNLESS OTHERWISE SPECIFIED		FINISH: GALVANIZED		CHKD: -		LAST REV.: SR 09/28/2022		SHEET: 2 of 2		A			
		GENERAL TOLERANCE: ±1/16 ANGULAR: ±0.5°		SCALE: NTS B		DO NOT SCALE DRAWING		THIRD ANGLE PROJECTION							
GREENVILLE UTILITIES												STR# 23 - 95'-0"			



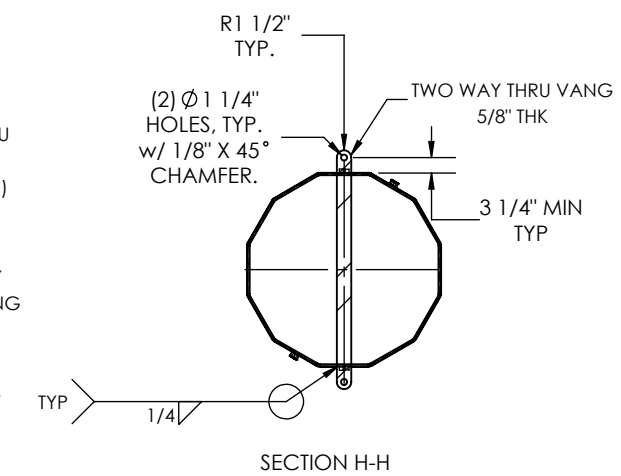
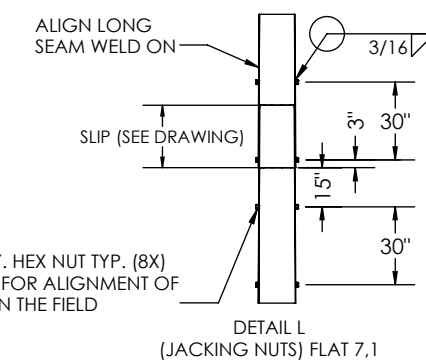
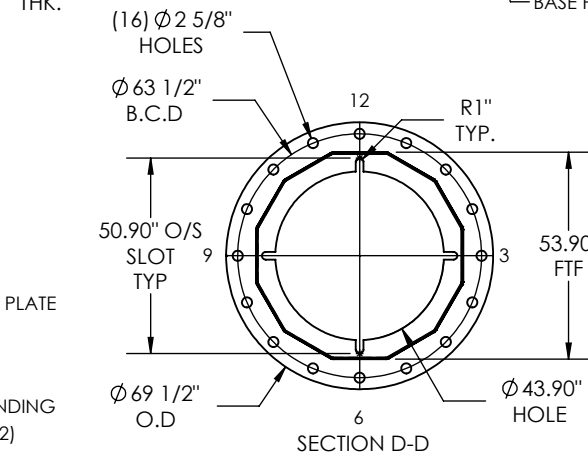
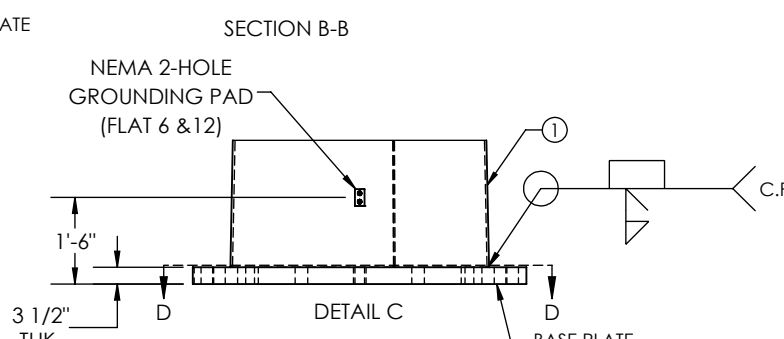
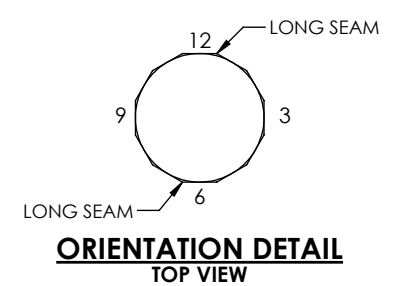
TOP WEIGHT : 4,005 lbs
BOT WEIGHT : 10,340 lbs
ARM'S WEIGHT : 207 lbs
NOTE: INCLUDES 6% OF GALVANIZING

ID TAG DETAILS
 3/8" ENGRAVED
 STR # 25
 POLE HT: 70'-0"
 DWG. NO. XX
 MFR-WO NO:
 MM/YYYY
 GUC
 WT: XXXX lbs
 UGLM: 5485.49 FT-K.

ITEM NO.	PART NUMBER	DESCRIPTION	MATERIAL	QTY.
1	10571-SECA037	SECTION POLE, 53.90 X 37.33" X 0.4375" X 34'-6"	A572 GR.65	1
2	10571-SECB037	SECTION POLE, 40.59" X 20.90" X .25" X 41'-0"	A572 GR.65	1
3	10571-A-PC001	SW VANG, 24.4" X 16.4" X 0.625" THK	A572 GR.65	1
4	10571-ARMA001	SECTION, ARM, 8" X 6" X 0.1875" X 5'-6"	A572 GR.65	2
5	42130	Bolt, Structural, 1-8 x 3-1/2", HDG, HH, A325	A325	16
6	44066	WAASHER, Flat, 1", F436	F436	16
7	43045	NUT, STRUCTURAL, 1-8, HH, HDG, A563	A563	16



POLE HOLE CHART		
HOLE SIZE Ø	DISTANCE FROM TOP OF THE POLE	FLATS
1 1/16"	42'-0"	3,9
1 1/16"	42'-6"	6,12



- GENERAL NOTES:**
1. SHAFT DIMENSIONS ARE 12 SIDED MEASURED FLAT TO FLAT.
 2. ALL FULL PENETRATION WELDS TO BE U.T. INSPECTED.
 3. WELDING CODE AWS D1.1.
 4. SEE DETAIL SHEET
 5. PROVIDE 5 PERCENT MORE FASTENING HARDWARE THAN REQUIRED.
 6. FINISH HOT DIP GALVANIZED.

QTY: 1



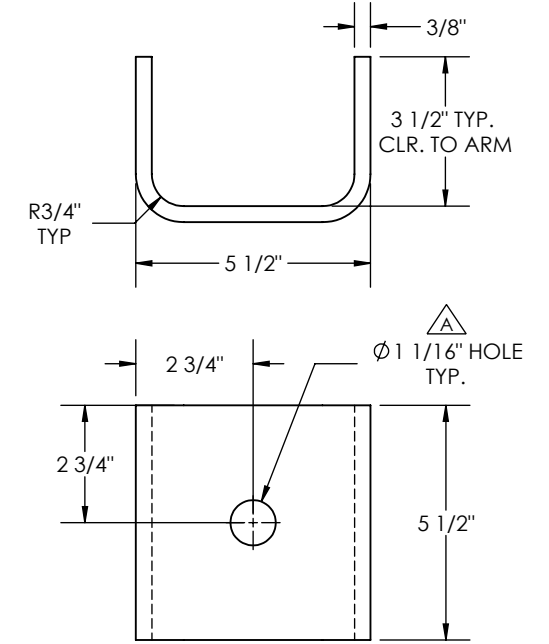
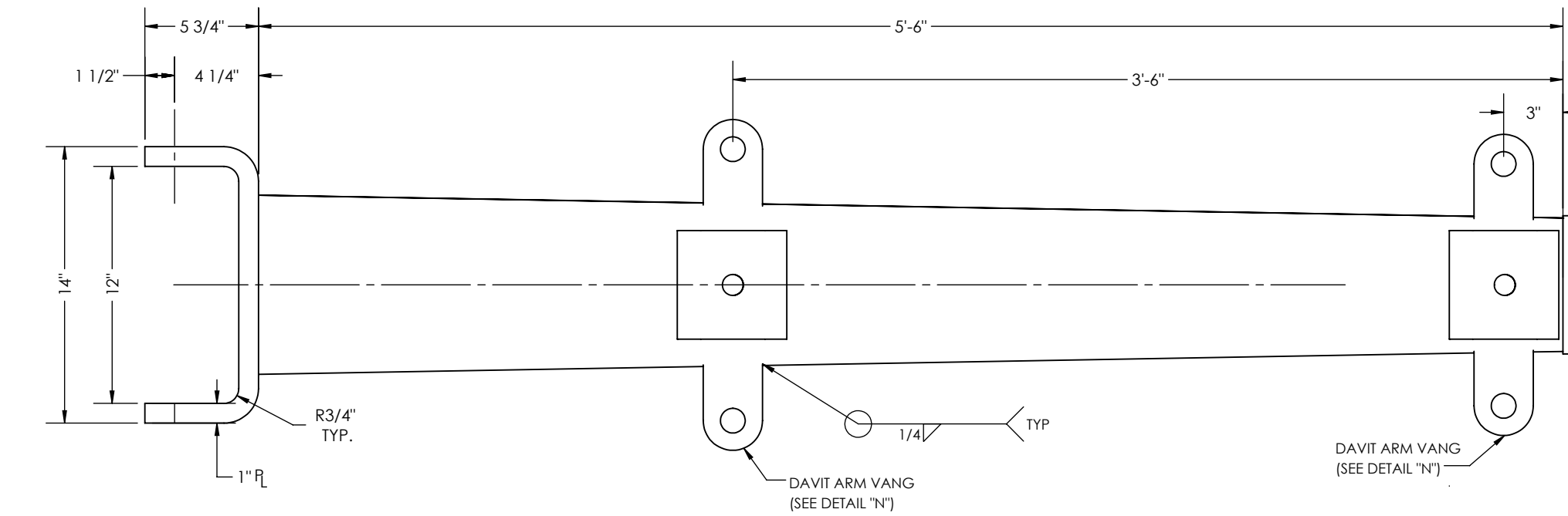
700 E. MCCLEROY, SUITE A
 SAGINAW, TEXAS 76179
 682.286.0046 PH
 682.286.0086 FX
 CHMINDUSTRIES.COM

DIMENSIONS ARE IN INCHES UNLESS OTHERWISE SPECIFIED
 TOLERANCES UNLESS OTHERWISE SPECIFIED
 GENERAL TOLERANCE: ±1/16
 ANGULAR: ±0.5°

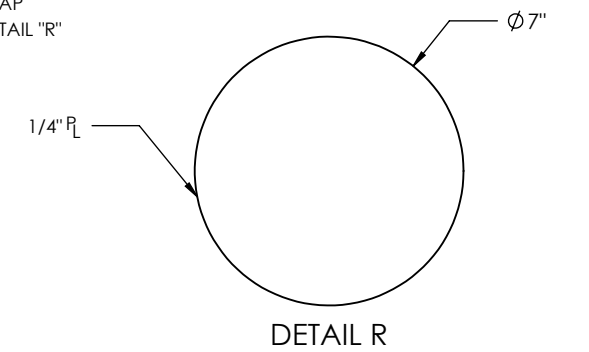
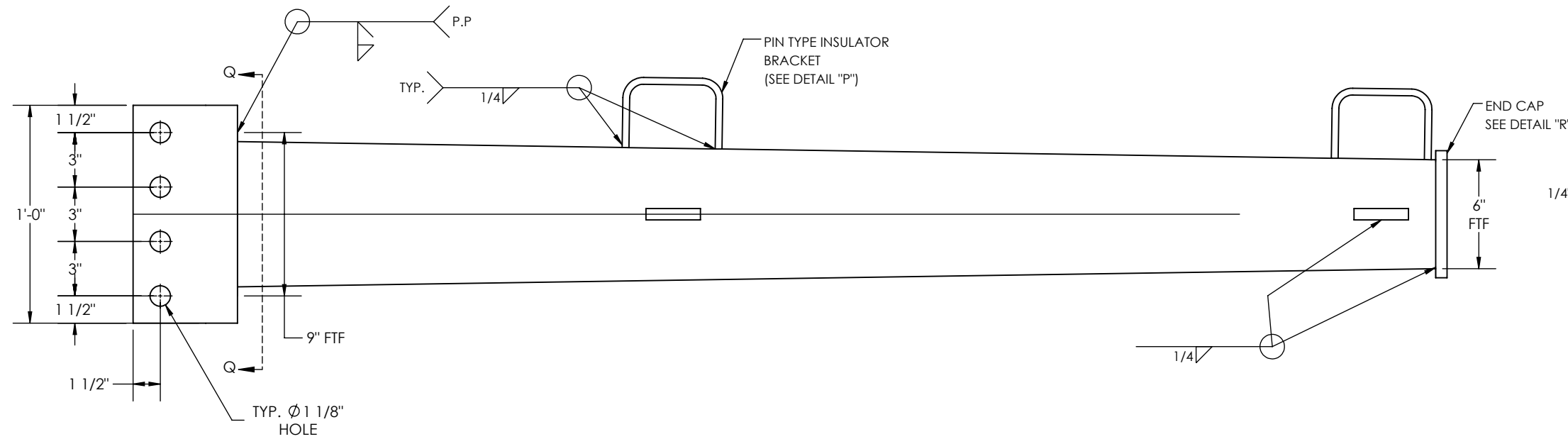
SPECIFICATIONS		BY	DATE
MATERIAL:	-	SR	06/23/2022
FINISH:	GALVANIZED	CHK'D:	-
SCALE:	NTS	LAST REV.:	-
DO NOT SCALE DRAWING		THIRD ANGLE PROJECTION	

JOB NO.	PART NO.	DWG NO.	REV.
22-10571	10571-6100	22-10571-6100-STR#25	-
SHEET: 1 of 2			

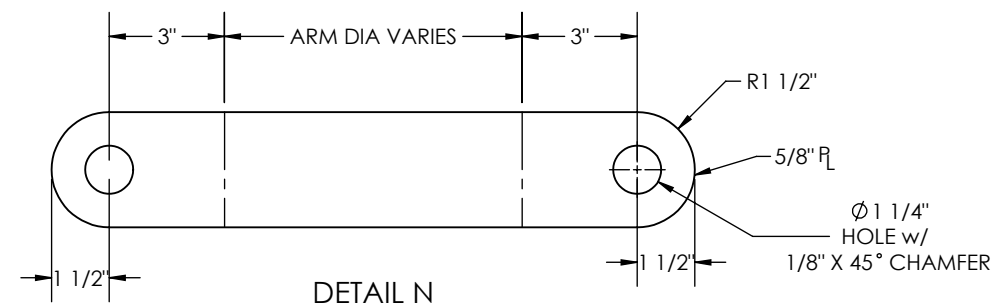
GREENVILLE UTILITIES
 DE-30L 2D ARM 1-CD



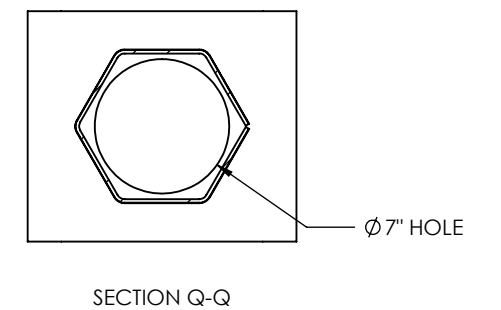
DETAIL P



DETAIL R



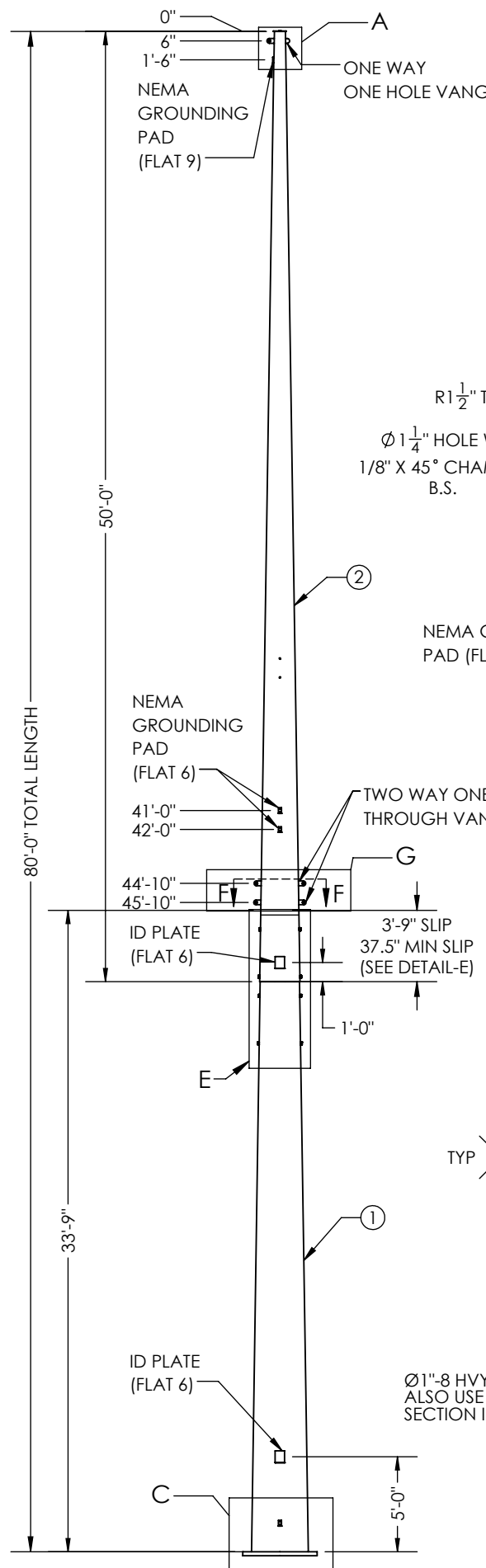
DETAIL N



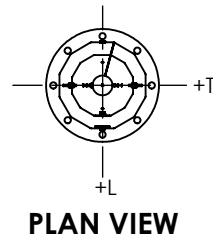
SECTION Q-Q

QTY: 1

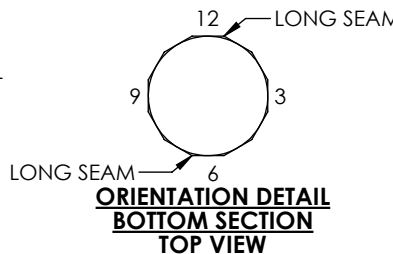
<small>THIS DWG IS PROPERTY OF CHM INDUSTRIES AND CONTAINS PROPRIETARY INFORMATION WHICH MAY NOT BE COPIED OR REPRODUCED WITHOUT PRIOR WRITTEN CONSENT FROM CHM INDUSTRIES.</small>		<small>DIMENSIONS ARE IN INCHES UNLESS OTHERWISE SPECIFIED</small>		SPECIFICATIONS MATERIAL: - FINISH: GALVANIZED SCALE: NTS		BY CREATED: SR CHK'D: - LAST REV.: SR		DATE 06/23/2022 09/28/2022		JOB NO. 22-10571		PART NO. 10571-6100		DWG NO. 22-10571-6100-STR#25 <small>SHEET: 2 of 2</small>		REV. A	
		700 E. MCCLEROY, SUITE A SAGINAW, TEXAS 76179 682.286.0046 PH 682.286.0086 FX CHMINDUSTRIES.COM		<small>BREAK ALL SHARP EDGES .005/.015. REMOVE ALL BURRS AND CHIPS</small>		<small>TOLERANCES UNLESS OTHERWISE SPECIFIED</small> GENERAL TOLERANCE: ±1/16 ANGULAR: ±0.5°		THIRD ANGLE PROJECTION		GREENVILLE UTILITIES DE-30L 2D ARM 1-CD							



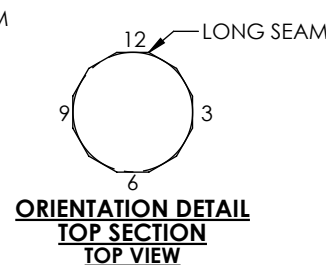
FACING FRONT OF POLE (FLAT-6)



PLAN VIEW



ORIENTATION DETAIL BOTTOM SECTION TOP VIEW

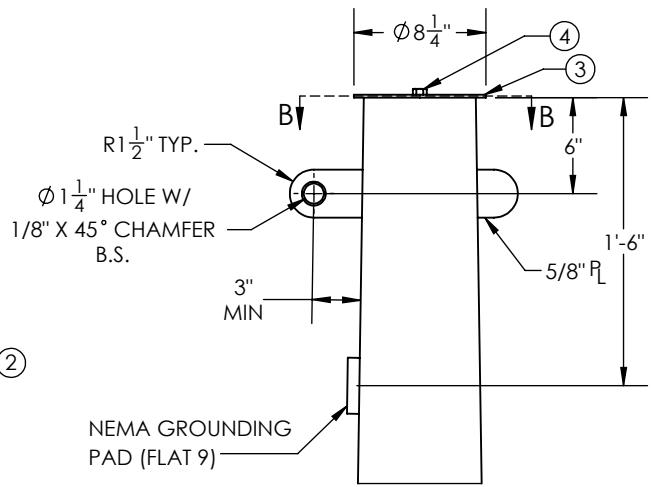


ORIENTATION DETAIL TOP SECTION TOP VIEW

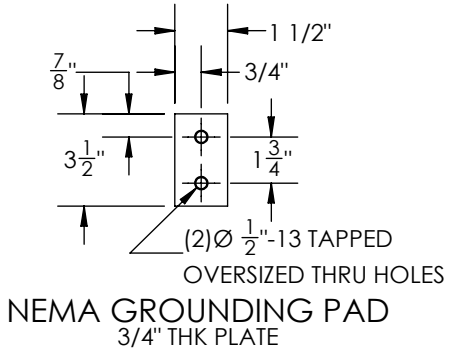
TOP WEIGHT: 1786 lbs
 BOT WEIGHT: 3739 lbs
 (INCLUDES 6% FOR GALVANIZING)

STR : #35
 HT: 80FT
 DWG. NO:
 MFR.WO-NO:
 MM/YYYY
 GUC
 WT : XX LBS
 UGLM: 1279.25 FT.-K

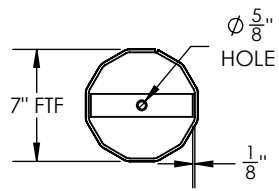
ID TAG DETAIL
 3/8" ENGRAVED



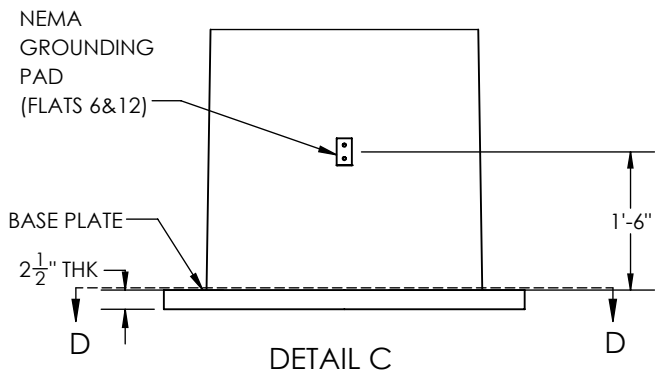
DETAIL A



NEMA GROUNDING PAD 3/4" THK PLATE

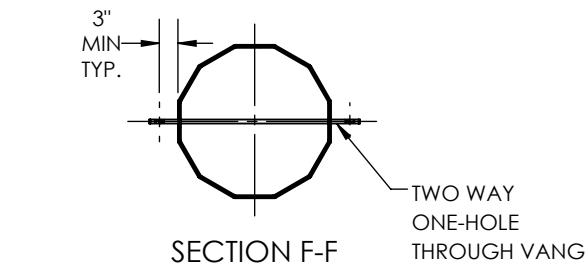


SECTION B-B

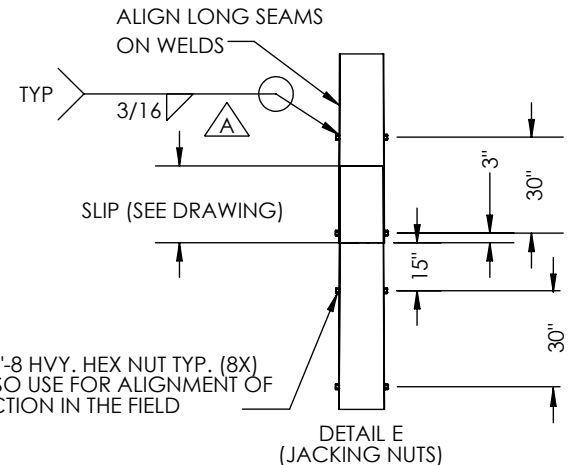


DETAIL C

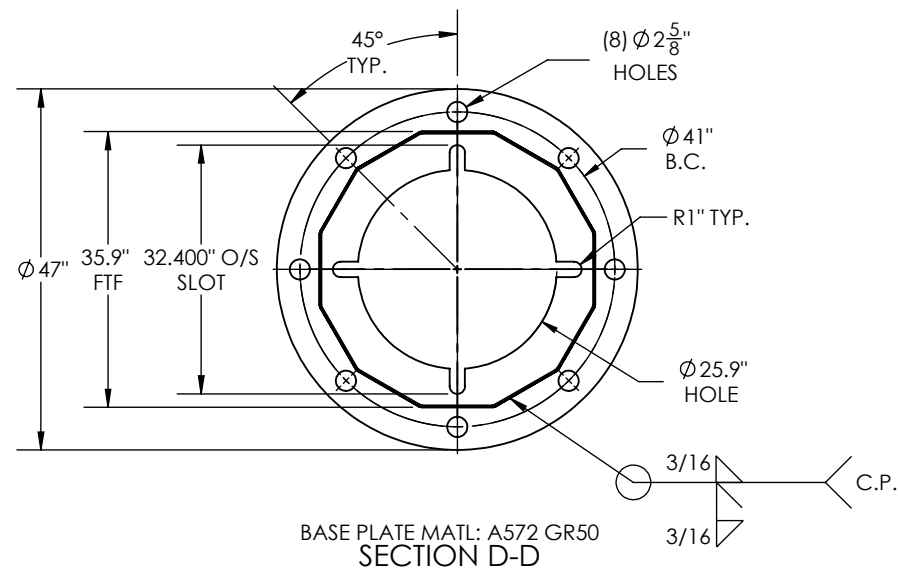
POLE HOLE CHART		
HOLE SIZE Ø (IN.)	DISTANCE FROM TOP OF POLE	FLAT
1	8'-0"	3,9
1	9'-0"	3,9
1	16'-0"	3,9
1	17'-0"	3,9
1	24'-0"	3,9
1	25'-0"	3,9
13/16	40'-6"	3,9
13/16	41'-6"	3,9
11/16	33'-0"	6,12
11/16	34'-0"	6,12



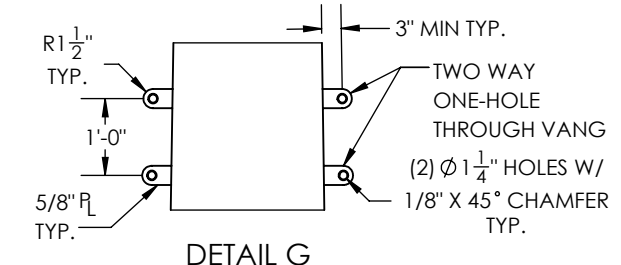
SECTION F-F



DETAIL E (JACKING NUTS)



BASE PLATE MATL: A572 GR50 SECTION D-D

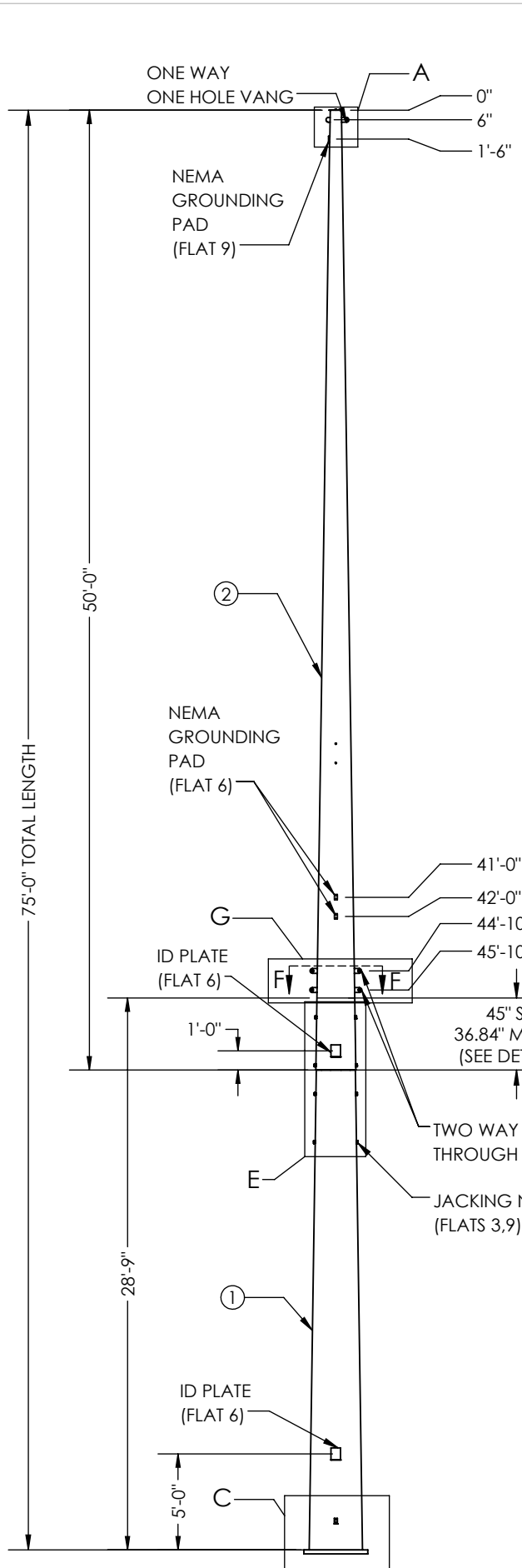


DETAIL G

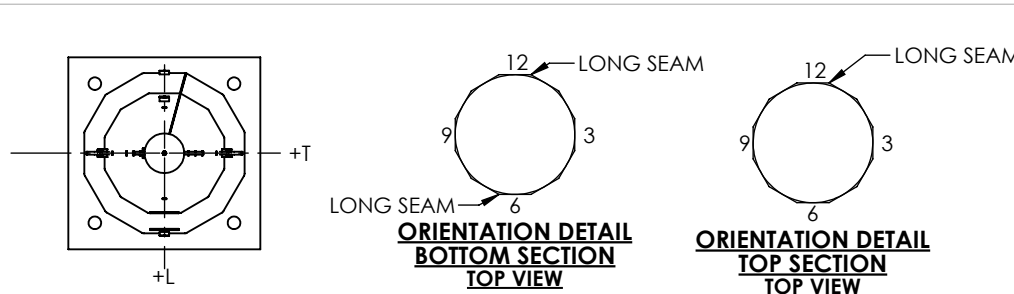
GENERAL NOTES:
 1. SHAFT DIMENSIONS ARE 12 SIDED MEASURED FLAT TO FLAT.
 2. ALL FULL PENETRATION WELDS TO BE U.T. INSPECTED.
 3. WELDING CODE AWS D1.1.
 4. FINISH HOT DIP GALVANIZED

QTY: 1

<p>700 E. MCCLEROY, SUITE A SAGINAW, TEXAS 76179 682.286.0046 PH 682.286.0086 FX CHMINDUSTRIES.COM</p>	<p>DIMENSIONS ARE IN INCHES UNLESS OTHERWISE SPECIFIED</p> <p>TOLERANCES UNLESS OTHERWISE SPECIFIED</p> <p>GENERAL TOLERANCE: ±1/16 ANGULAR: ±0.5°</p>	<p>SPECIFICATIONS</p> <p>MATERIAL: -</p> <p>FINISH: GALVANIZED</p> <p>SCALE: NTS B</p> <p>DO NOT SCALE DRAWING</p>	<p>BY: PG</p> <p>DATE: 06/09/2022</p> <p>CHK'D: -</p> <p>LAST REV.: SR 09/28/2022</p> <p>THIRD ANGLE PROJECTION</p>	<p>JOB NO.: 22-10571</p> <p>PART NO.: 10571-6200</p> <p>DWG NO.: 10571-6200_STR#35</p> <p>SHEET: 1 of 1</p>	<p>REV. A</p>	
		<p>GREENVILLE UTILITIES STR#35-80'</p>				
		<p>THIS DWG IS PROPERTY OF CHM INDUSTRIES AND CONTAINS PROPRIETARY INFORMATION WHICH MAY NOT BE COPIED OR REPRODUCED WITHOUT PRIOR WRITTEN CONSENT FROM CHM INDUSTRIES.</p>				
		<p>GREENVILLE UTILITIES STR#35-80'</p>				



FACING FRONT OF POLE (FLAT-6)



PLAN VIEW

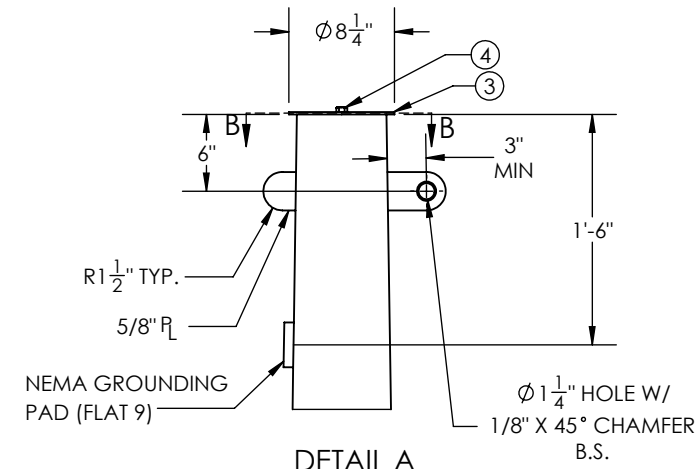
ORIENTATION DETAIL BOTTOM SECTION TOP VIEW

ORIENTATION DETAIL TOP SECTION TOP VIEW

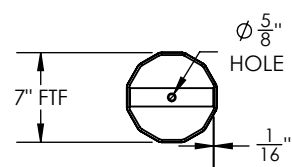
TOP WEIGHT: 1760.95 lbs
 BOT WEIGHT: 3179.61 lbs
 (INCLUDES 6% FOR GALVANIZING)

STR : #38
 HT: 75FT
 DWG. NO:
 MM/YYYY
 MFR.WO-NO:
 GUC
 WT : XX LBS
 UGLM: 1154.75 FT.-K

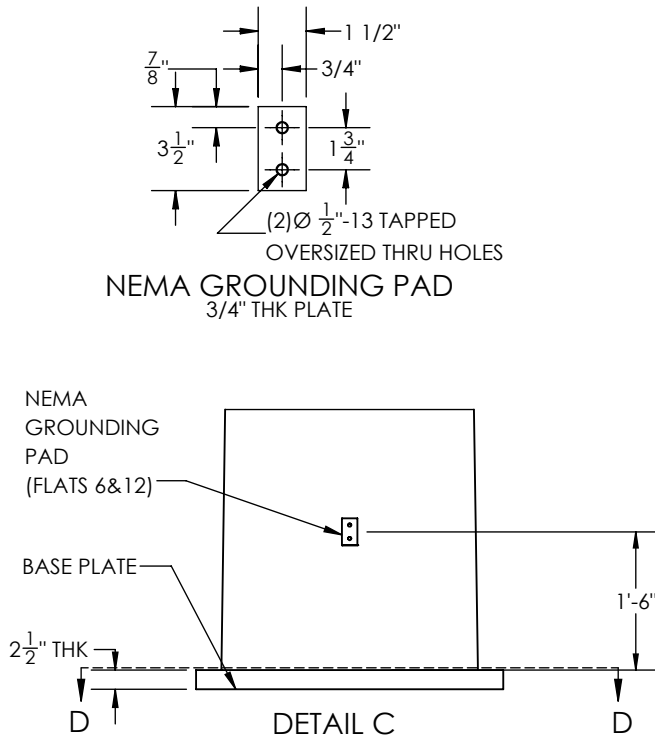
ID TAG DETAIL
 3/8" ENGRAVED



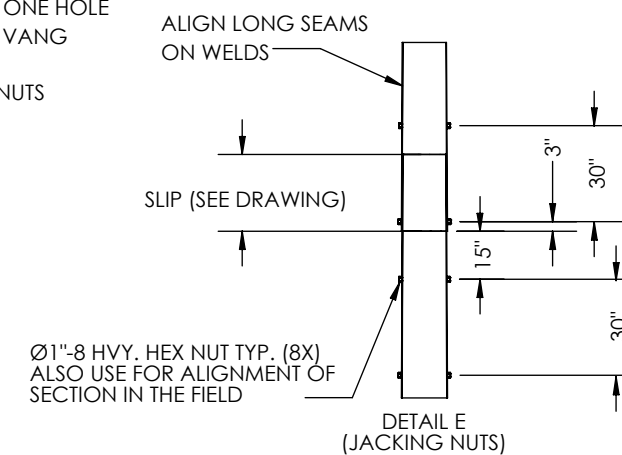
DETAIL A



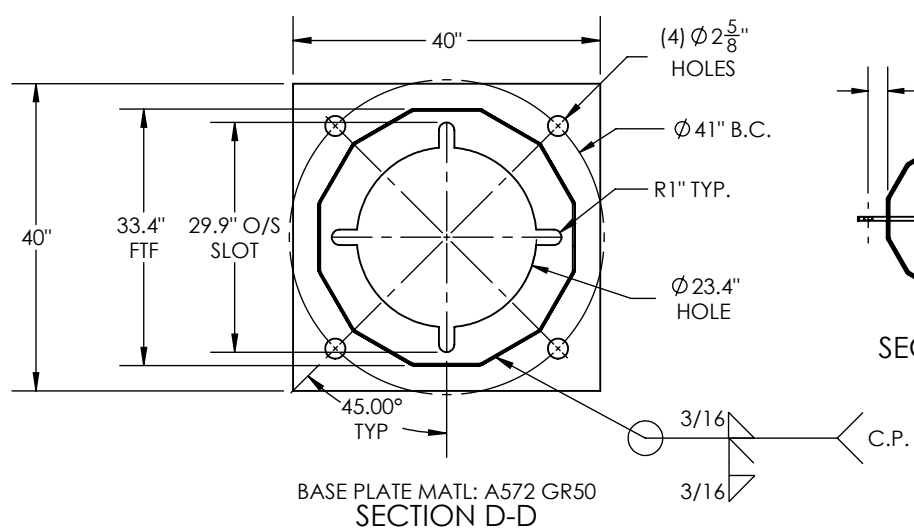
SECTION B-B



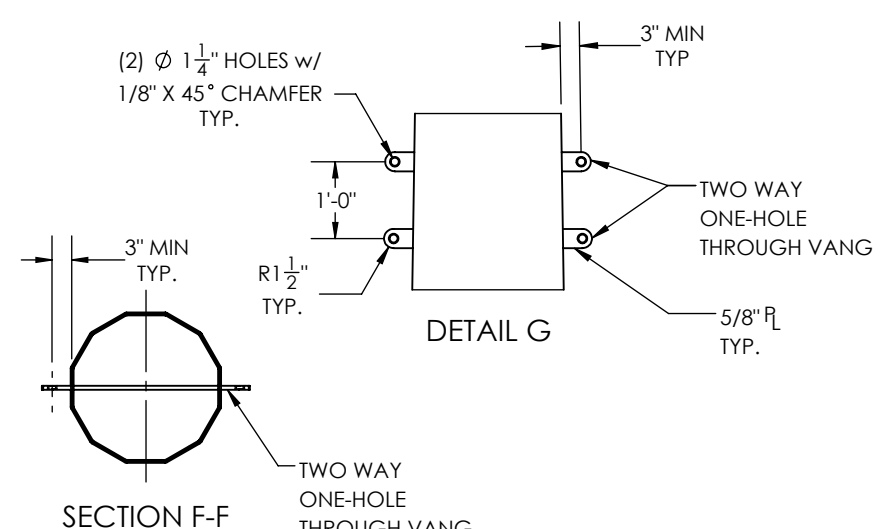
DETAIL C



DETAIL E (JACKING NUTS)



BASE PLATE MATL: A572 GR50
 SECTION D-D



DETAIL G

SECTION F-F

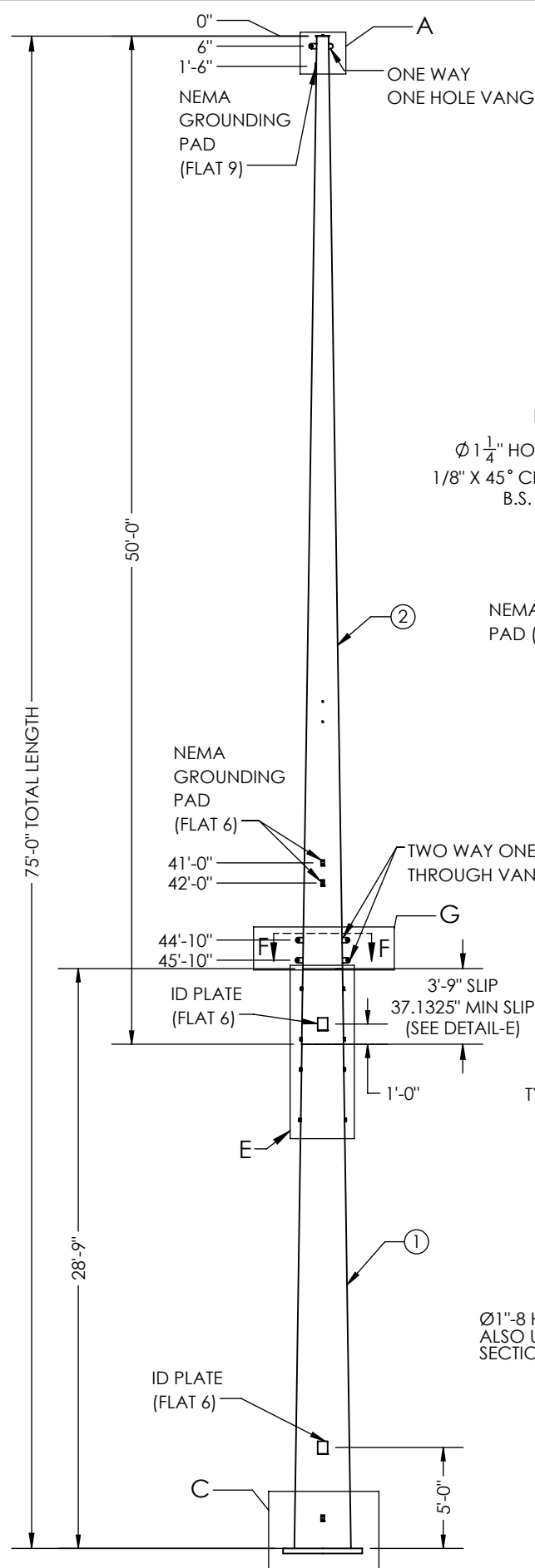
ITEM NO.	PART NUMBER	DESCRIPTION	MATERIAL	QTY.
1	10571-SECA039	SECTION, POLE, 33.40" X 23.09" X 0.25" X 28'-9"	A572 GR.65	1
2	10571-SECB039	SECTION, POLE, 24.93" X 7" X 0.1875" X 50'-0"	A572 GR.65	1
3	10571-A-PC010	POLE CAP, Ø8.25" X 0.1875"	A572 GR.65	1
4	42107	BOLT, 1/2-13 X 1 1/2", SS, HH, FULL THREAD	SS	1

POLE HOLE CHART		
HOLE SIZE Ø (IN.)	DISTANCE FROM TOP OF POLE	FLAT
1	8'-0"	3,9
1	9'-0"	3,9
1	16'-0"	3,9
1	17'-0"	3,9
1	24'-0"	3,9
1	25'-0"	3,9
13/16	33'-0"	6,12
13/16	34'-0"	6,12
11/16	40'-6"	3,9
11/16	41'-6"	3,9

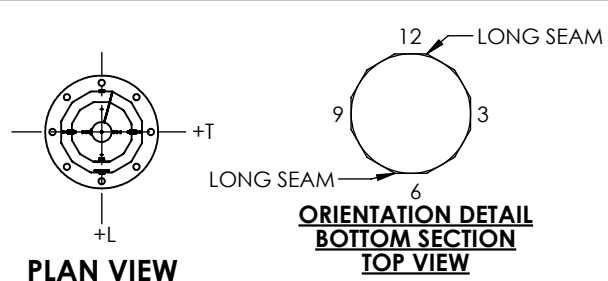
GENERAL NOTES:
 1. SHAFT DIMENSIONS ARE 12 SIDED MEASURED FLAT TO FLAT.
 2. ALL FULL PENETRATION WELDS TO BE U.T. INSPECTED.
 3. WELDING CODE AWS D1.1.
 4. FINISH HOT DIP GALVANIZED

QTY: 1

THIS DWG IS PROPERTY OF CHM INDUSTRIES AND CONTAINS PROPRIETARY INFORMATION WHICH MAY NOT BE COPIED OR REPRODUCED WITHOUT PRIOR WRITTEN CONSENT FROM CHM INDUSTRIES.		DIMENSIONS ARE IN INCHES UNLESS OTHERWISE SPECIFIED		SPECIFICATIONS MATERIAL: - FINISH: GALVANIZED SCALE: NTS B DO NOT SCALE DRAWING		BY: PS DATE: 06/14/2022		JOB NO.: 22-10571 PART NO.: 10571-6300		DWG NO.: 10571-6300_STR#38 SHEET: 1 of 1		REV: -	
				700 E. MCCLEROY, SUITE A SAGINAW, TEXAS 76179 682.286.0046 PH 682.286.0086 FX CHMINDUSTRIES.COM		BREAK ALL SHARP EDGES .005/.015. REMOVE ALL BURRS AND CHIPS		TOLERANCES UNLESS OTHERWISE SPECIFIED GENERAL TOLERANCE: ±1/16 ANGULAR: ±0.5°		GREENVILLE UTILITIES STR#38-75'			



FACING FRONT OF POLE (FLAT-6)



PLAN VIEW

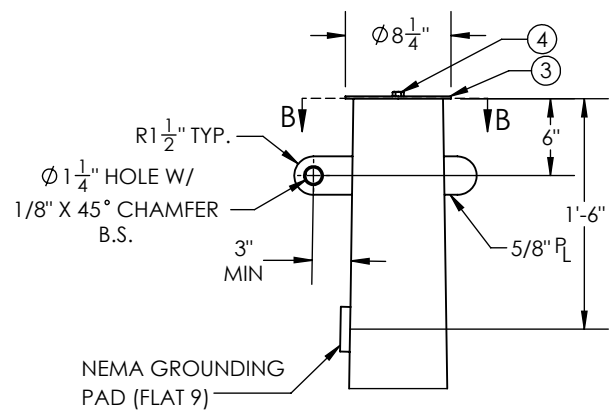
ORIENTATION DETAIL
BOTTOM SECTION
TOP VIEW

ORIENTATION DETAIL
TOP SECTION
TOP VIEW

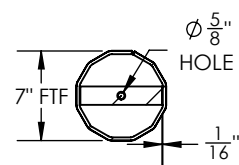
TOP WEIGHT: 2317 lbs
BOT WEIGHT: 3461 lbs
(INCLUDES 6% FOR GALVANIZING)

STR: #40
HT: 75FT
DWG. NO:
MFR. WO-NO:
MM/YYYY
GUC
WT: XX LBS
UGLM: 1169.81 FT.-K

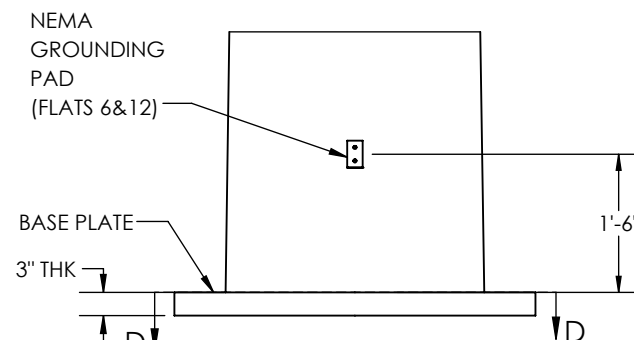
ID TAG DETAIL
3/8" ENGRAVED



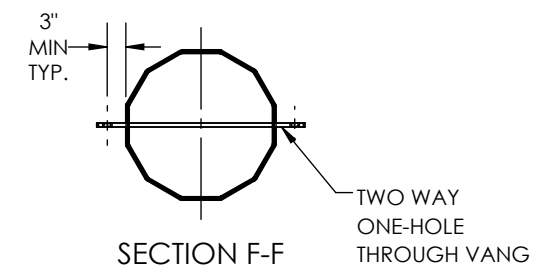
DETAIL A



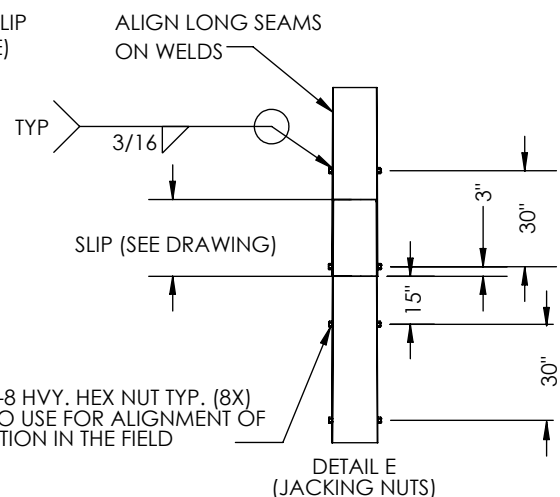
SECTION B-B



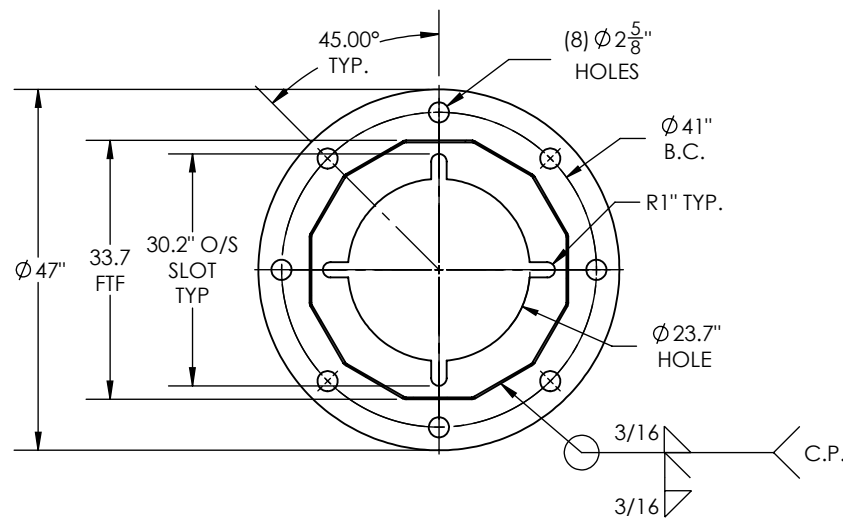
DETAIL C



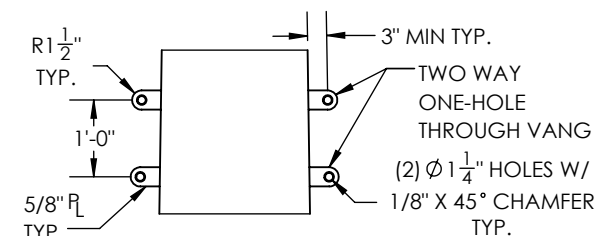
SECTION F-F



DETAIL E
(JACKING NUTS)



BASE PLATE MATL: A572 GR50
SECTION D-D



DETAIL G

GENERAL NOTES:
1. SHAFT DIMENSIONS ARE 12 SIDED MEASURED FLAT TO FLAT.
2. ALL FULL PENETRATION WELDS TO BE U.T. INSPECTED.
3. WELDING CODE AWS D1.1.
4. FINISH HOT DIP GALVANIZED

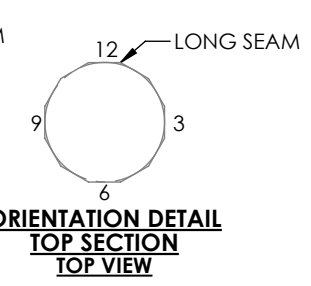
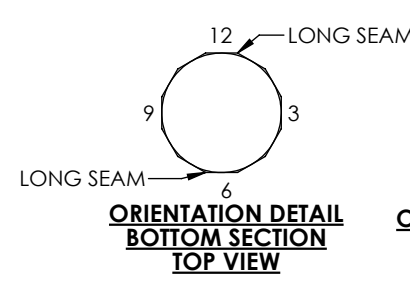
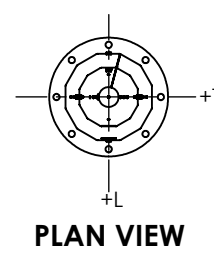
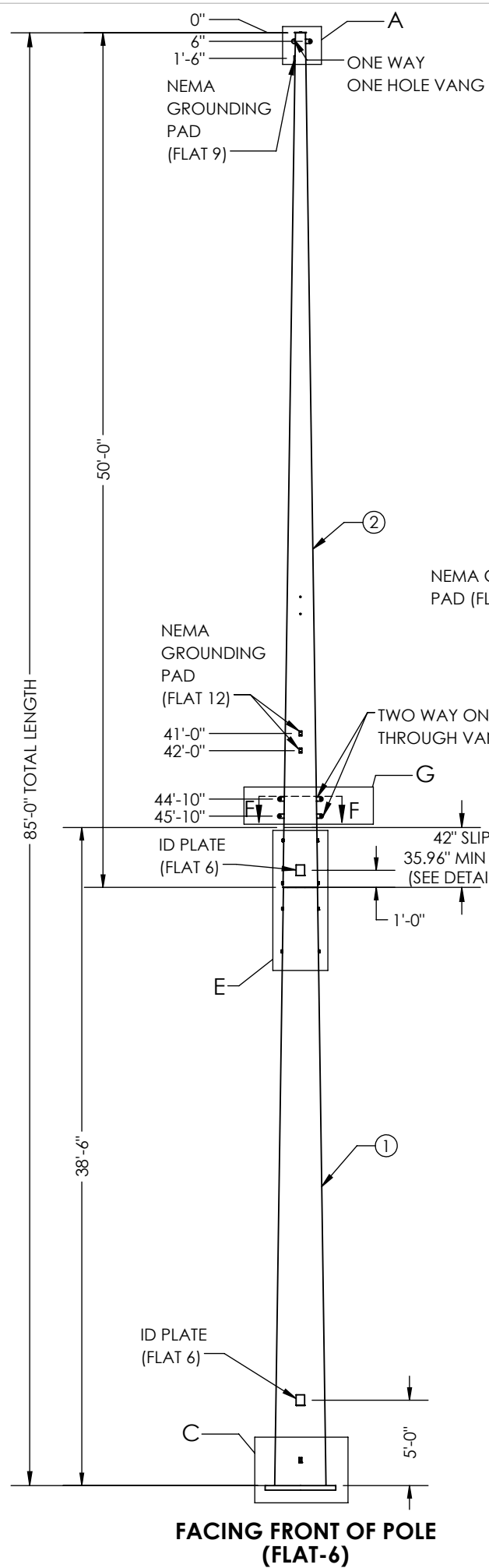
QTY: 1

ITEM NO.	PART NUMBER	DESCRIPTION	MATERIAL	QTY.
1	10571-SECA040	SECTION, POLE, 33.7" X 23.27" X 0.25" X 28'-9"	A572 GR.65	1
2	10571-SECB040	SECTION, POLE, 25.13" X 7" X 0.1875" X 50'-0"	A572 GR.65	1
3	10571-A-PC010	POLE CAP, Ø8.25" X 0.1875"	A572 GR.65	1
4	42107	BOLT, 1/2-13 X 1 1/2", SS, HH, FULL THREAD	SS	1

POLE HOLE CHART		
HOLE SIZE Ø (IN.)	DISTANCE FROM TOP OF POLE	FLAT
1	8'-0"	3,9
1	9'-0"	3,9
1	16'-0"	3,9
1	17'-0"	3,9
1	24'-0"	3,9
1	25'-0"	3,9
13/16	40'-6"	3,9
13/16	41'-6"	3,9
11/16	33'-0"	6,12
11/16	34'-0"	6,12

<p>THIS DWG IS PROPERTY OF CHM INDUSTRIES AND CONTAINS PROPRIETARY INFORMATION WHICH MAY NOT BE COPIED OR REPRODUCED WITHOUT PRIOR WRITTEN CONSENT FROM CHM INDUSTRIES.</p> <p>CHM INDUSTRIES</p> <p>700 E. MCCLEROY, SUITE A SAGINAW, TEXAS 76179 682.286.0046 PH 682.286.0086 FX CHMINDUSTRIES.COM</p>		<p>DIMENSIONS ARE IN INCHES UNLESS OTHERWISE SPECIFIED</p> <p>TOLERANCES UNLESS OTHERWISE SPECIFIED</p> <p>GENERAL TOLERANCE: ±1/16 ANGULAR: ±0.5°</p>	<p>SPECIFICATIONS</p> <p>MATERIAL: -</p> <p>FINISH: GALVANIZED</p> <p>SCALE: NTS B</p> <p>DO NOT SCALE DRAWING</p>	<p>BY: PG</p> <p>DATE: 06/09/2022</p> <p>CHK'D: -</p> <p>LAST REV.: SR 09/28/2022</p> <p>THIRD ANGLE PROJECTION</p>	<p>JOB NO.: 22-10571</p> <p>PART NO.: 10571-6400</p> <p>DWG NO.: 10571-6400_STR#40</p> <p>SHEET: 1 of 1</p>	<p>REV. A</p>
---	--	--	--	---	---	---------------

GREENVILLE UTILITIES
STR#40-75'

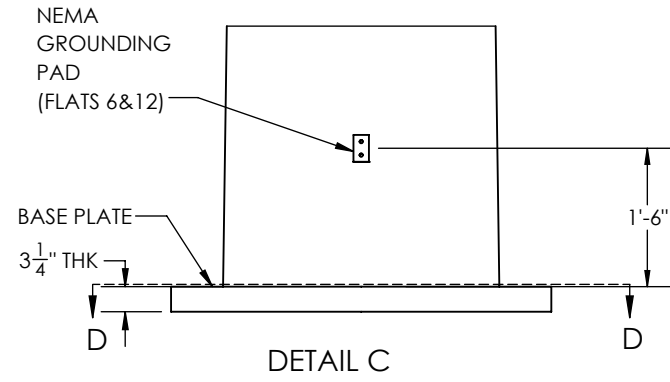
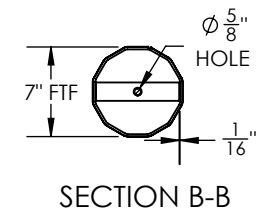
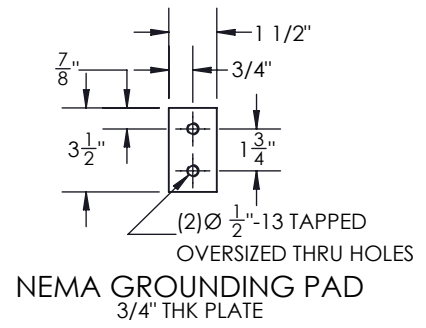
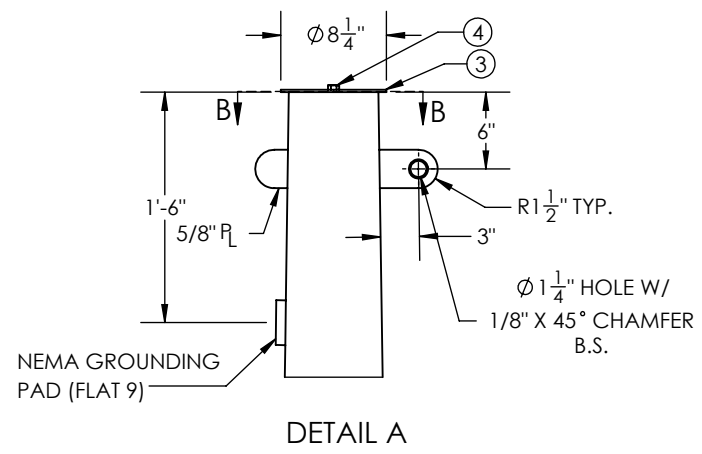


TOP WEIGHT: 1729 lbs
 BOT WEIGHT: 5340 lbs
 (INCLUDES 6% FOR GALVANIZING)

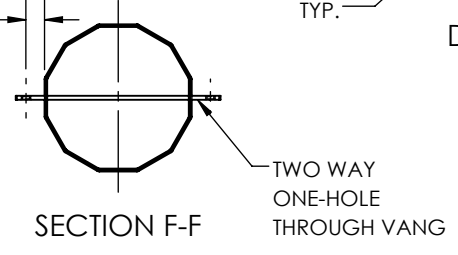
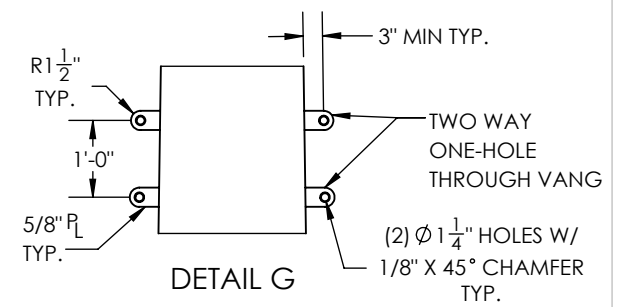
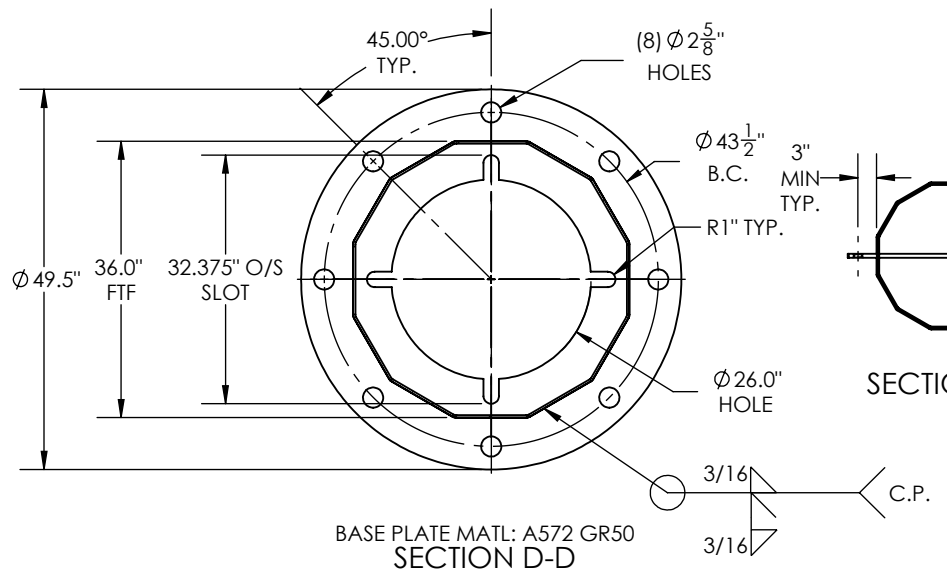
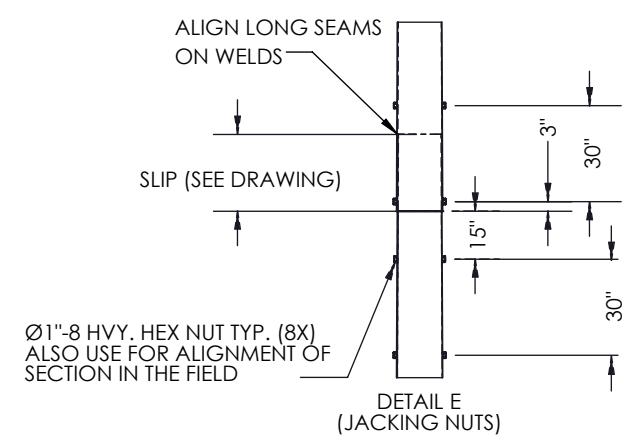
STR : #42
 HT: 85FT
 DWG. NO:
 MFR.WO-NO:
 MM/YYYY
 GUC
 WT : XX LBS
 UGLM: 1759.16 FT-K

ID TAG DETAIL
 3/8" ENGRAVED

ITEM NO.	PART NUMBER	DESCRIPTION	MATERIAL	QTY.
1	10571-SECA041	SECTION, POLE, 36" X 22.64" X 0.3125" X 38'-6"	A572 GR.65	1
2	10571-SECB041	SECTION, POLE, 24.35" X 7" X 0.1875" X 50'-0"	A572 GR.65	1
3	10571-A-PC010	POLE CAP, Ø8.25" X 0.1875"	A572 GR.65	1
4	42107	BOLT, 1/2-13 X 1 1/2", SS, HH, FULL THREAD	SS	1



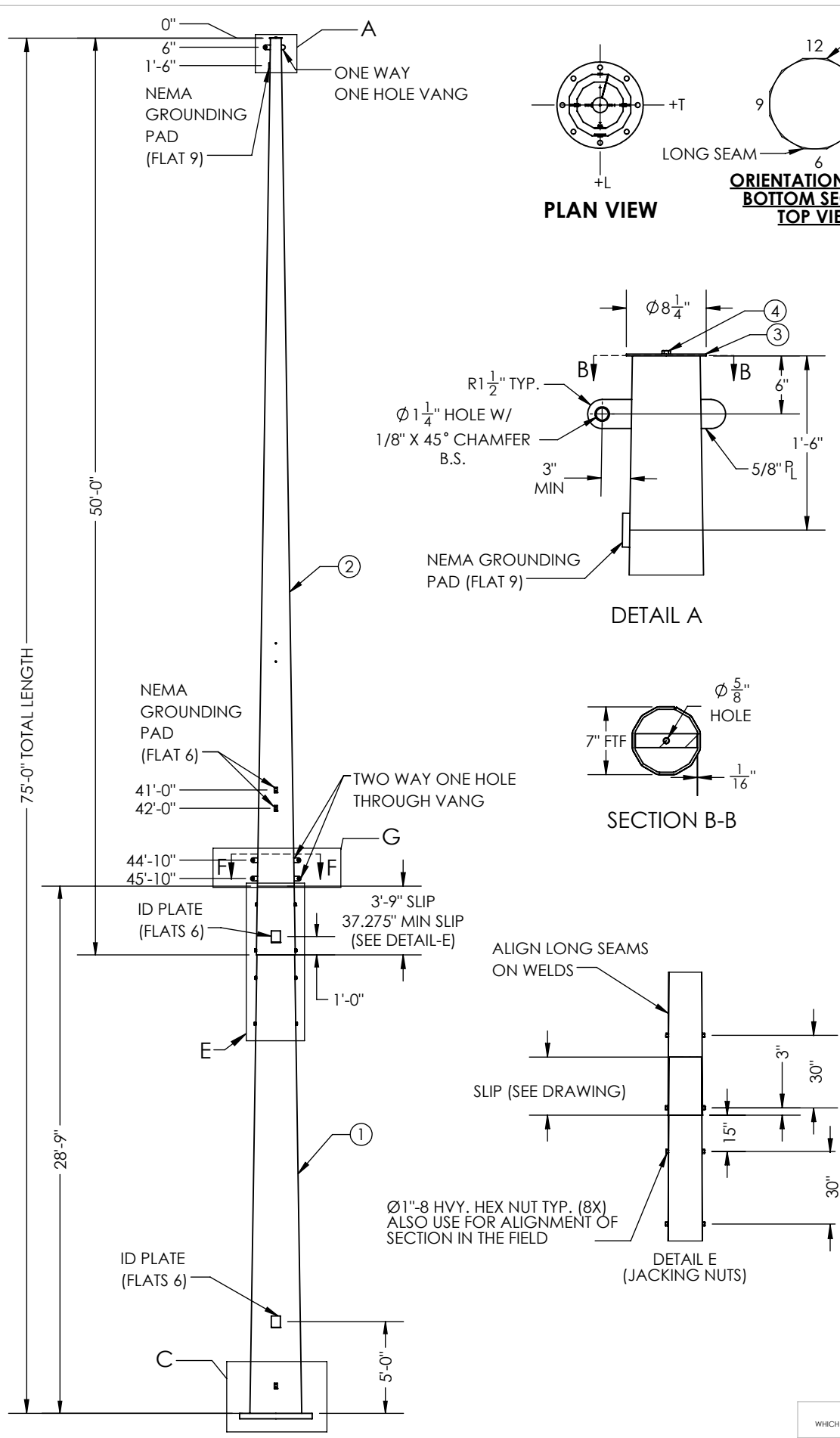
POLE HOLE CHART		
HOLE SIZE Ø (IN.)	DISTANCE FROM TOP OF POLE	FLAT
1	8'-0"	3,9
1	9'-0"	3,9
1	16'-0"	3,9
1	17'-0"	3,9
1	24'-0"	3,9
1	25'-0"	3,9
13/16	33'-0"	6,12
13/16	34'-0"	6,12
11/16	40'-6"	3,9
11/16	41'-6"	3,9



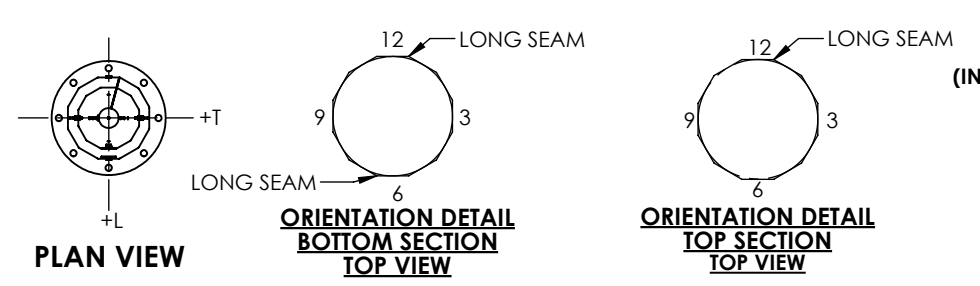
GENERAL NOTES:
 1. SHAFT DIMENSIONS ARE 12 SIDED MEASURED FLAT TO FLAT.
 2. ALL FULL PENETRATION WELDS TO BE U.T. INSPECTED.
 3. WELDING CODE AWS D1.1.
 4. FINISH HOT DIP GALVANIZED

QTY: 1

 700 E. MCCLEROY, SUITE A SAGINAW, TEXAS 76179 682.286.0046 PH 682.286.0086 FX CHMINDUSTRIES.COM	DIMENSIONS ARE IN INCHES UNLESS OTHERWISE SPECIFIED TOLERANCES UNLESS OTHERWISE SPECIFIED GENERAL TOLERANCE: ±1/16 ANGULAR: ±0.5°	SPECIFICATIONS MATERIAL: - FINISH: GALVANIZED SCALE: NTS B	BY: PG DATE: 06/14/2022	JOB NO.: 22-10571 PART NO.: 10571-6500 DWG NO.: 10571-6500_STR#42 SHEET: 1 of 1	REV.: -	
		DO NOT SCALE DRAWING	THIRD ANGLE PROJECTION	GREENVILLE UTILITIES STR#42-85'		
		THIS DWG IS PROPERTY OF CHM INDUSTRIES AND CONTAINS PROPRIETARY INFORMATION WHICH MAY NOT BE COPIED OR REPRODUCED WITHOUT PRIOR WRITTEN CONSENT FROM CHM INDUSTRIES.				
		BREAK ALL SHARP EDGES 0.05/0.15. REMOVE ALL BURRS AND CHIPS				



FACING FRONT OF POLE (FLAT-6)



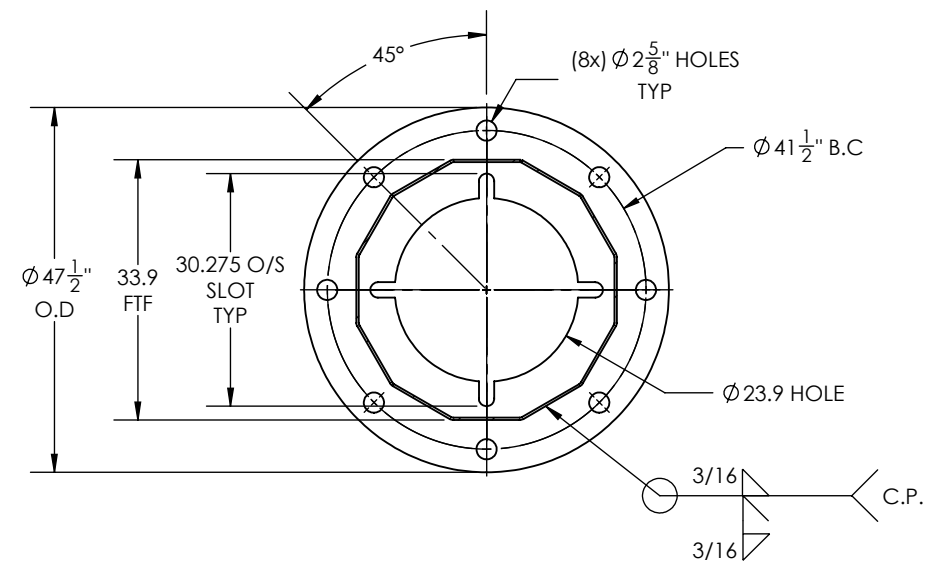
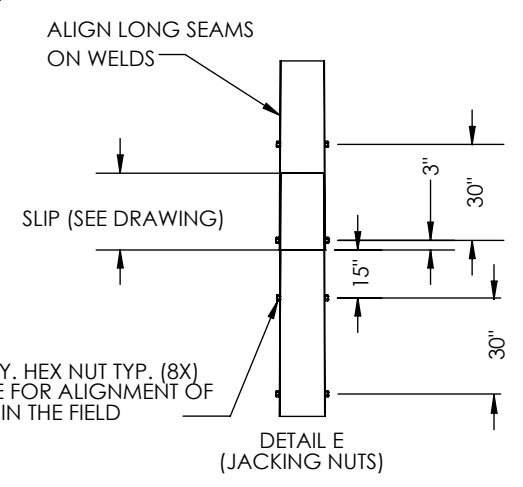
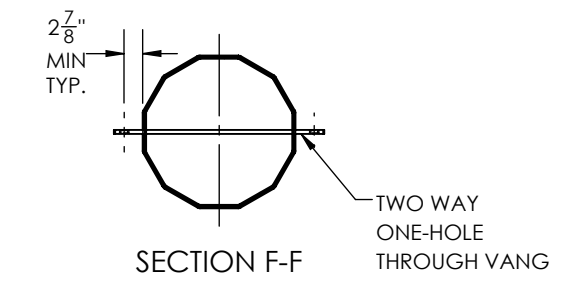
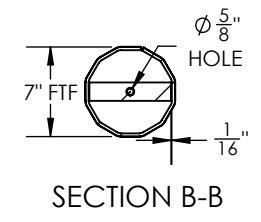
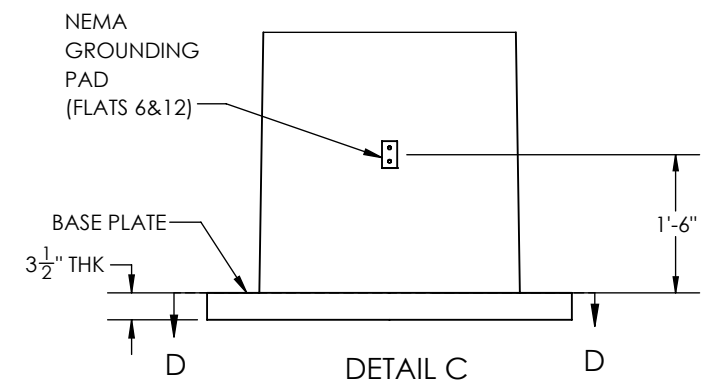
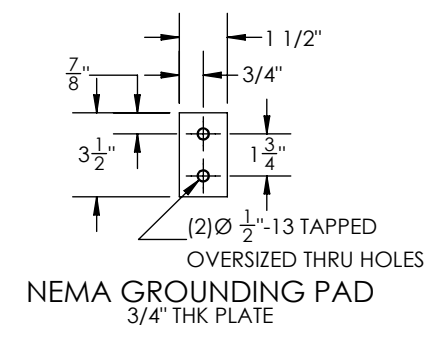
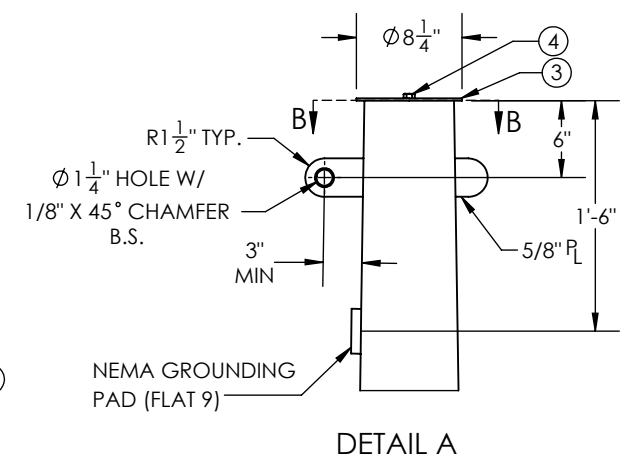
TOP WEIGHT: 2351 lbs
BOT WEIGHT: 4271 lbs
(INCLUDES 6% FOR GALVANIZING)

STR : #45
 HT: 75FT
 DWG. NO:
 MFR.WO-NO:
 MM/YYYY
 GUC
 WT : XX LBS
 UGLM:1557.39 FT.-K

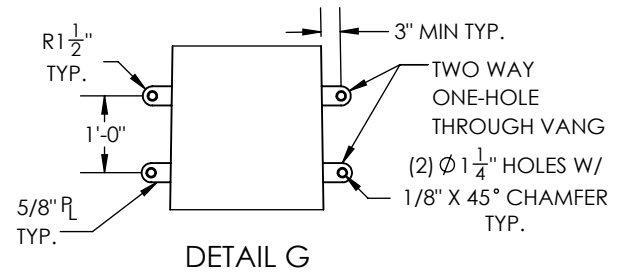
ID TAG DETAIL
 3/8" ENGRAVED

ITEM NO.	PART NUMBER	DESCRIPTION	MATERIAL	QTY.
1	10571-SECA042	SECTION, POLE, 33.9" X 23.35" X 0.3125" X 28'-9"	A572 GR.65	1
2	10571-SECB042	SECTION, POLE, 25.35" X 7" X 0.25" X 50'-0"	A572 GR.65	1
3	10571-A-PC010	POLE CAP, Ø8.25" X 0.1875"	A572 GR.65	1
4	42107	BOLT, 1/2-13 X 1 1/2", SS, HH, FULL THREAD	SS	1

POLE HOLE CHART		
HOLE SIZE Ø (IN.)	DISTANCE FROM TOP OF POLE	FLAT
1	8'-0"	3,9
1	9'-0"	3,9
1	16'-0"	3,9
1	17'-0"	3,9
1	24'-0"	3,9
1	25'-0"	3,9
13/16	40'-6"	3,9
13/16	41'-6"	3,9
11/16	33'-0"	6,12
11/16	34'-0"	6,12



BASE PLATE MATL: A572 GR50 SECTION D-D

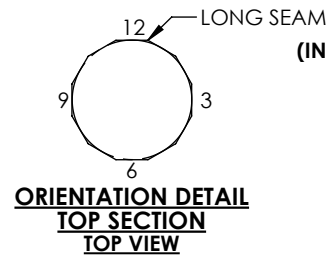
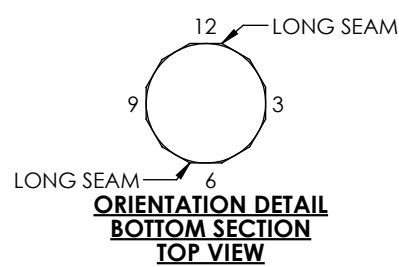
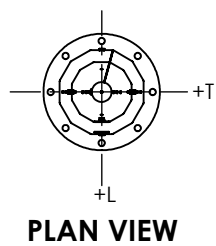
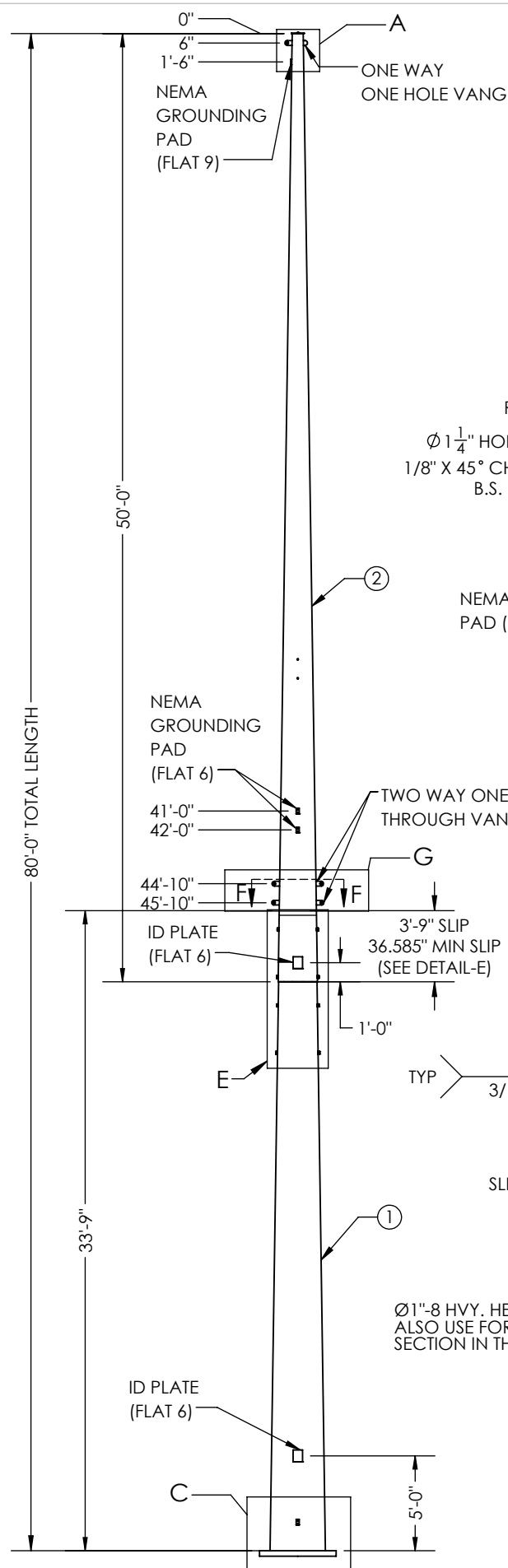


DETAIL G

GENERAL NOTES:
 1. SHAFT DIMENSIONS ARE 12 SIDED MEASURED FLAT TO FLAT.
 2. ALL FULL PENETRATION WELDS TO BE U.T. INSPECTED.
 3. WELDING CODE AWS D1.1.
 4. FINISH HOT DIP GALVANIZED

QTY: 1

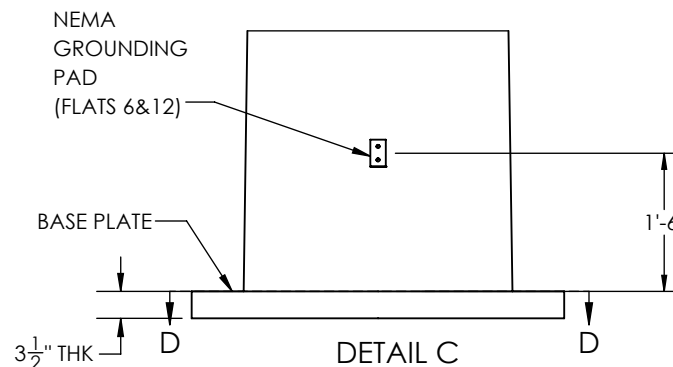
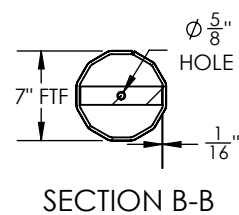
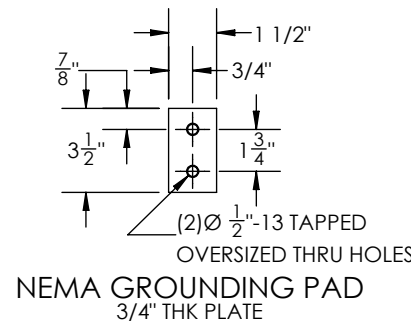
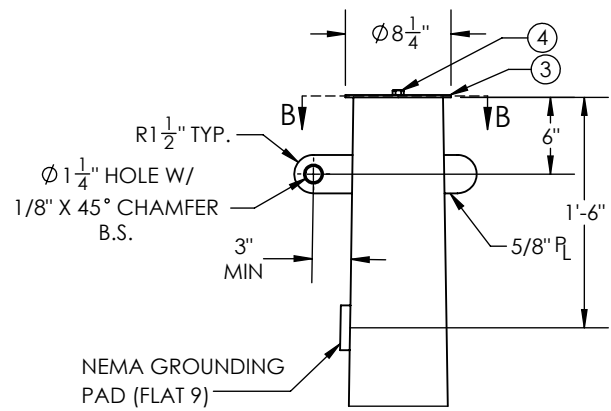
THIS DWG IS PROPERTY OF CHM INDUSTRIES AND CONTAINS PROPRIETARY INFORMATION WHICH MAY NOT BE COPIED OR REPRODUCED WITHOUT PRIOR WRITTEN CONSENT FROM CHM INDUSTRIES.		DIMENSIONS ARE IN INCHES UNLESS OTHERWISE SPECIFIED		SPECIFICATIONS MATERIAL: - FINISH: GALVANIZED SCALE: NTS B DO NOT SCALE DRAWING		BY: PG DATE: 06/09/2022 CHK'D: - LAST REV.: SR 09/28/2022 THIRD ANGLE PROJECTION		JOB NO.: 22-10571 PART NO.: 10571-6600 DWG NO.: 10571-6600_STR#45 SHEET: 1 of 1		REV.: A	
		700 E. MCCLEROY, SUITE A SAGINAW, TEXAS 76179 682.286.0046 PH 682.286.0086 FX CHMINDUSTRY.COM		BREAK ALL SHARP EDGES 005/015. REMOVE ALL BURRS AND CHIPS TOLERANCES UNLESS OTHERWISE SPECIFIED GENERAL TOLERANCE: ±1/16 ANGULAR: ±0.5°		GREENVILLE UTILITIES STR#45-75'					



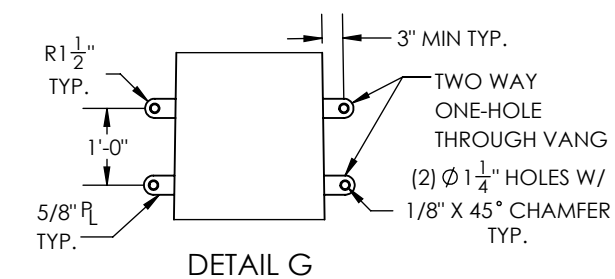
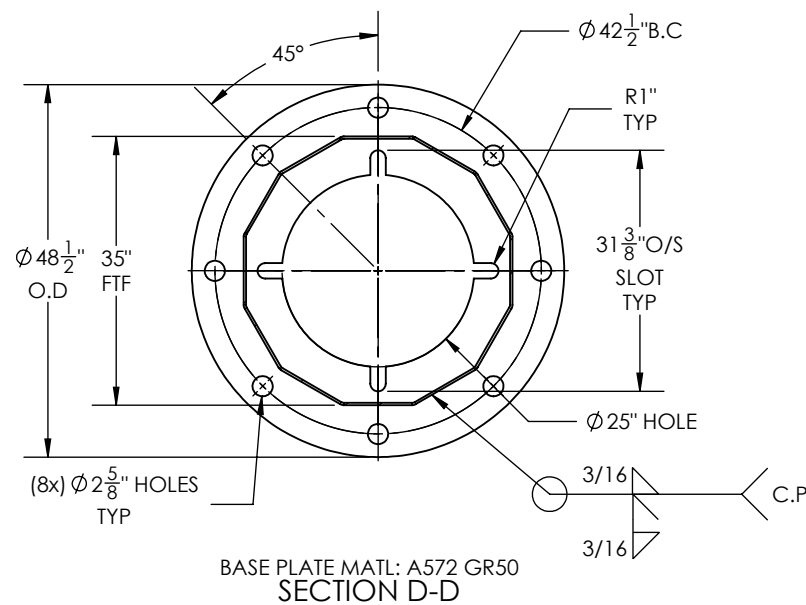
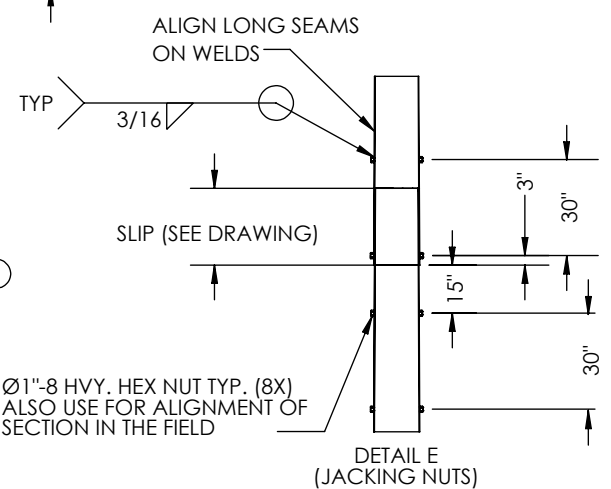
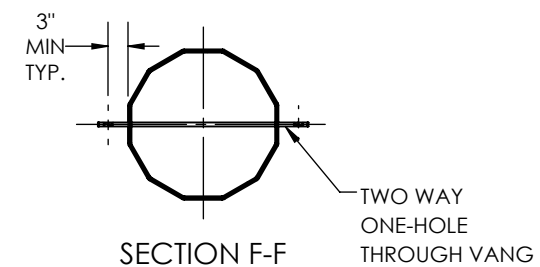
TOP WEIGHT: 2318 lbs
 BOT WEIGHT: 4858 lbs
 (INCLUDES 6% FOR GALVANIZING)

STR: #46
 HT: 80FT
 DWG. NO:
 MFR.WO-NO:
 MM/YYYY
 GUC
 WT: XX LBS
 UGLM:1661.54 FT.-K

ID TAG DETAIL
 3/8" ENGRAVED



POLE HOLE CHART		
HOLE SIZE Ø (IN.)	DISTANCE FROM TOP OF POLE	FLAT
1	8'-0"	3,9
1	9'-0"	3,9
1	16'-0"	3,9
1	17'-0"	3,9
1	24'-0"	3,9
1	25'-0"	3,9
13/16	40'-6"	3,9
13/16	41'-6"	3,9
11/16	33'-0"	6,12
11/16	34'-0"	6,12

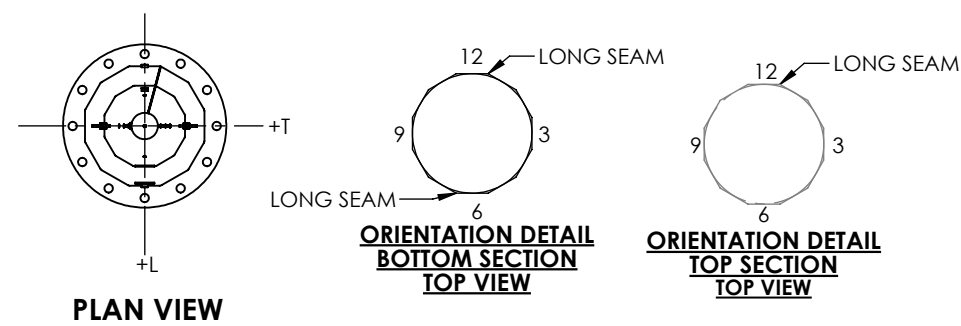
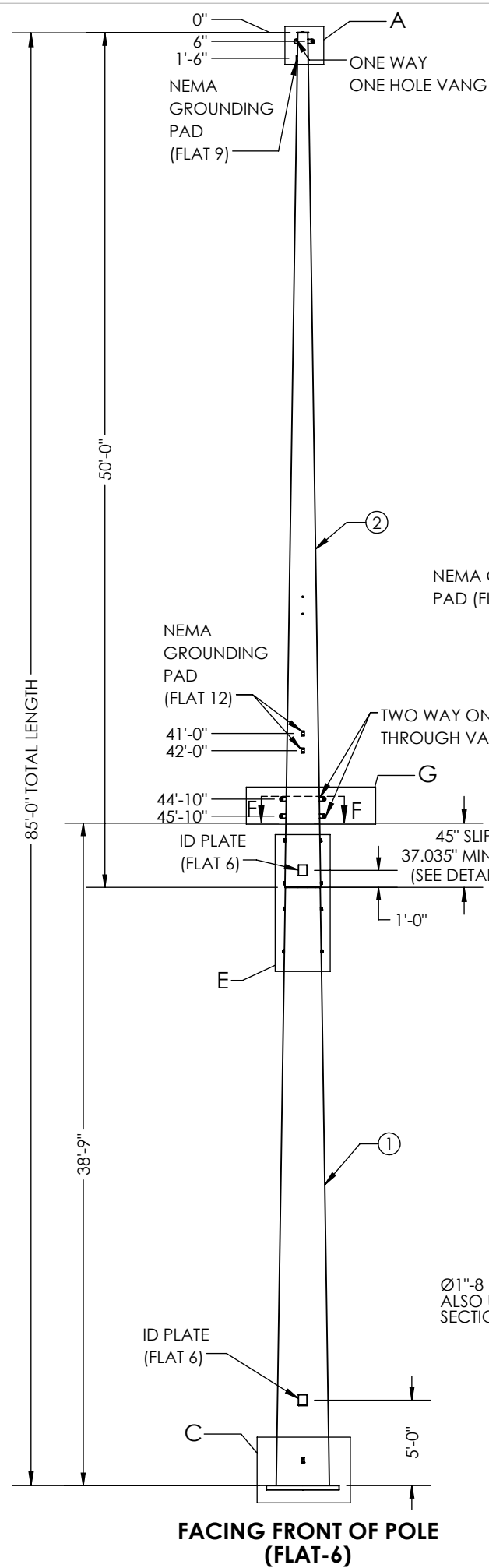


GENERAL NOTES:
 1. SHAFT DIMENSIONS ARE 12 SIDED MEASURED FLAT TO FLAT.
 2. ALL FULL PENETRATION WELDS TO BE U.T. INSPECTED.
 3. WELDING CODE AWS D1.1.
 4. FINISH HOT DIP GALVANIZED

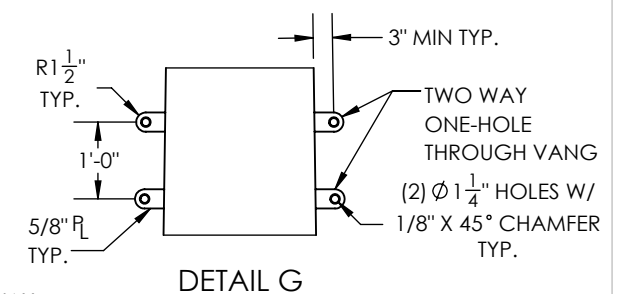
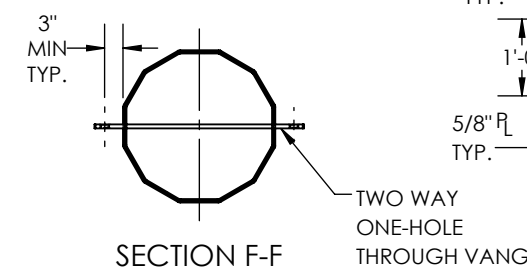
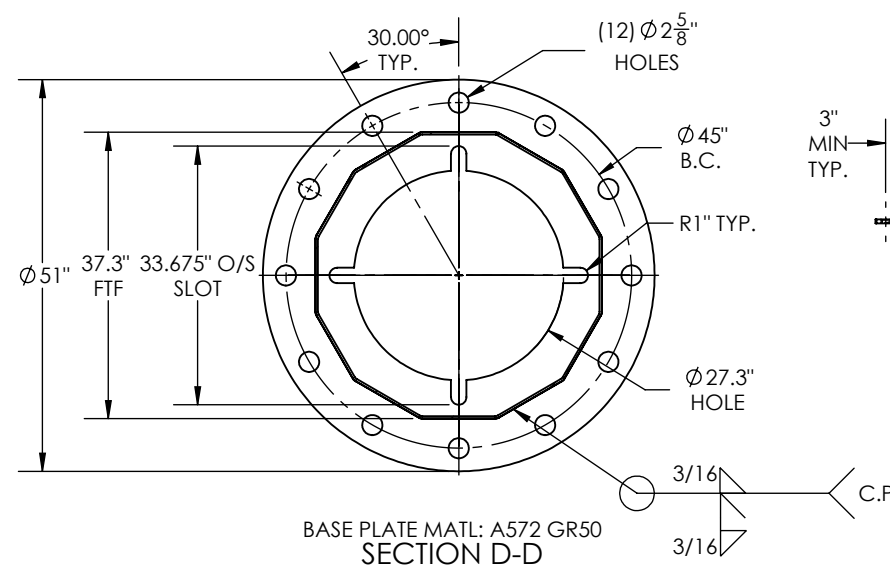
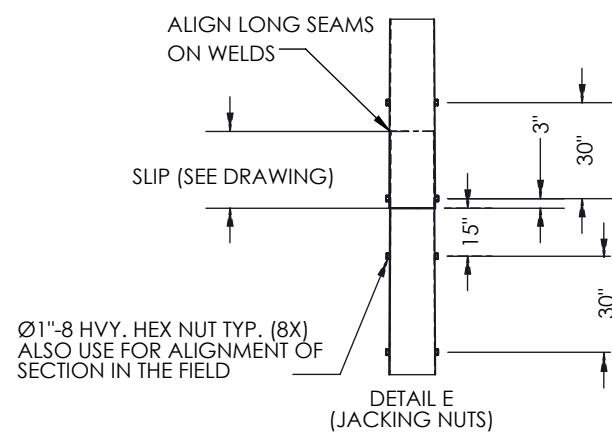
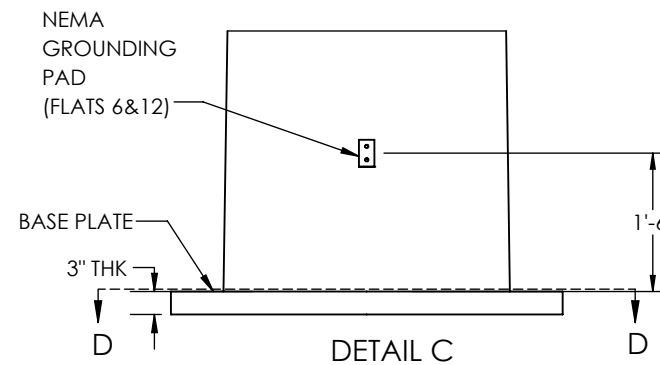
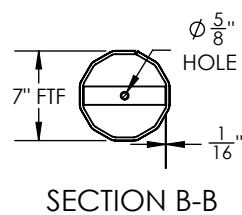
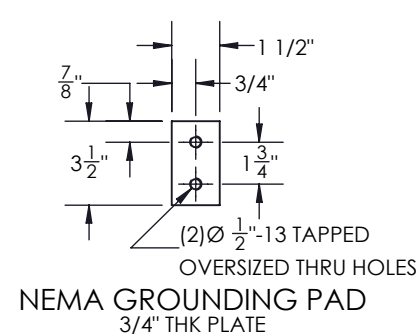
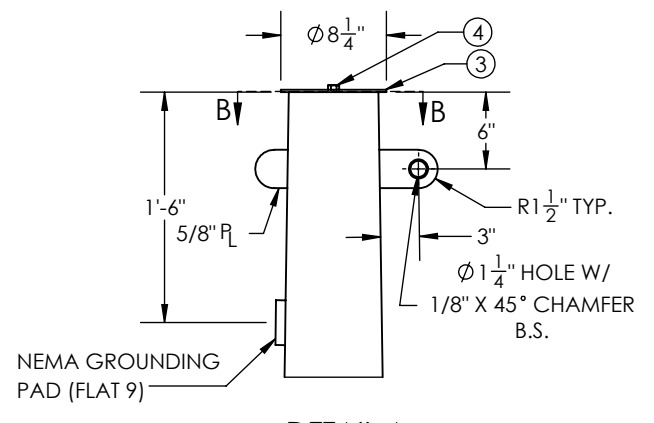
QTY: 1

FACING FRONT OF POLE (FLAT-6)

	700 E. MCCLEROY, SUITE A SAGINAW, TEXAS 76179 682.286.0046 PH 682.286.0086 FX CHMINDUSTRIES.COM	BREAK ALL SHARP EDGES .005/.015. REMOVE ALL BURRS AND CHIPS	DIMENSIONS ARE IN INCHES UNLESS OTHERWISE SPECIFIED TOLERANCES UNLESS OTHERWISE SPECIFIED GENERAL TOLERANCE: ±1/16 ANGULAR: ±0.5°	SPECIFICATIONS MATERIAL: - FINISH: GALVANIZED SCALE: NTS B DO NOT SCALE DRAWING	BY: PG DATE: 06/09/2022 CHK'D: - LAST REV.: SR09/28/2022 THIRD ANGLE PROJECTION	JOB NO.: 22-10571 PART NO.: 10571-6700 DWG. NO.: 10571-6700_STR#46 SHEET: 1 of 1	REV. A
	GREENVILLE UTILITIES STR#46-80'						



TOP WEIGHT: 2339 lbs
BOT WEIGHT: 5435 lbs
(INCLUDES 6% FOR GALVANIZING)
STR : #49
HT: 85FT
DWG. NO:
MFR.WO-NO:
MM/YYYY
GUC
WT : XX LBS
UGLM: 1890.22 FT-K
ID TAG DETAIL
3/8" ENGRAVED



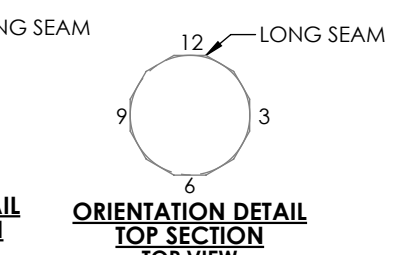
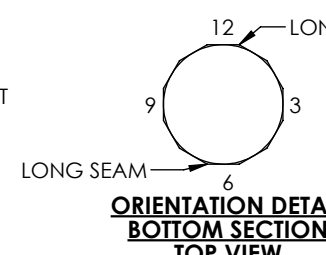
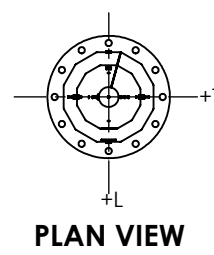
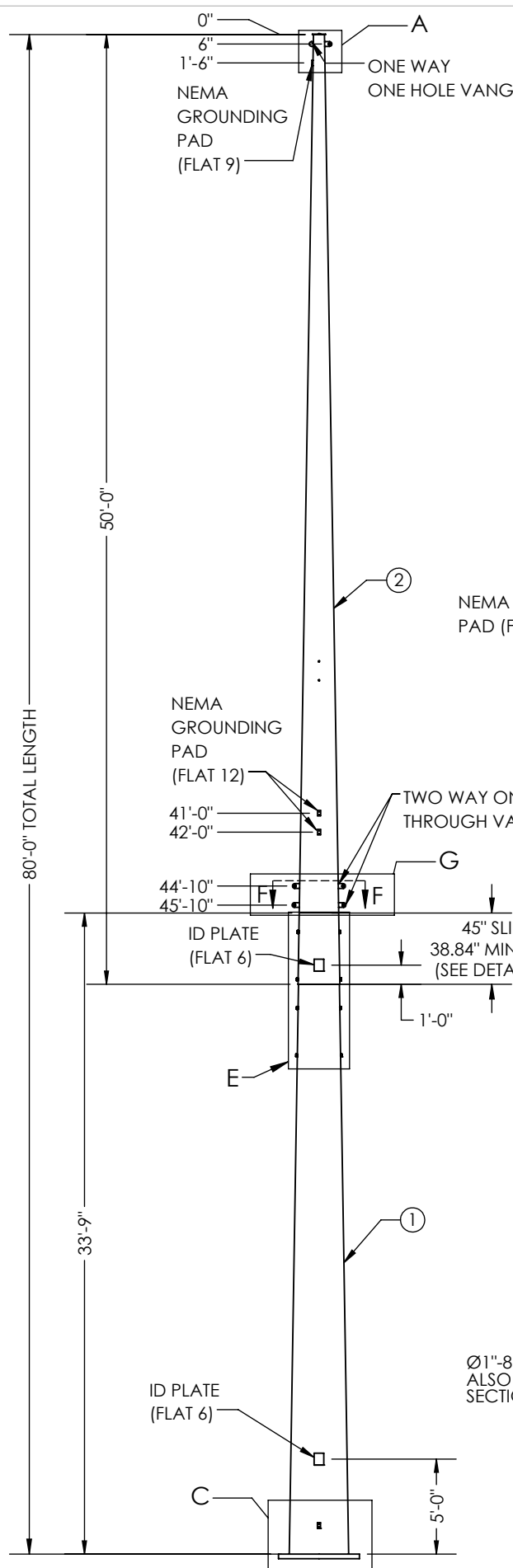
GENERAL NOTES:
1. SHAFT DIMENSIONS ARE 12 SIDED MEASURED FLAT TO FLAT.
2. ALL FULL PENETRATION WELDS TO BE U.T. INSPECTED.
3. WELDING CODE AWS D1.1.
4. FINISH HOT DIP GALVANIZED

POLE HOLE CHART		
HOLE SIZE Ø (IN.)	DISTANCE FROM TOP OF POLE	FLAT
1	8'-0"	3,9
1	9'-0"	3,9
1	16'-0"	3,9
1	17'-0"	3,9
1	24'-0"	3,9
1	25'-0"	3,9
13/16	33'-0"	6,12
13/16	34'-0"	6,12
11/16	40'-6"	3,9
11/16	41'-6"	3,9

ITEM NO.	PART NUMBER	DESCRIPTION	MATERIAL	QTY.
1	10571-SECA044	SECTION, POLE, 37.30" X 23.20" X 0.3125" X 38'-9"	A572 GR.65	1
2	10571-SECB044	SECTION, POLE, 25.19" X 7" X 0.25" X 50'-0"	A572 GR.65	1
3	10571-A-PC010	POLE CAP, Ø8.25" X 0.1875"	A572 GR.65	1
4	42107	BOLT, 1/2-13 X 1 1/2", SS, HH, FULL THREAD	SS	1

QTY: 1

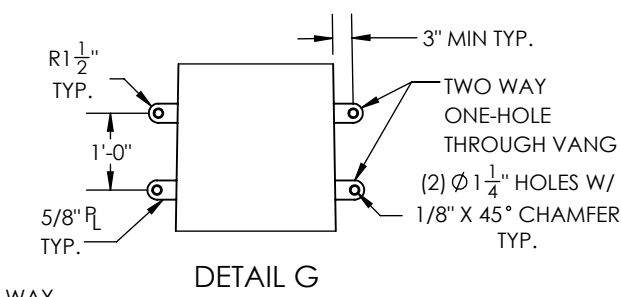
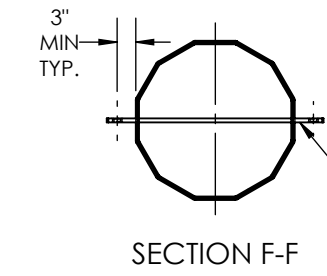
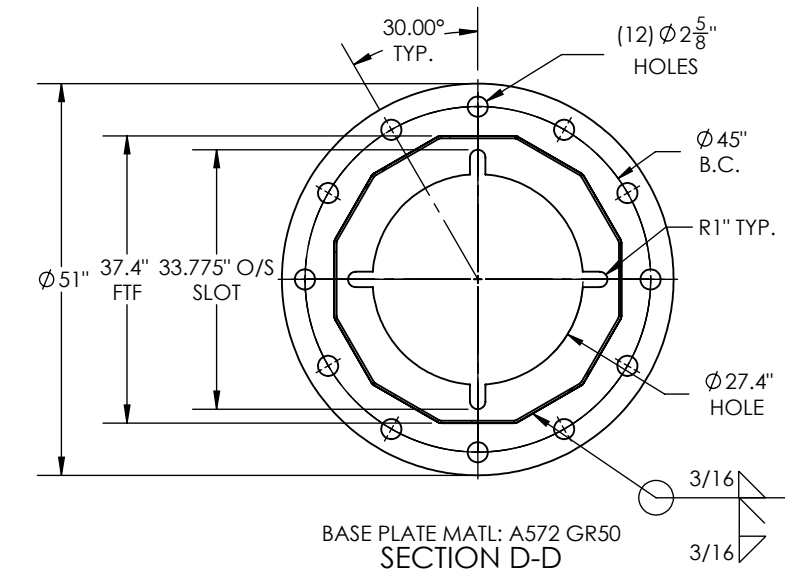
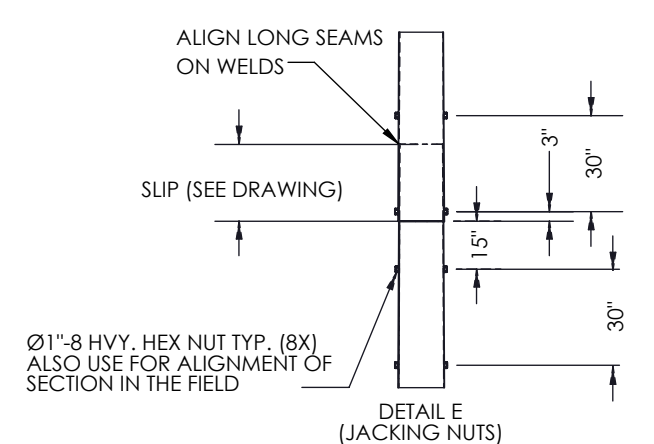
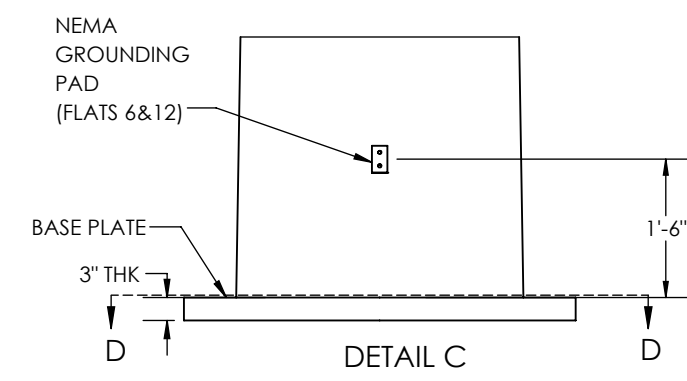
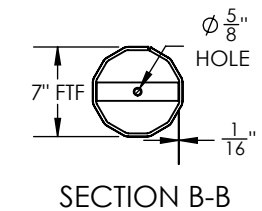
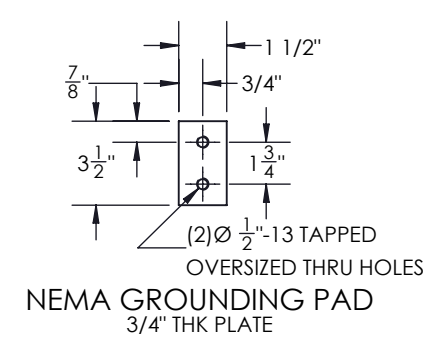
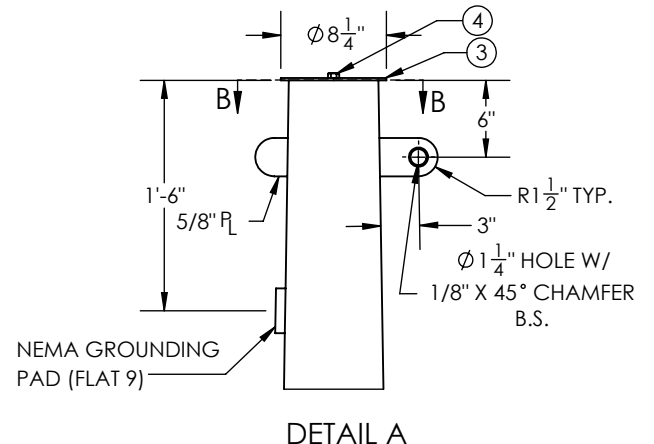
<p>700 E. MCCLEROY, SUITE A SAGINAW, TEXAS 76179 682.286.0046 PH 682.286.0086 FX CHMINDUSTRIES.COM</p>	<p>DIMENSIONS ARE IN INCHES UNLESS OTHERWISE SPECIFIED</p> <p>TOLERANCES UNLESS OTHERWISE SPECIFIED</p> <p>GENERAL TOLERANCE: ±1/16 ANGULAR: ±0.5°</p>	<p>SPECIFICATIONS</p> <p>MATERIAL: -</p> <p>FINISH: GALVANIZED</p> <p>SCALE: NTS B</p> <p>DO NOT SCALE DRAWING</p>	<p>BY: PS</p> <p>DATE: 06/14/2022</p> <p>CHKD: -</p> <p>LAST REV.: -</p> <p>THIRD ANGLE PROJECTION</p>	<p>JOB NO.: 22-10571</p> <p>PART NO.: 10571-6800</p> <p>DWG NO.: 10571-6800_STR#49</p> <p>SHEET: 1 of 1</p>	<p>REV.: -</p>	
		<p>GREENVILLE UTILITIES STR#49-85'</p>				
		<p>THIS DWG IS PROPERTY OF CHM INDUSTRIES AND CONTAINS PROPRIETARY INFORMATION WHICH MAY NOT BE COPIED OR REPRODUCED WITHOUT PRIOR WRITTEN CONSENT FROM CHM INDUSTRIES.</p>				
		<p>DO NOT SCALE DRAWING</p>				



TOP WEIGHT: 2428 lbs
BOT WEIGHT: 4964 lbs
(INCLUDES 6% FOR GALVANIZING)

STR : #50
 HT: 80FT
 DWG. NO:
 MFR.WO-NO:
 MM/YYYY
 GUC
 WT : XX LBS
 UGLM: 1900.5 FT.-K

ID TAG DETAIL
 3/8" ENGRAVED



GENERAL NOTES:
 1. SHAFT DIMENSIONS ARE 12 SIDED MEASURED FLAT TO FLAT.
 2. ALL FULL PENETRATION WELDS TO BE U.T. INSPECTED.
 3. WELDING CODE AWS D1.1.
 4. FINISH HOT DIP GALVANIZED

ITEM NO.	PART NUMBER	DESCRIPTION	MATERIAL	QTY.
1	10571-SECA045	SECTION, POLE, 37.40" X 24.31" X 0.3125" X 33'-9"	A572 GR.65	1
2	10571-SECB045	SECTION, POLE, 26.39" X 7" X 0.25" X 50'-0"	A572 GR.65	1
3	10571-A-PC010	POLE CAP, Ø8.25" X 0.1875"	A572 GR.65	1
4	42107	BOLT, 1/2-13 X 1 1/2", SS, HH, FULL THREAD	SS	1

POLE HOLE CHART		
HOLE SIZE Ø (IN.)	DISTANCE FROM TOP OF POLE	FLAT
1	8'-0"	3,9
1	9'-0"	3,9
1	16'-0"	3,9
1	17'-0"	3,9
1	24'-0"	3,9
1	25'-0"	3,9
13/16	33'-0"	6,12
13/16	34'-0"	6,12
11/16	40'-6"	3,9
11/16	41'-6"	3,9

FACING FRONT OF POLE (FLAT-6)

QTY: 1

THIS DWG IS PROPERTY OF CHM INDUSTRIES AND CONTAINS PROPRIETARY INFORMATION WHICH MAY NOT BE COPIED OR REPRODUCED WITHOUT PRIOR WRITTEN CONSENT FROM CHM INDUSTRIES.

CHM INDUSTRIES

700 E. MCCLEROY, SUITE A
 SAGINAW, TEXAS 76179
 682.286.0046 PH
 682.286.0086 FX
 CHMINDUSTRIES.COM

BREAK ALL SHARP EDGES 005/.015.
 REMOVE ALL BURRS AND CHIPS

DIMENSIONS ARE IN INCHES UNLESS OTHERWISE SPECIFIED

TOLERANCES UNLESS OTHERWISE SPECIFIED
 GENERAL TOLERANCE: ±1/16
 ANGULAR: ±0.5°

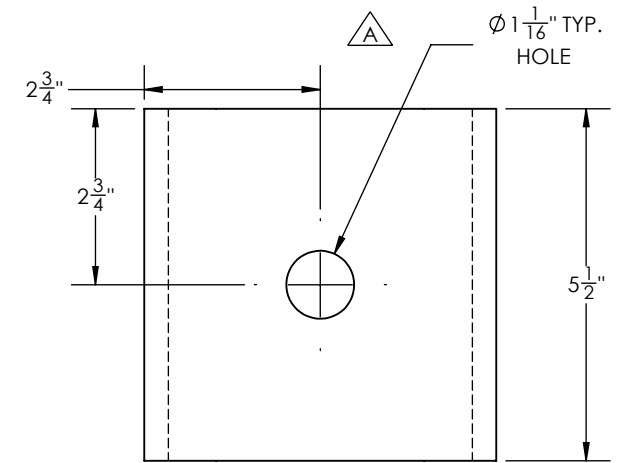
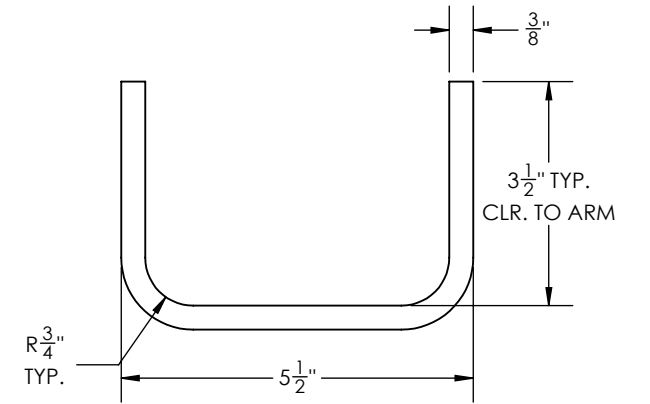
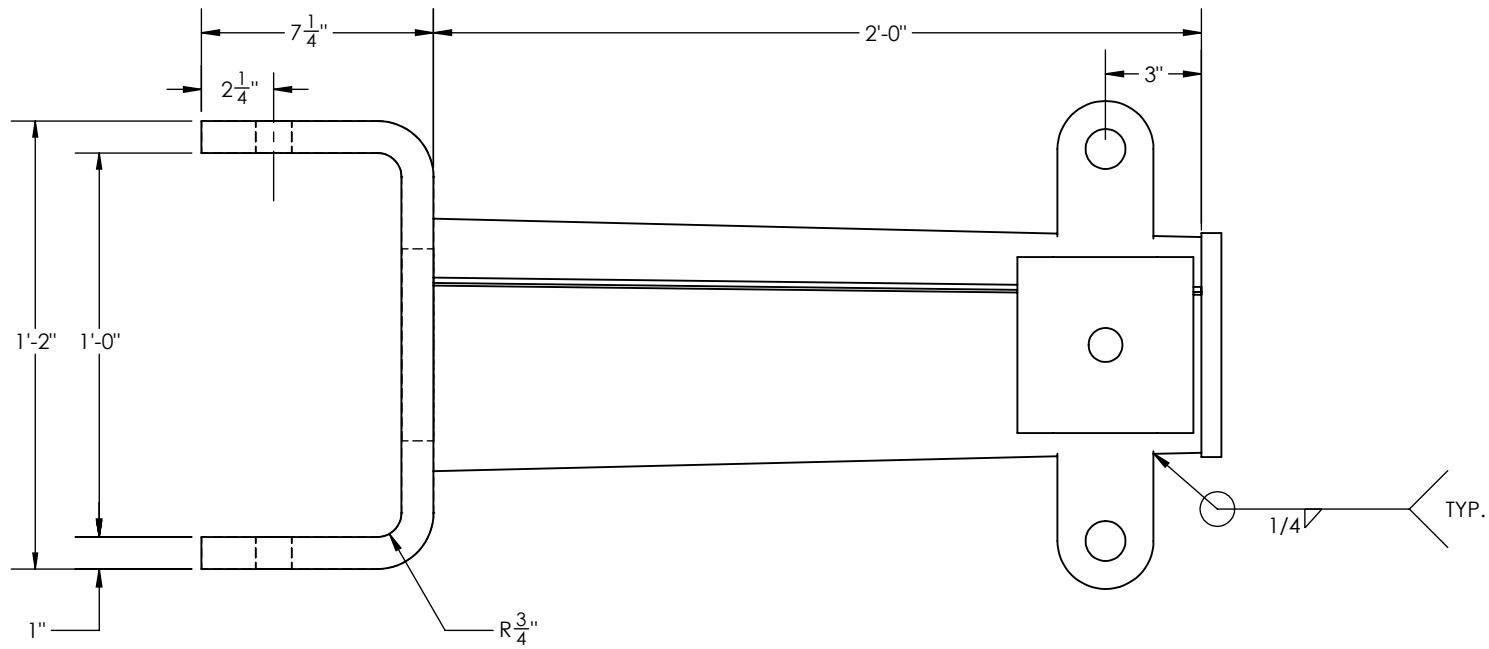
SPECIFICATIONS
 MATERIAL: -
 FINISH: GALVANIZED
 SCALE: NTS B
 DO NOT SCALE DRAWING

BY PG
DATE 06/10/2022

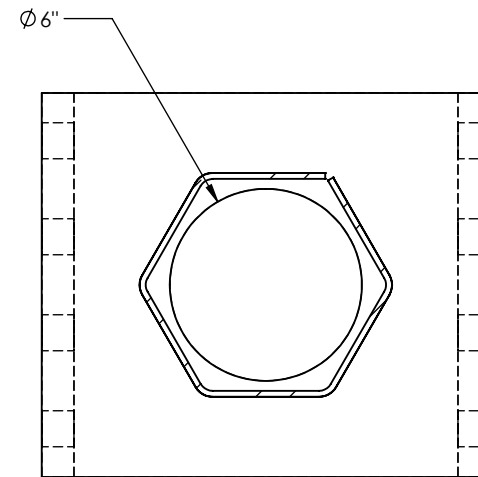
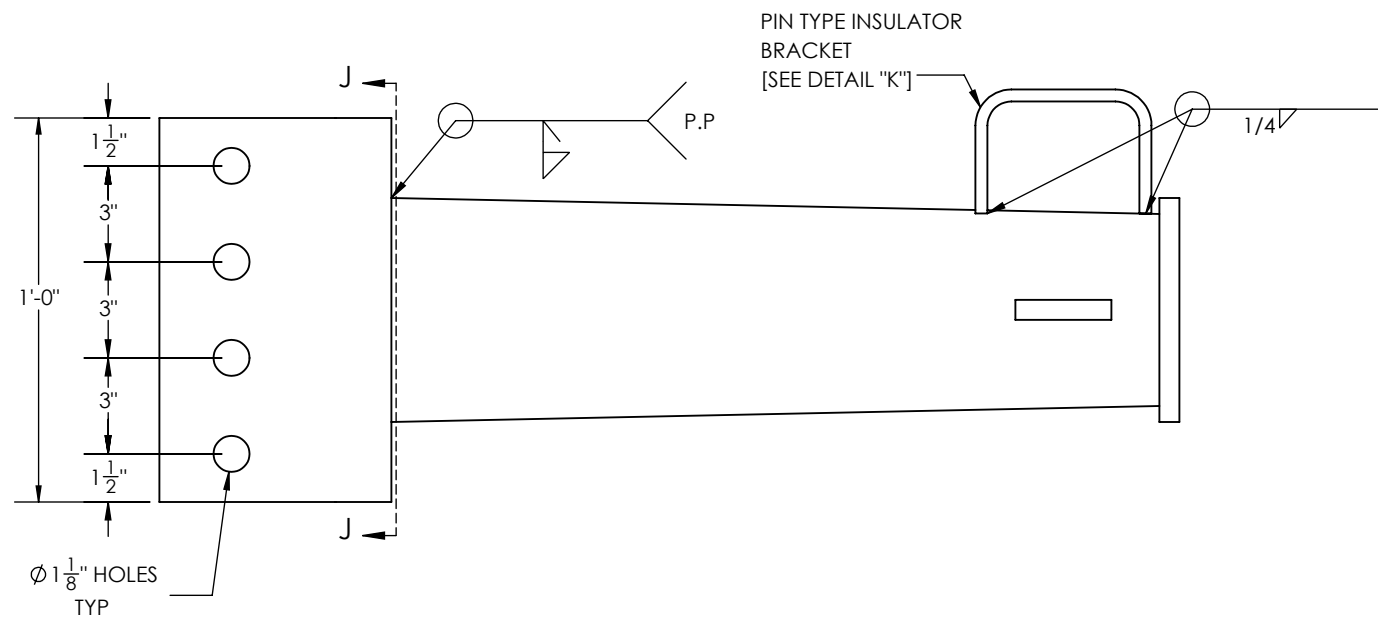
THIRD ANGLE PROJECTION

JOB NO. 22-10571
 PART NO. 10571-6900
 DWG NO. 10571-6900_STR#50
 SHEET: 1 of 1

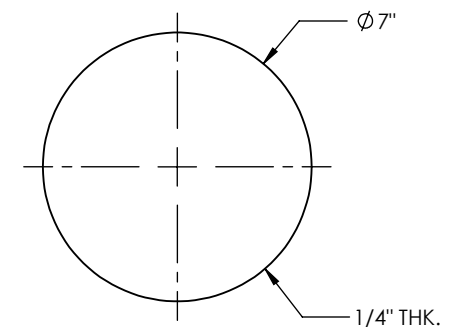
GREENVILLE UTILITIES
 STR#50-80'



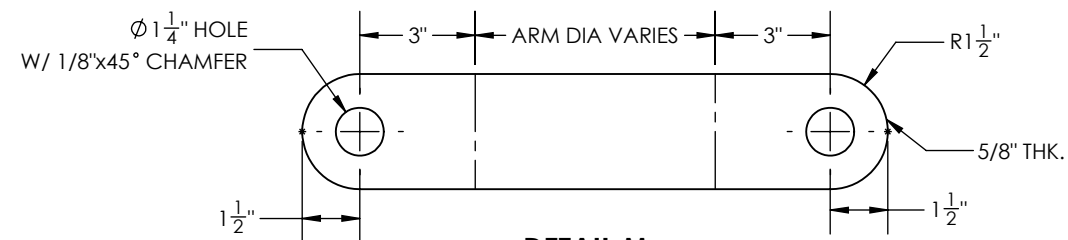
DETAIL K



SECTION J-J



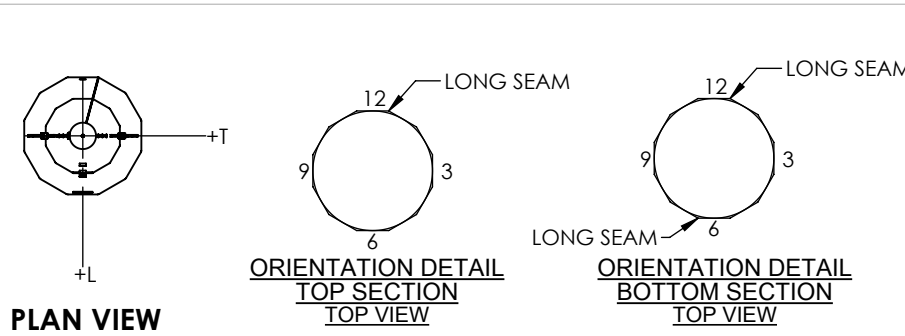
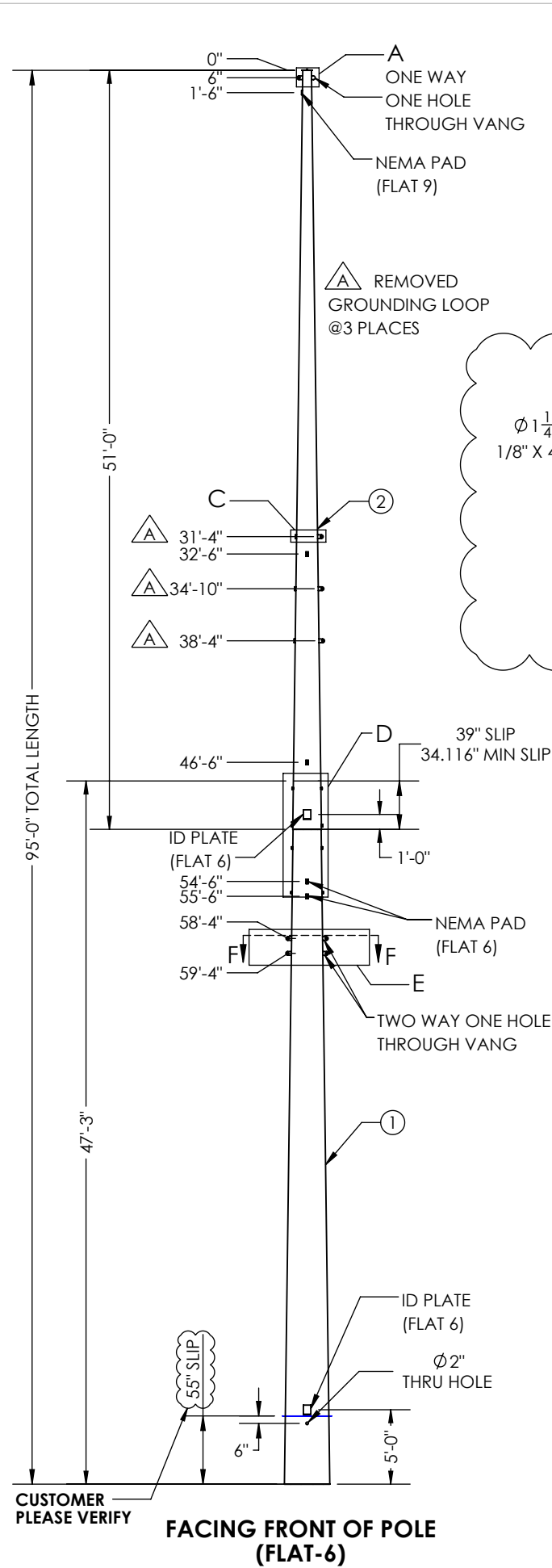
DETAIL L



DETAIL M

QTY: 01

<small>THIS DWG IS PROPERTY OF CHM INDUSTRIES AND CONTAINS PROPRIETARY INFORMATION WHICH MAY NOT BE COPIED OR REPRODUCED WITHOUT PRIOR WRITTEN CONSENT FROM CHM INDUSTRIES.</small>		<small>DIMENSIONS ARE IN INCHES UNLESS OTHERWISE SPECIFIED</small>		SPECIFICATIONS FINISH: GALVANIZED SCALE: NTS B <small>DO NOT SCALE DRAWING</small>		BY: PS DATE: 04/21/2022 CHKD: - LAST REV.: SR 09/28/2022 THIRD ANGLE PROJECTION	JOB NO.: 22-10571 PART NO.: 10571-7000 DWG NO.: 10571-7000_STR#52 <small>SHEET: 2 OF 2</small>	REV. A
		700 E. MCCLEROY, SUITE A SAGINAW, TEXAS 76179 682.286.0046 PH 682.286.0086 FX CHMINDUSTRIES.COM		<small>BREAK ALL SHARP EDGES .005/.015. REMOVE ALL BURRS AND CHIPS</small> TOLERANCES UNLESS OTHERWISE SPECIFIED GENERAL TOLERANCE: ±1/16 ANGULAR: ±0.5°		GREENVILLE UTILITIES STR#52-95		

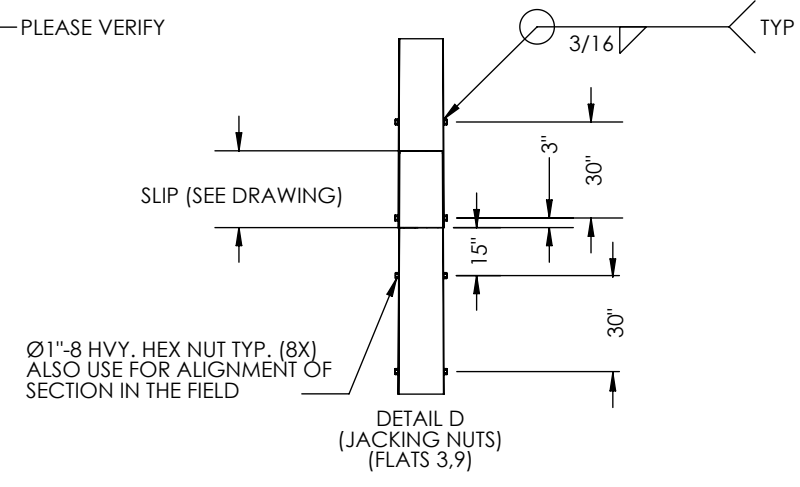
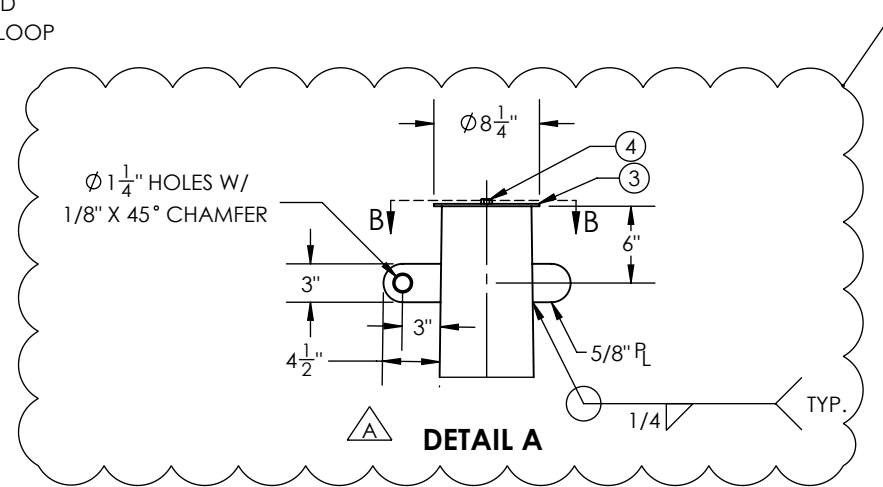


TOP WEIGHT: 1701 lbs
BOT WEIGHT: 4961 lbs
(INCLUDES 6% FOR GALVANIZING)

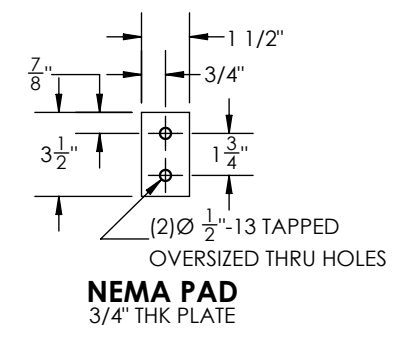
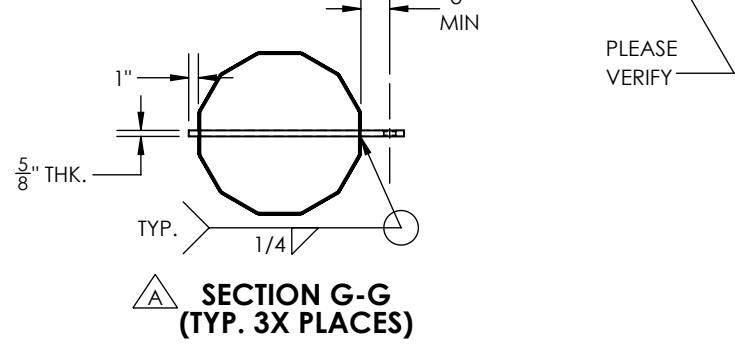
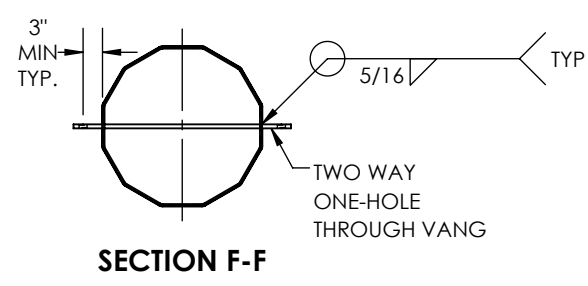
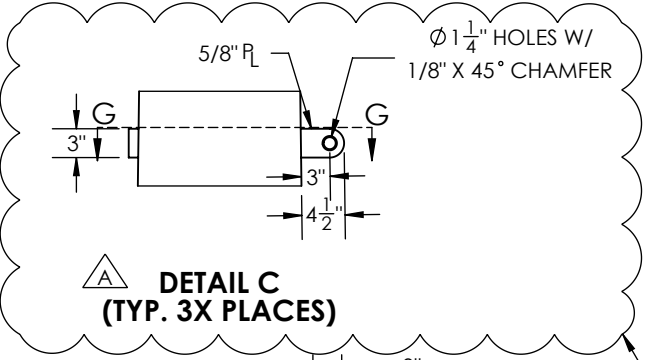
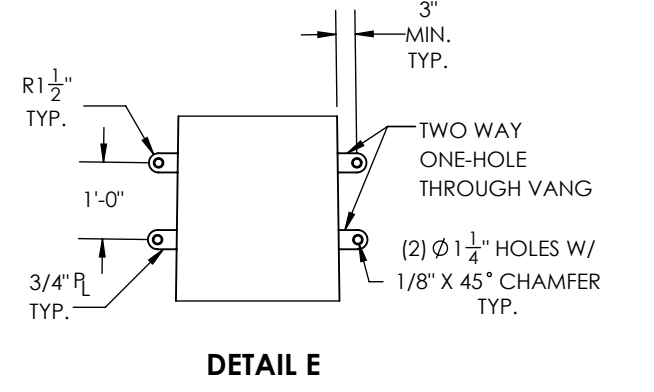
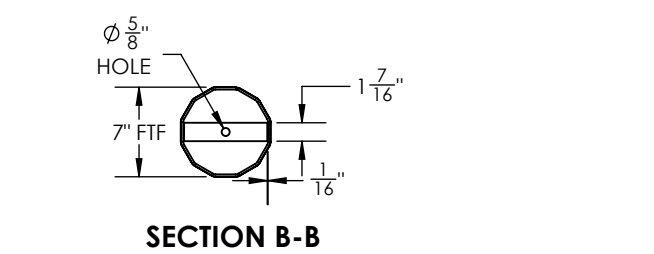
GUC
 HT: 95FT
 STR: #55
 MM/YYYY
 WT: XX LBS
 CHM: 22-10571
 UGLM: 1367.90 FT-K

ID TAG DETAIL
 3/8" ENGRAVED

ITEM NO.	PART NUMBER	DESCRIPTION	MATERIAL	QTY.
1	10571-SECA047	SECTION, POLE, 36.60" X 21.63" X 0.3125" X 47'-3"	A572 GR.65	1
2	10571-SECB047	SECTION, POLE, 23.16" X 7" X 0.1875" X 51'-0"	A572 GR.65	1
3	10571-A-PC010	POLE CAP, ø8.25" X 0.1875"	A572 GR.65	1
4	42107	BOLT, 1/2-13 X 1 1/2", SS, HH, FULL THREAD	SS	1



POLE HOLE CHART △		
HOLE SIZE Ø (IN.)	DISTANCE FROM TOP OF POLE	FLAT
1	8'-0"	3,9
1	9'-0"	3,9
1	14'-0"	3,9
1	15'-0"	3,9
1	20'-0"	3,9
1	21'-0"	3,9
7/8	29'-0"	3,9
7/8	29'-10"	3,9
7/8	32'-6"	3,9
7/8	33'-4"	3,9
7/8	36'-0"	3,9
7/8	36'-10"	3,9
13/16	43'-6"	3,9
13/16	44'-6"	3,9

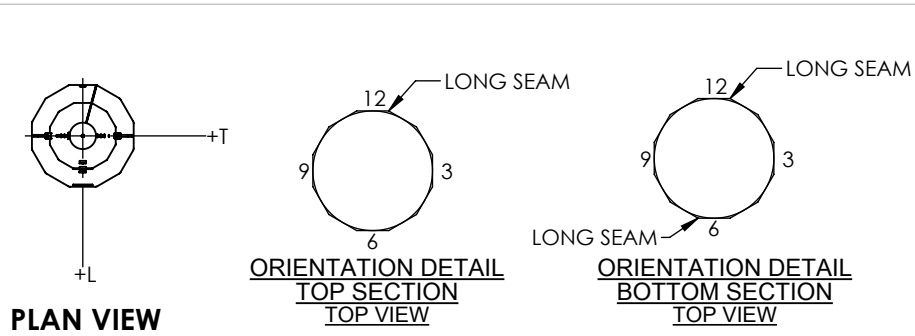
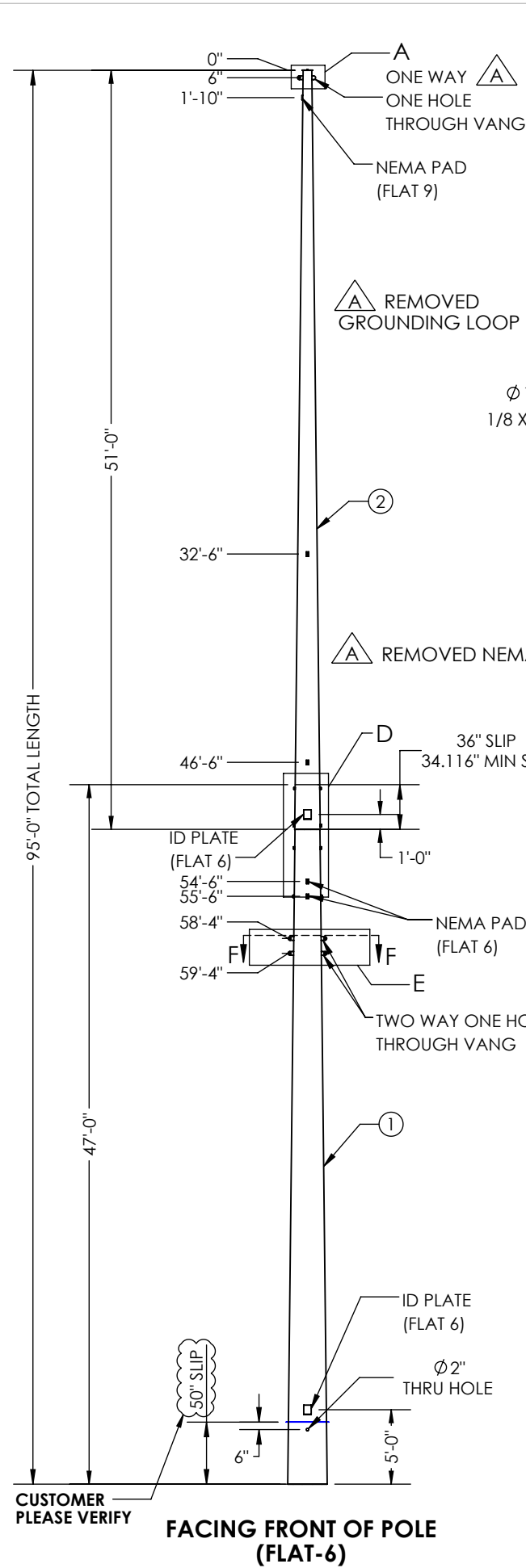


GENERAL NOTES:
 1. SHAFT DIMENSIONS ARE 12 SIDED MEASURED FLAT TO FLAT.
 2. ALL FULL PENETRATION WELDS TO BE U.T. INSPECTED.
 3. WELDING CODE AWS D1.1.
 4. FINISH HOT DIP GALVANIZED

CUSTOMER PLEASE VERIFY
FACING FRONT OF POLE (FLAT-6)

	700 E. MCCLEROY, SUITE A SAGINAW, TEXAS 76179 682.286.0046 PH 682.286.0086 FX CHMINDUSTRIES.COM	DIMENSIONS ARE IN INCHES UNLESS OTHERWISE SPECIFIED TOLERANCES UNLESS OTHERWISE SPECIFIED GENERAL TOLERANCE: ±1/16 ANGULAR: ±0.5°	SPECIFICATIONS MATERIAL: - FINISH: GALVANIZED SCALE: NTS B DO NOT SCALE DRAWING	BY: VGV DATE: 09/28/2022 CHK'D: - LAST REV.: TG DATE: 10/17/2022 THIRD ANGLE PROJECTION	JOB NO.: 22-10571 PART NO.: 10571-7100 DWG NO.: 22-10571-7100_STR#55 SHEET: 1 of 1	REV. A
	GREENVILLE UTILITIES COMMISSION STR#55-95'					

QTY: 1

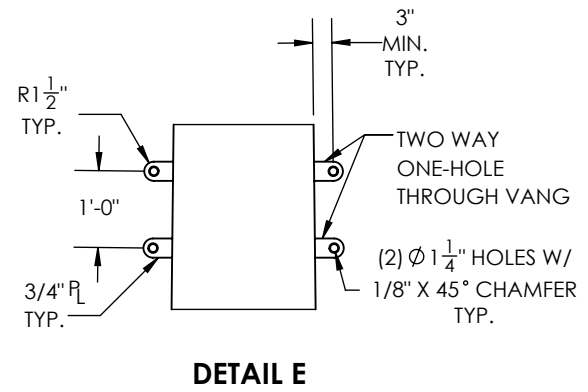
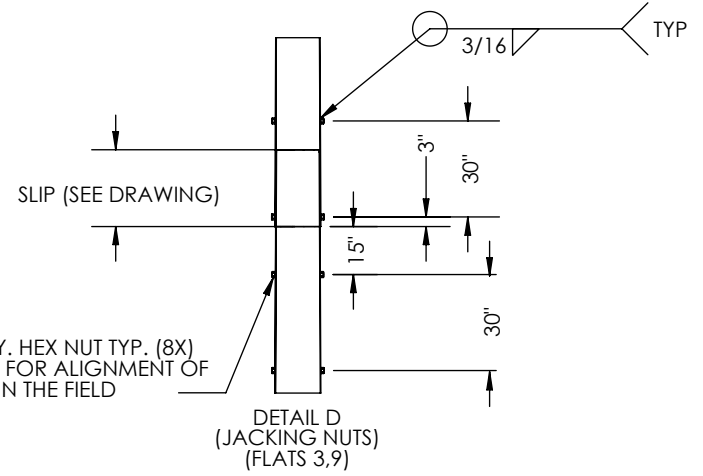
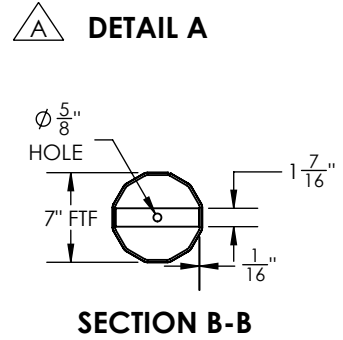
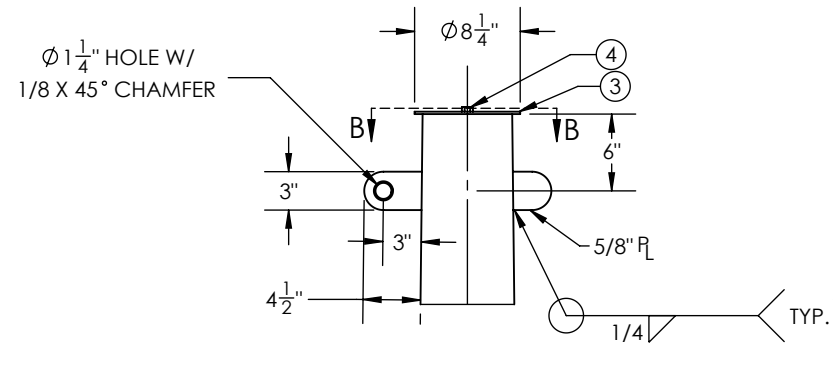


TOP WEIGHT: 1520 lbs
BOT WEIGHT: 4323 lbs
(INCLUDES 6% FOR GALVANIZING)

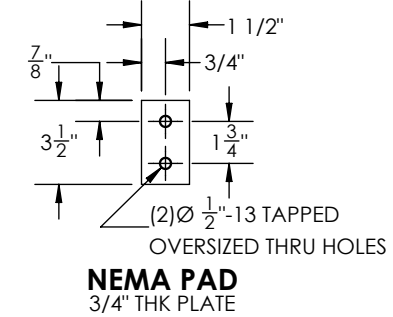
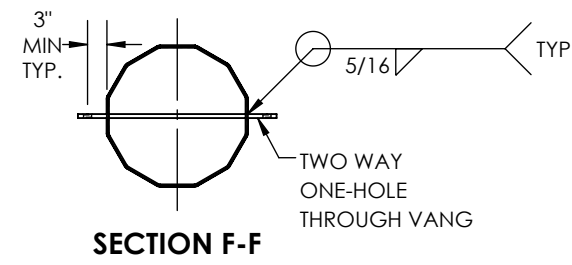
GUC
 HT: 95FT
 STR: #56
 MM/YYYY
 WT: XX LBS
 CHM: 22-10571
 UGLM: 1367.90 FT-K

ID TAG DETAIL
 3/8" ENGRAVED

ITEM NO.	PART NUMBER	DESCRIPTION	MATERIAL	QTY.
1	10571-SECA048	SECTION, POLE, 31.80" X 19.28" X 0.3125" X 47'-0"	A572 GR.65	1
2	10571-SECB048	SECTION, POLE, 20.58" X 7" X 0.1875" X 51'-0"	A572 GR.65	1
3	10571-A-PC010	POLE CAP, ø8.25" X 0.1875"	A572 GR.65	1
4	42107	BOLT, 1/2-13 X 1 1/2", SS, HH, FULL THREAD	SS	1



POLE HOLE CHART		
HOLE SIZE Ø (IN.)	DISTANCE FROM TOP OF POLE	FLAT
1	8'-0"	3,9
1	9'-0"	3,9
1	14'-0"	3,9
1	15'-0"	3,9
1	20'-0"	3,9
1	21'-0"	3,9
7/8	29'-0"	3,9
7/8	29'-10"	3,9
7/8	32'-6"	3,9
7/8	33'-4"	3,9
7/8	36'-0"	3,9
7/8	36'-10"	3,9
13/16	43'-6"	3,9
13/16	44'-6"	3,9

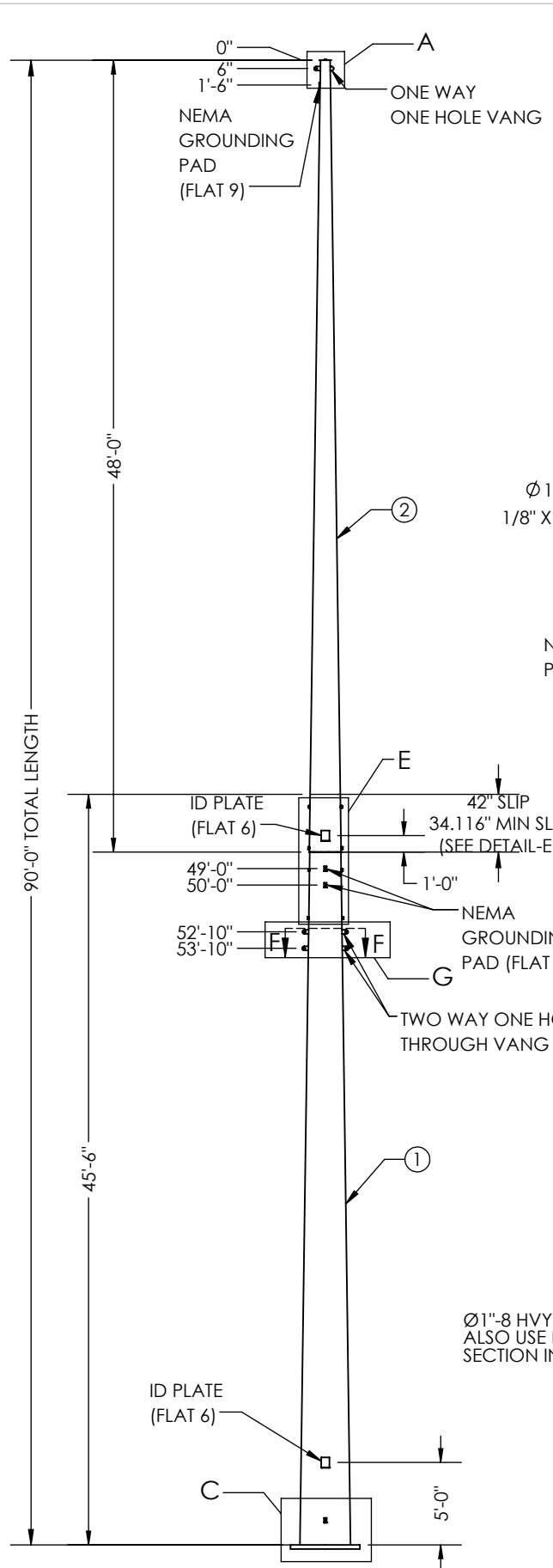


GENERAL NOTES:
 1. SHAFT DIMENSIONS ARE 12 SIDED MEASURED FLAT TO FLAT.
 2. ALL FULL PENETRATION WELDS TO BE U.T. INSPECTED.
 3. WELDING CODE AWS D1.1.
 4. FINISH HOT DIP GALVANIZED

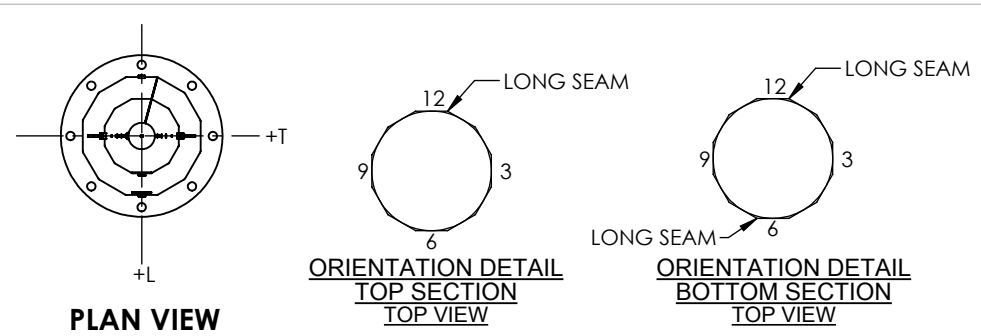
CUSTOMER PLEASE VERIFY
FACING FRONT OF POLE (FLAT-6)

	700 E. MCCLEROY, SUITE A SAGINAW, TEXAS 76179 682.286.0046 PH 682.286.0086 FX CHMINDUSTRIES.COM	BREAK ALL SHARP EDGES .005/.015. REMOVE ALL BURRS AND CHIPS	DIMENSIONS ARE IN INCHES UNLESS OTHERWISE SPECIFIED TOLERANCES UNLESS OTHERWISE SPECIFIED GENERAL TOLERANCE: ±1/16 ANGULAR: ±0.5°	SPECIFICATIONS MATERIAL: - FINISH: GALVANIZED SCALE: NTS B DO NOT SCALE DRAWING	BY: VGV DATE: 09/28/2022 CHKD: - LAST REV.: TG DATE: 10/17/2022 THIRD ANGLE PROJECTION	JOB NO.: 22-10571 PART NO.: 10571-7200 DWG NO.: 22-10571-7200_STR#56 SHEET: 1 of 1	REV. A
	GREENVILLE UTILITIES COMMISSION STR#56-95'						

QTY: 1



FACING FRONT OF POLE (FLAT-6)



PLAN VIEW

ORIENTATION DETAIL TOP SECTION TOP VIEW

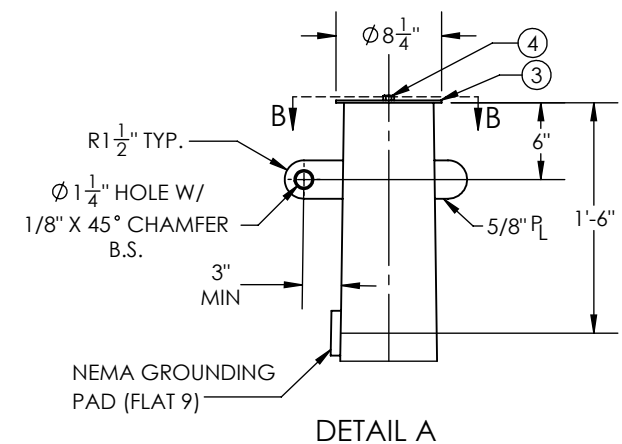
ORIENTATION DETAIL BOTTOM SECTION TOP VIEW

TOP WEIGHT: 1563 lbs
 BOT WEIGHT: 5086 lbs
 (INCLUDES 6% FOR GALVANIZING)

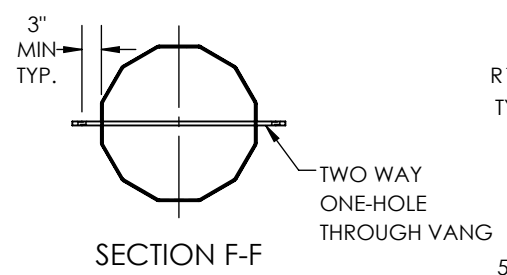
STR: #61
 HT: 90FT
 DWG. NO:
 MFR.WO-NO:
 MM/YYYY
 GUC
 WT: XX LBS
 UGLM: 1323.34 FT-K

ID TAG DETAIL
 3/8" ENGRAVED

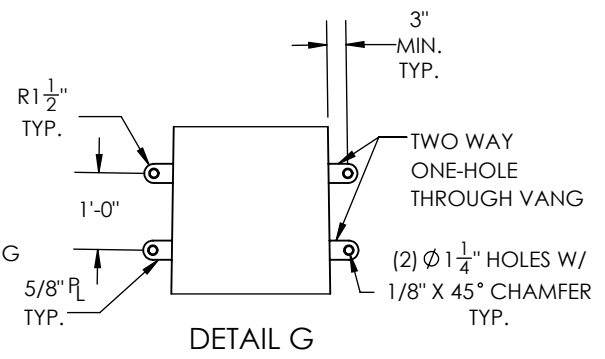
ITEM NO.	PART NUMBER	DESCRIPTION	MATERIAL	QTY.
1	10571-SECA049	SECTION, POLE, 36.80" X 21.48" X 0.2500" X 45'-6"	A572 GR.65	1
2	10571-SECB049	SECTION, POLE, 23.16" X 7" X 0.1875" X 48'-0"	A572 GR.65	1
3	10571-A-PC010	POLE CAP, Ø8.25" X 0.1875"	A572 GR.65	1
4	42107	BOLT, 1/2-13 X 1 1/2", SS, HH, FULL THREAD	SS	1



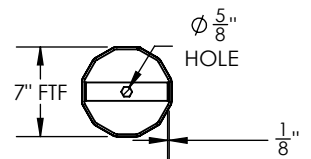
DETAIL A



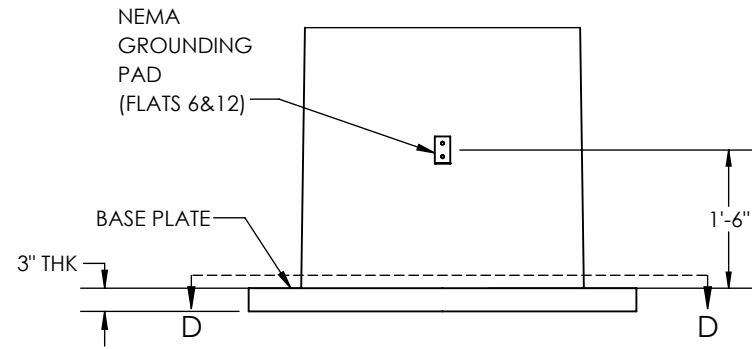
SECTION F-F



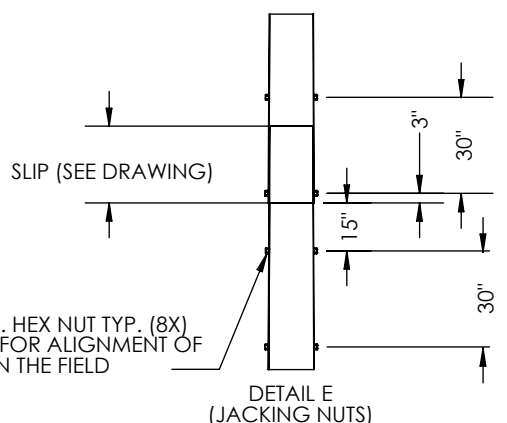
DETAIL G



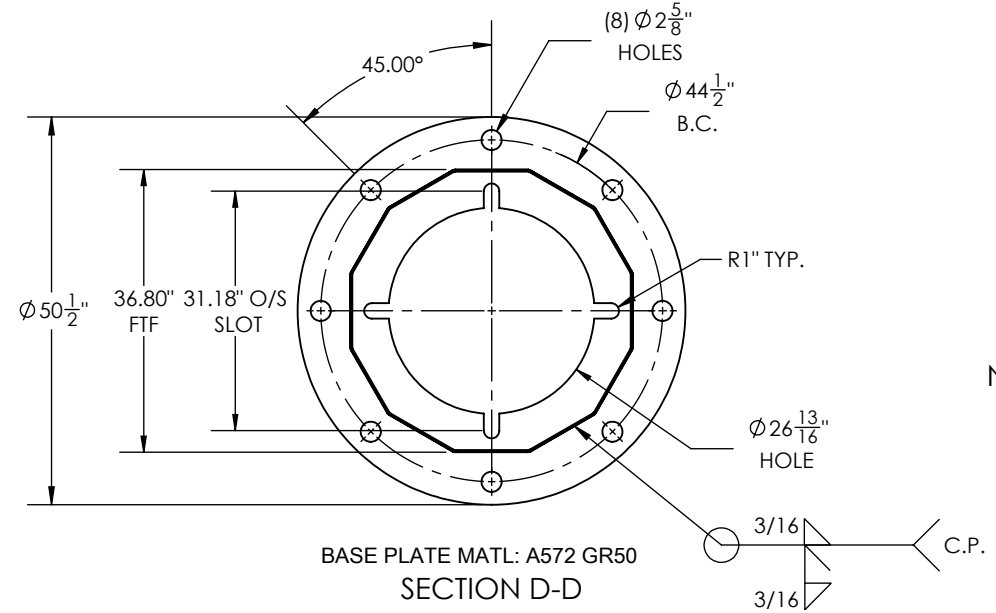
SECTION B-B



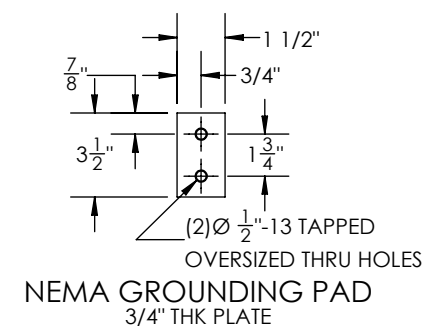
DETAIL C



DETAIL E (JACKING NUTS)



BASE PLATE MATL: A572 GR50
SECTION D-D



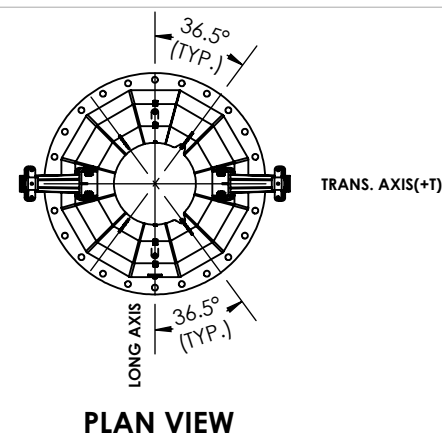
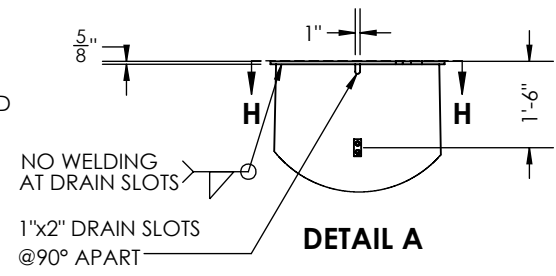
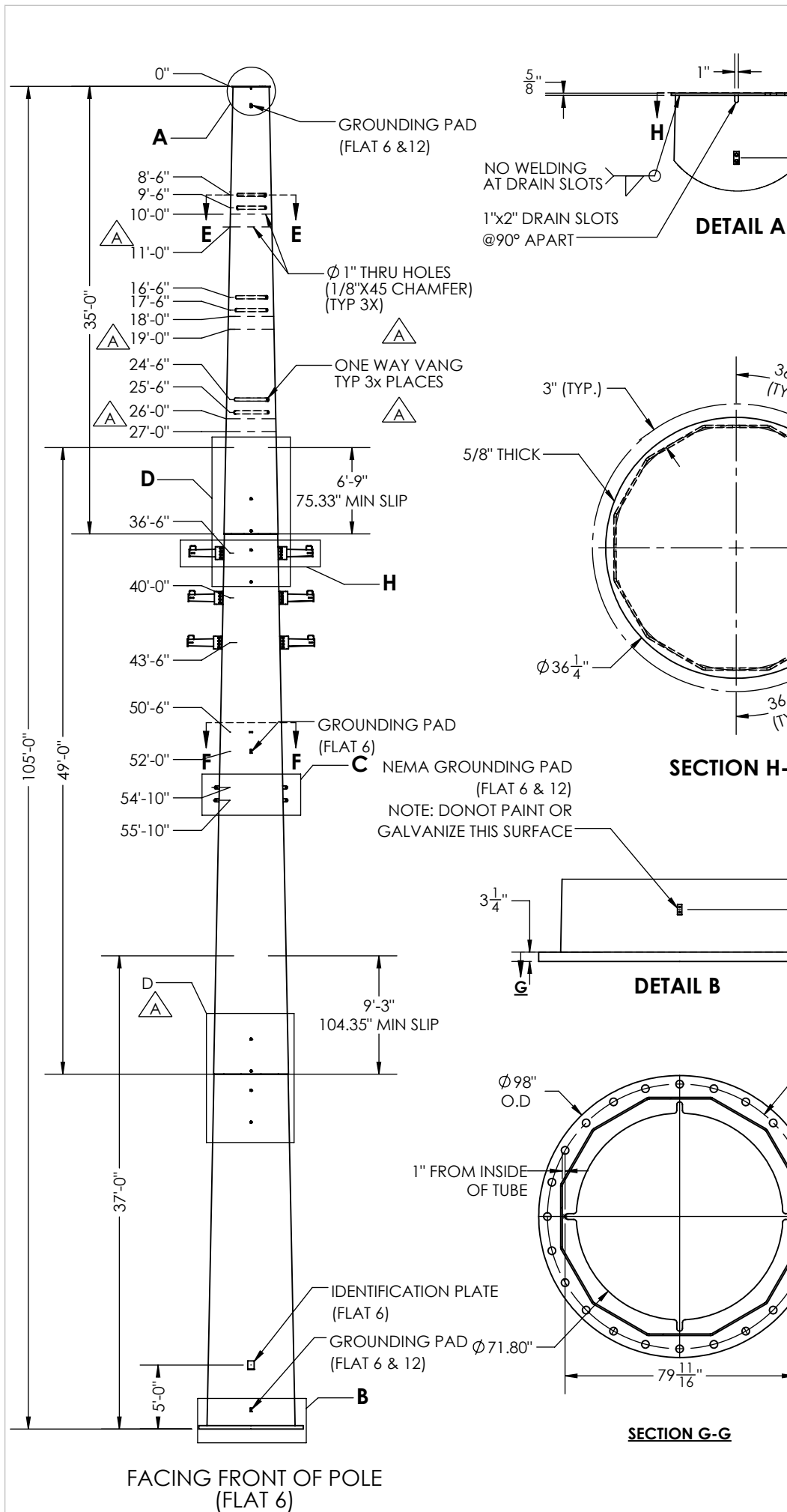
NEMA GROUNDING PAD
3/4" THK PLATE

POLE HOLE CHART		
HOLE SIZE Ø (IN.)	DISTANCE FROM TOP OF POLE	FLAT
1	8'-0"	3,9
1	9'-0"	3,9
1	16'-0"	3,9
1	17'-0"	3,9
1	24'-0"	3,9
1	25'-0"	3,9
7/8	34'-1"	3,9
7/8	34'-11"	3,9
7/8	37'-7"	3,9
7/8	38'-5"	3,9
7/8	41'-1"	3,9
7/8	41'-11"	3,9
11/16	48'-6"	3,9
11/16	49'-6"	3,9

GENERAL NOTES:
 1. SHAFT DIMENSIONS ARE 12 SIDED MEASURED FLAT TO FLAT.
 2. ALL FULL PENETRATION WELDS TO BE U.T. INSPECTED.
 3. WELDING CODE AWS D1.1.
 4. FINISH HOT DIP GALVANIZED

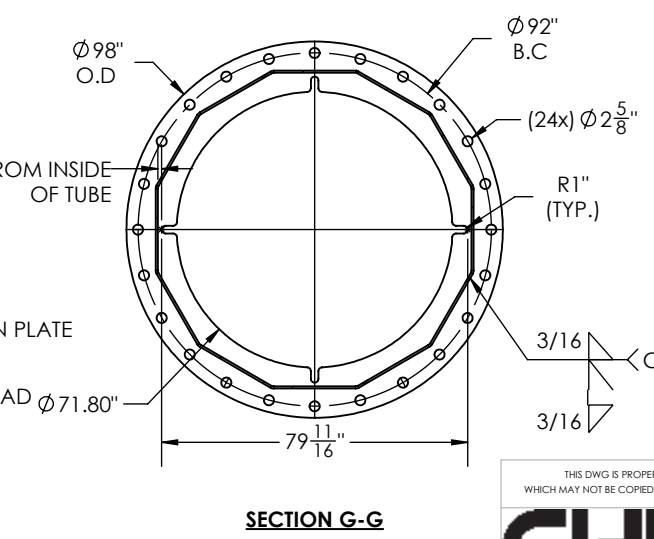
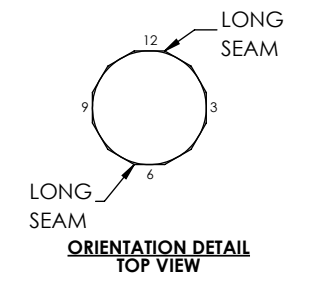
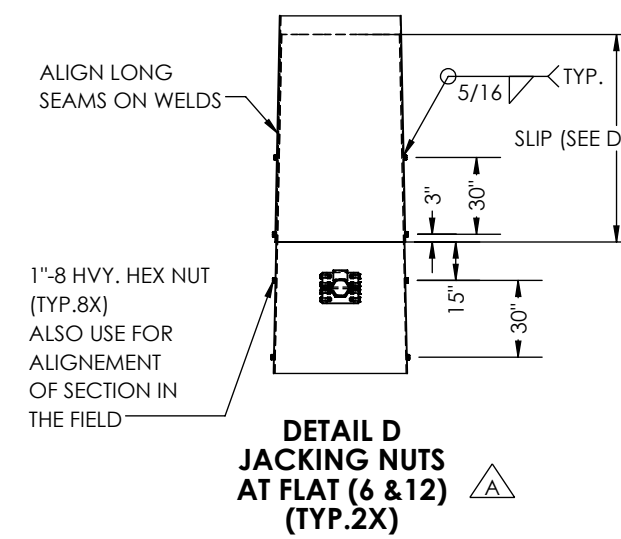
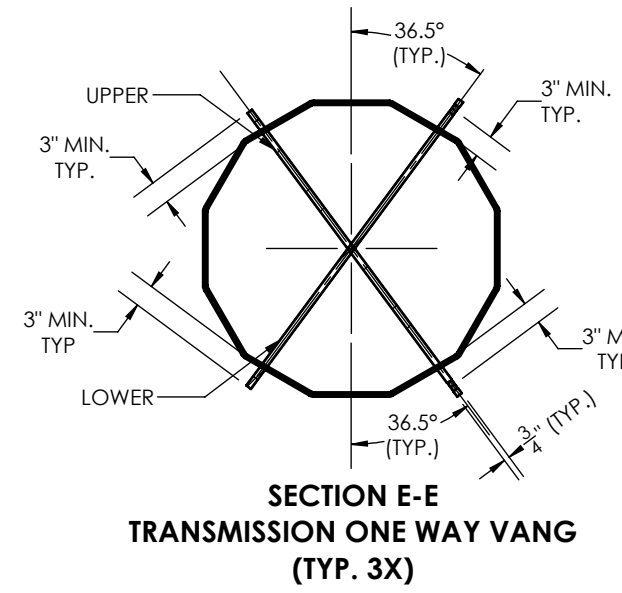
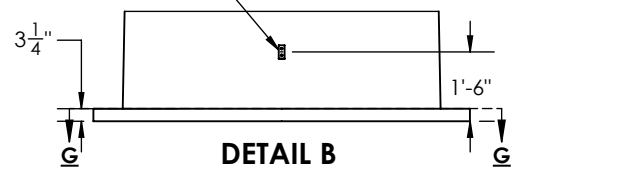
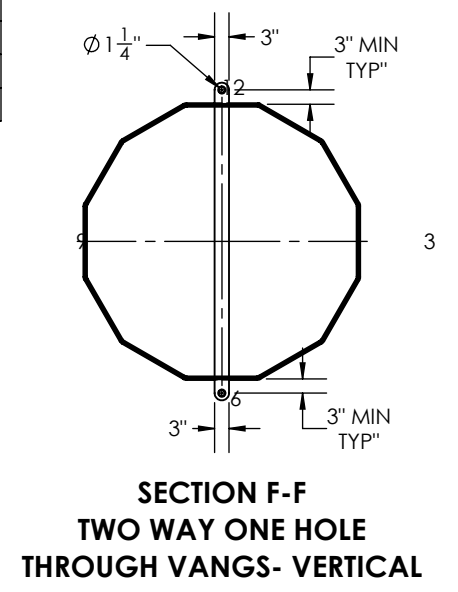
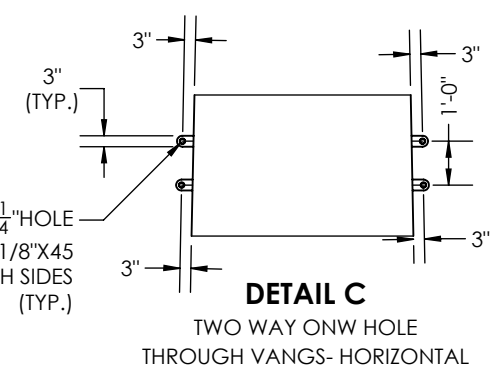
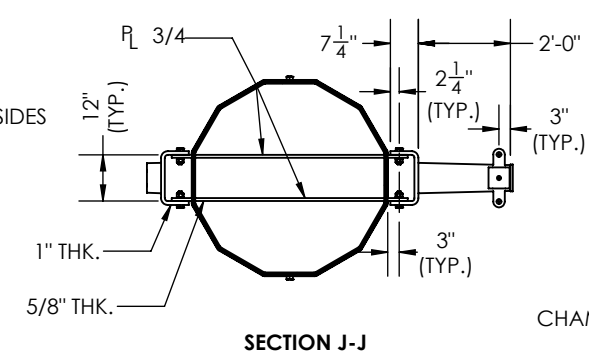
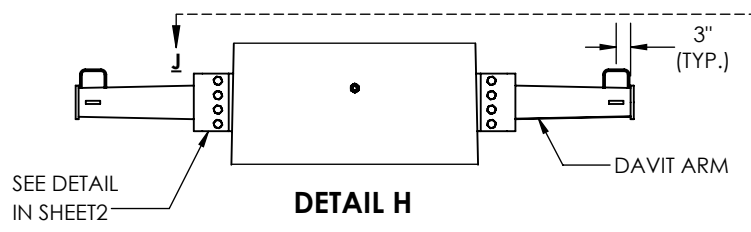
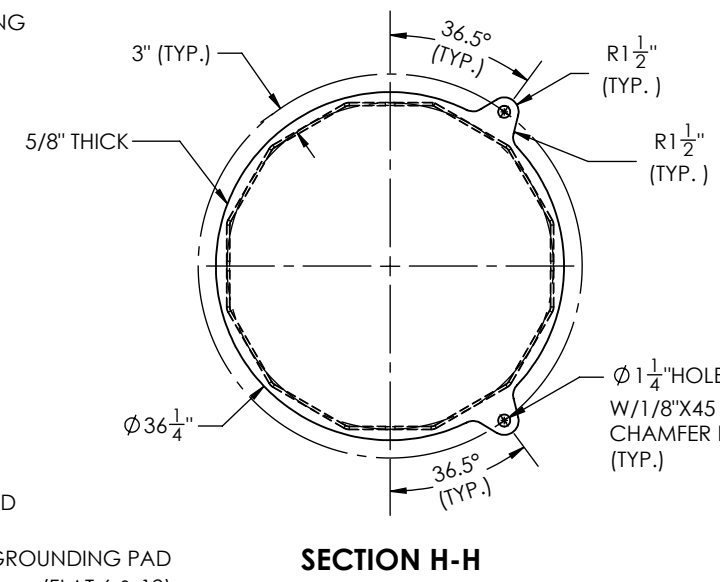
QTY: 1

THIS DWG IS PROPERTY OF CHM INDUSTRIES AND CONTAINS PROPRIETARY INFORMATION WHICH MAY NOT BE COPIED OR REPRODUCED WITHOUT PRIOR WRITTEN CONSENT FROM CHM INDUSTRIES.		DIMENSIONS ARE IN INCHES UNLESS OTHERWISE SPECIFIED		SPECIFICATIONS MATERIAL: - FINISH: GALVANIZED SCALE: NTS B DO NOT SCALE DRAWING		BY DATE CREATED: VGV 06/20/2022 CHKD: - LAST REV.: SR 09/28/2022 THIRD ANGLE PROJECTION		JOB NO.: 22-10571 PART NO.: 10571-7300 DWG NO.: 10571-7300_STR#61 SHEET: 1 of 1		REV. A	
		700 E. MCCLEROY, SUITE A SAGINAW, TEXAS 76179 682.286.0046 PH 682.286.0086 FX CHMINDUSTRIES.COM		BREAK ALL SHARP EDGES .005/.015. REMOVE ALL BURRS AND CHIPS		TOLERANCES UNLESS OTHERWISE SPECIFIED GENERAL TOLERANCE: ±1/16 ANGULAR: ±0.5°		GREENVILLE UTILITIES STR#61-90'			



TOP WEIGHT: 5725.78 lbs
MID WEIGHT: 16446.38 lbs
BOT WEIGHT: 20805.20 lbs

STR #62
105FT
10571-7400
MM/YY
MFG-WO-NO
GUC
WEIGHT: XXX
15073.70 FT-K



ITEM NO.	PART NUMBER	DESCRIPTION	MATERIAL	QTY.
1	10571-SECC028	SECTION, POLE, 50.85" x 34.0" x 0.3125" x 35'	A572 GR.65	1
2	10571-SECB050	SECTION, POLE, 70.44" x 46.85" x 0.4375" x 49'	A572 GR.65	1
3	10571-SECA050	SECTION POLE, 82.80" x 64.99" x 0.5625" x 37'	A572 GR.65	1
4	42107	BOLT, 1/2-13x 1 1/2", SS, HH, FULL THREAD	SS	6
5	10571-ARMA006	SECTION, ARM, 9" X 5" X 0.1875" X 5'-0"	A572 GR.65	6
6	42130	Bolt, Structural, 1-8 x 3-1/2", HDG, HH, A325	A325	48
7	44056	Washer, Split Lock, 1", HDG, F436	F436	48
8	43026	NUT, STRUCTURAL HEX, 1-8, DH3, A563	A563	48

HOLE CHART		
HOLE SIZE (IN)	DISTANCE FROM TOP OF POLE	FLATS
1	10'-0"	3, 9
1	11'-0"	3, 9
1	18'-0"	3, 9
1	19'-0"	3, 9
1	26'-0"	3, 9
1	27'-0"	3, 9
11/16	51'-0"	3, 9
11/16	51'-6"	6, 12

- GENERAL NOTES:
- SHAFT DIMENSIONS ARE 12 SIDED MEASURED FLAT TO FLAT.
 - ALL FULL PENETRATION WELDS TO BE U.T. INSPECTED.
 - WELDING CODE AWS D1.1.
 - FINISH HOT DIP GALVANIZING.

THIS DWG IS PROPERTY OF CHM INDUSTRIES AND CONTAINS PROPRIETARY INFORMATION WHICH MAY NOT BE COPIED OR REPRODUCED WITHOUT PRIOR WRITTEN CONSENT FROM CHM INDUSTRIES.

CHM INDUSTRIES

700 E. MCCLEROY, SUITE A
SAGINAW, TEXAS 76179
682.286.0046 PH
682.286.0086 FX
CHMINDUSTRIES.COM

DIMENSIONS ARE IN INCHES UNLESS OTHERWISE SPECIFIED

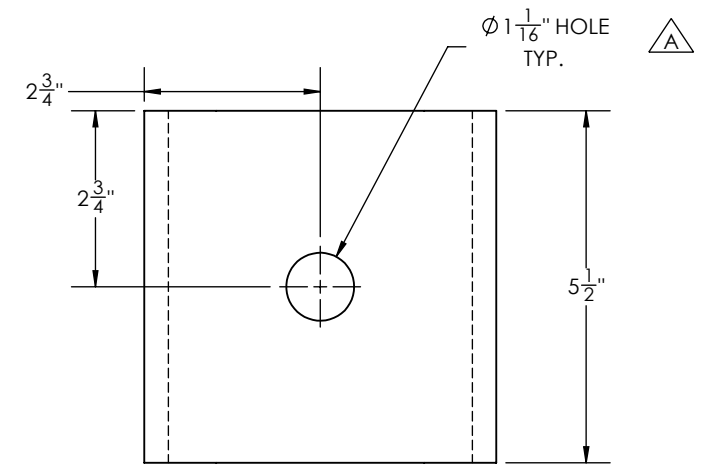
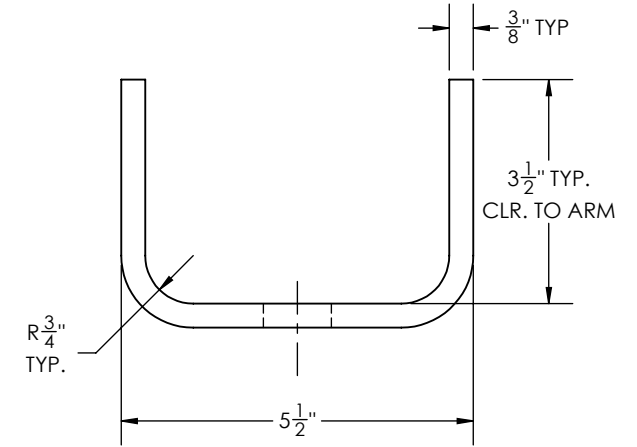
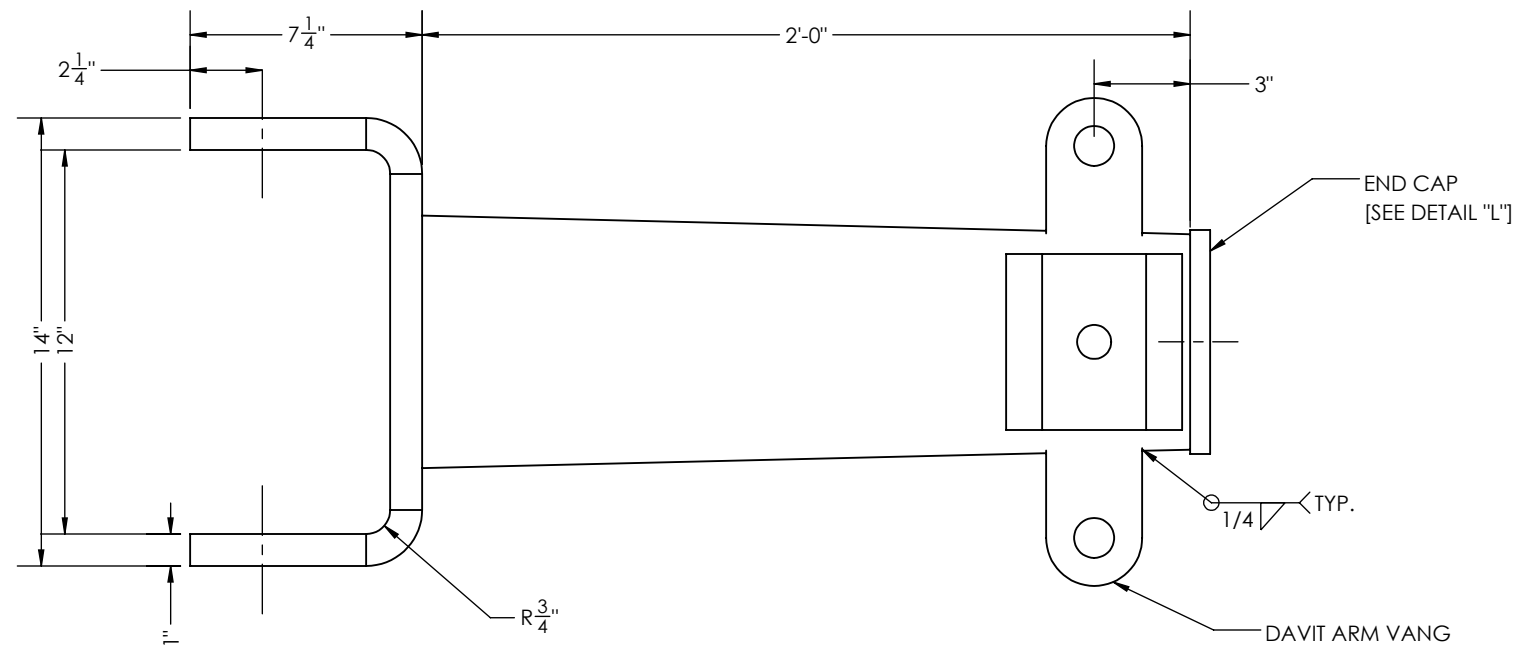
TOLERANCES UNLESS OTHERWISE SPECIFIED

GENERAL TOLERANCE: ±1/16
ANGULAR: ±0.5°

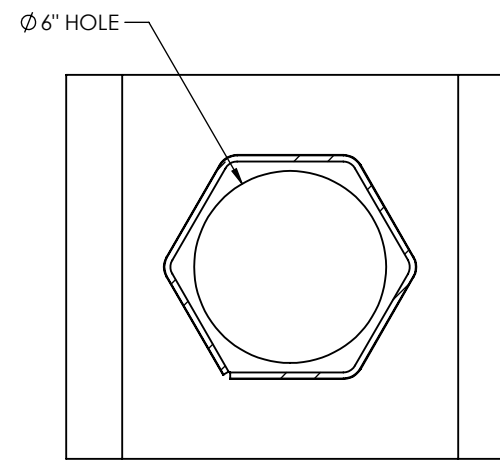
SPECIFICATIONS

FINISH: GALVANIZED	BY: PS	DATE: 04/21/2022	JOB NO.: 22-10571	PART NO.: 10571-7400	DWG NO.: 10571-7400_STR#62	REV. A
SCALE: NTS	CHKD: -	LAST REV.: SR 09/28/2022	QTY: 01			
DO NOT SCALE DRAWING	THIRD ANGLE PROJECTION	GREENVILLE UTILITIES STR# 62 - 105FT.				

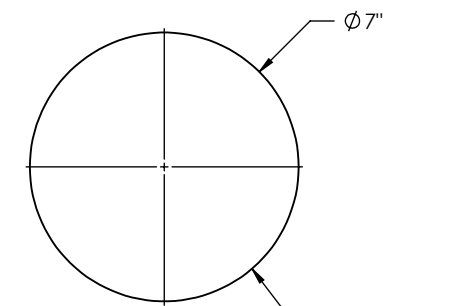
SHHEET: 1 OF 2



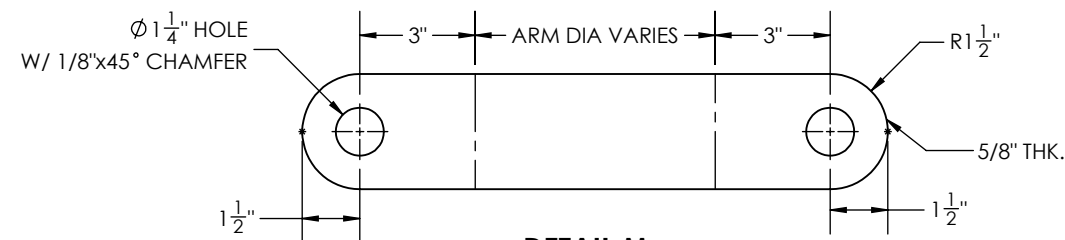
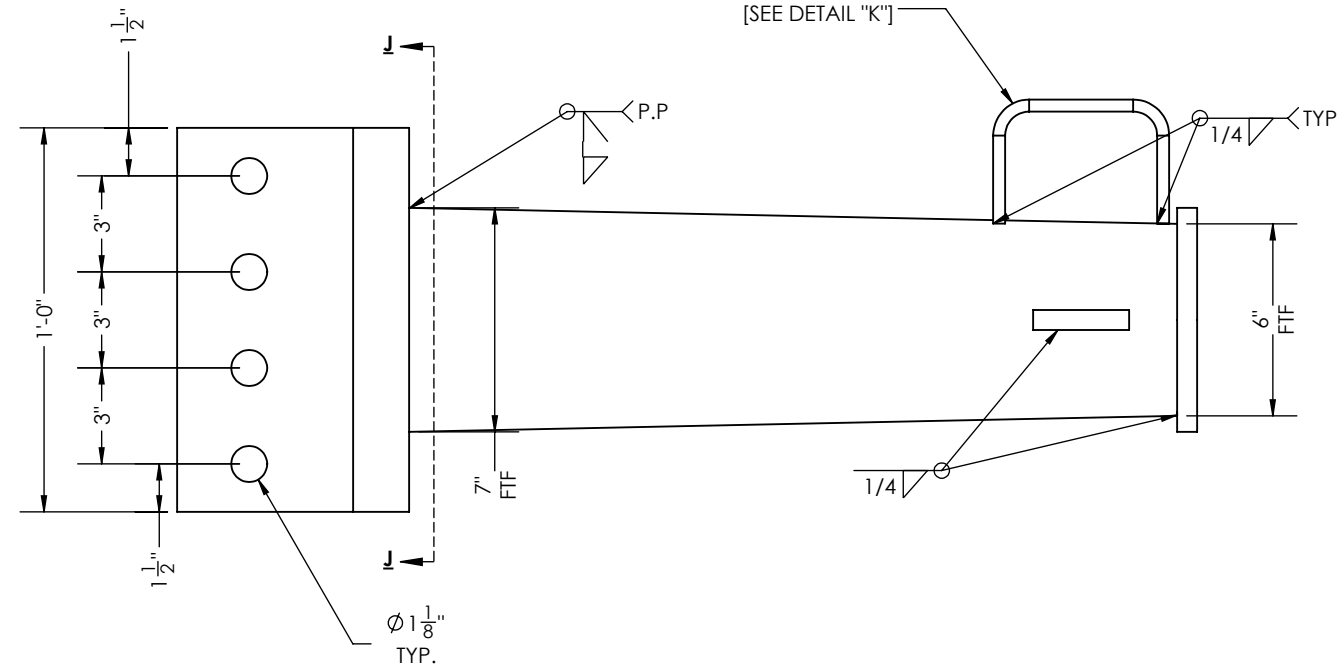
DETAIL K



SECTION J-J



DETAIL L



DETAIL M

PIN TYPE INSULATOR BRACKET [SEE DETAIL "K"]

DAVIT ARM VANG [SEE DETAIL "M"]

END CAP [SEE DETAIL "L"]



700 E. MCCLEROY, SUITE A
SAGINAW, TEXAS 76179
682.286.0046 PH
682.286.0086 FX
CHMINDUSTRIES.COM

DIMENSIONS ARE IN INCHES UNLESS OTHERWISE SPECIFIED

TOLERANCES UNLESS OTHERWISE SPECIFIED

GENERAL TOLERANCE: ±1/16
ANGULAR: ±0.5°

SPECIFICATIONS

FINISH: GALVANIZED

SCALE: NTS B

DO NOT SCALE DRAWING

BY: PS

DATE: 04/21/2022

CHKD: -

LAST REV.: SR 09/28/2022

THIRD ANGLE PROJECTION

JOB NO. 22-10571

PART NO. 10571-7400

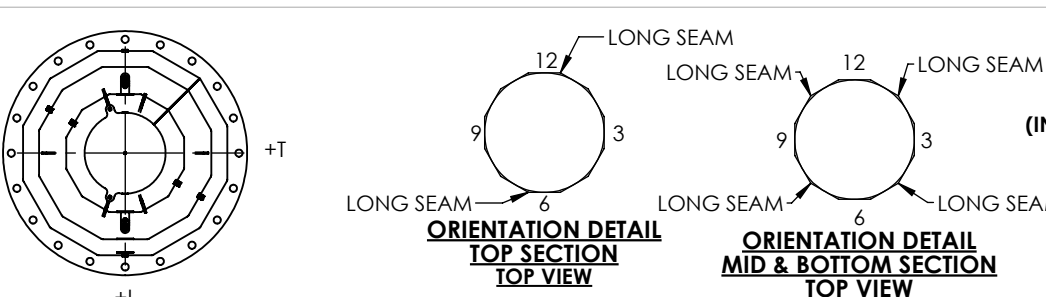
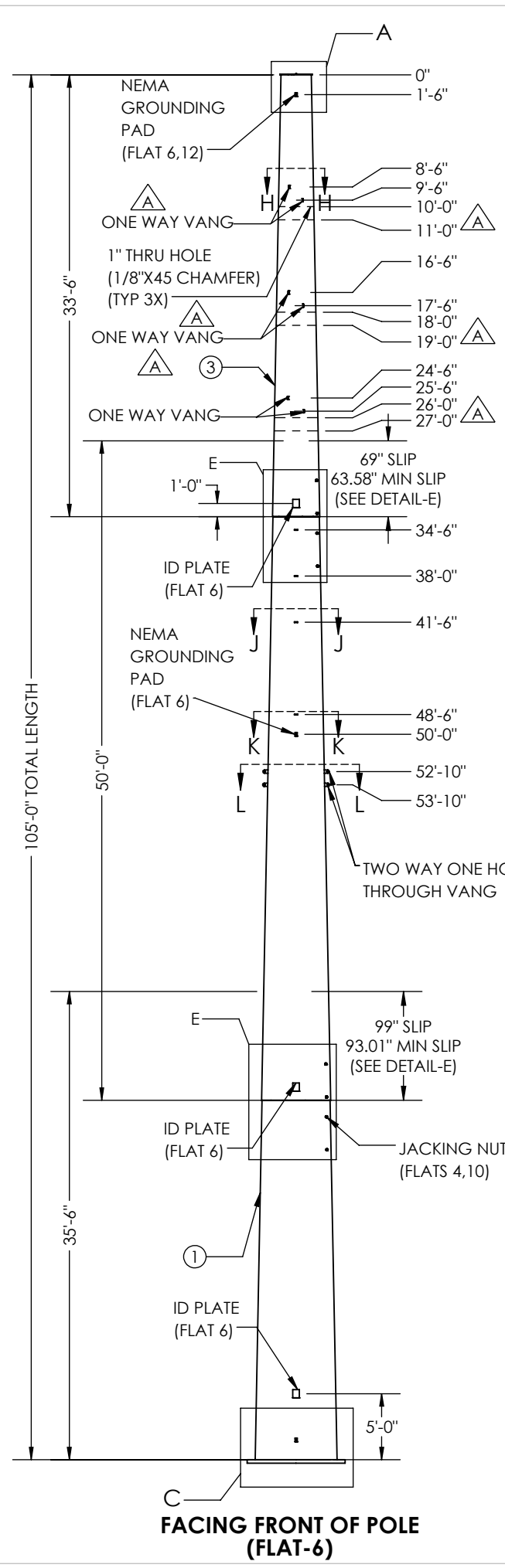
DWG NO. 10571-7400_STR#62

SHEET: 2 OF 2

GREENVILLE UTILITIES
STR# 153 - 85FT.

QTY: 01

REV. A

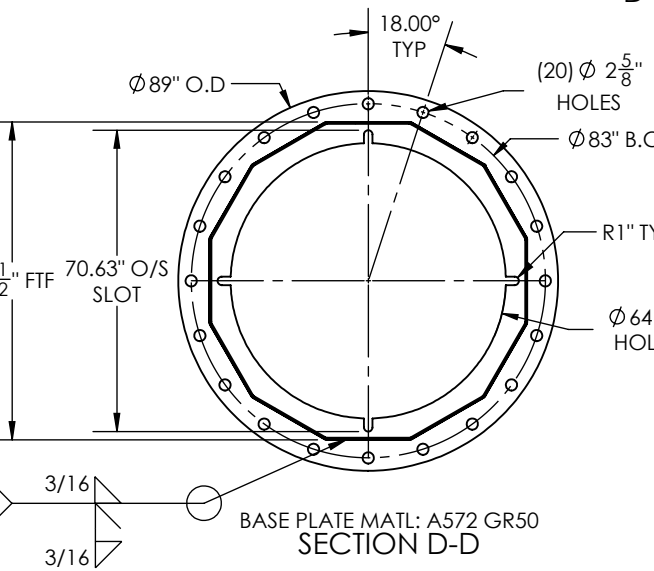
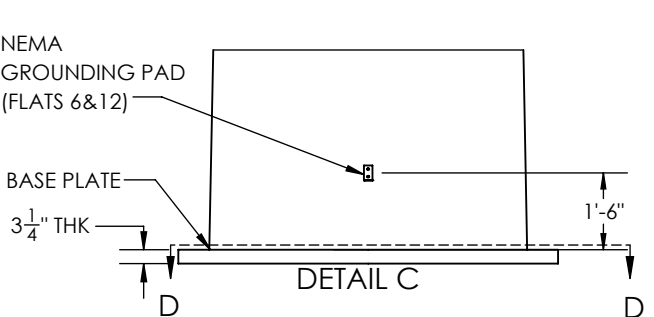
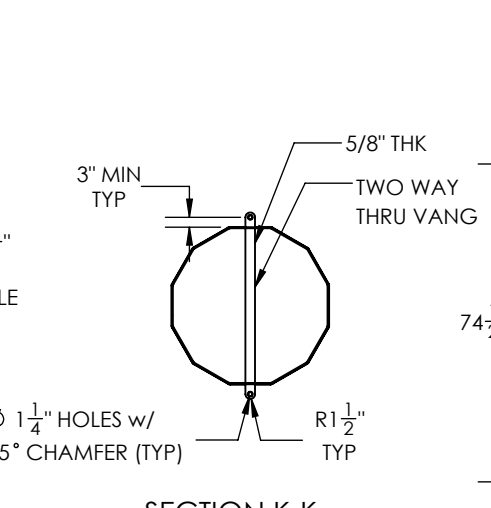
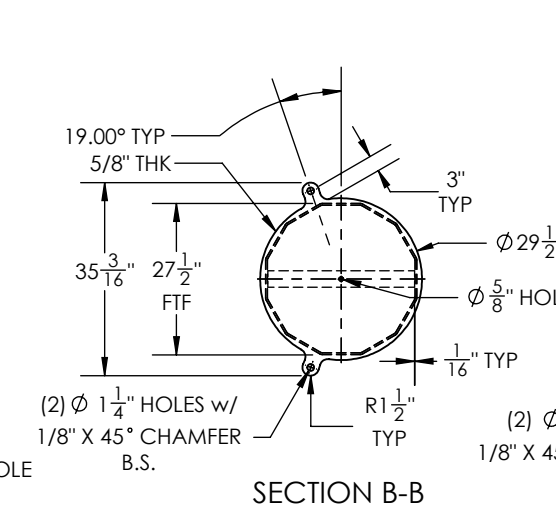
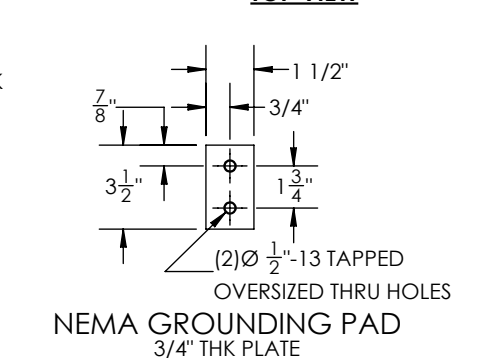
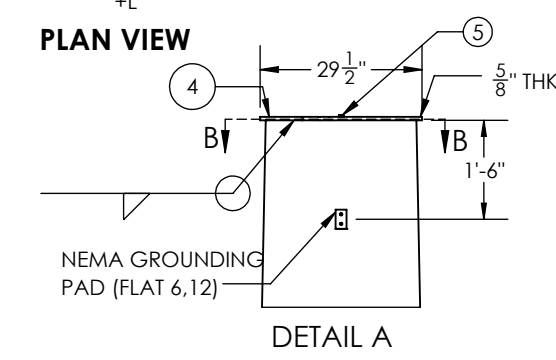


TOP WEIGHT: 4413.19 lbs
MID WEIGHT: 11222.19 lbs
BOT WEIGHT: 14607.92 lbs
(INCLUDES 6% FOR GALVANIZING)

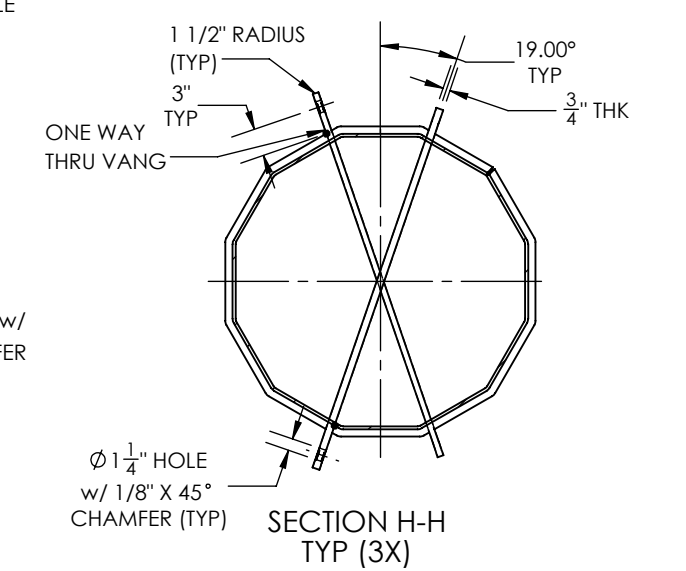
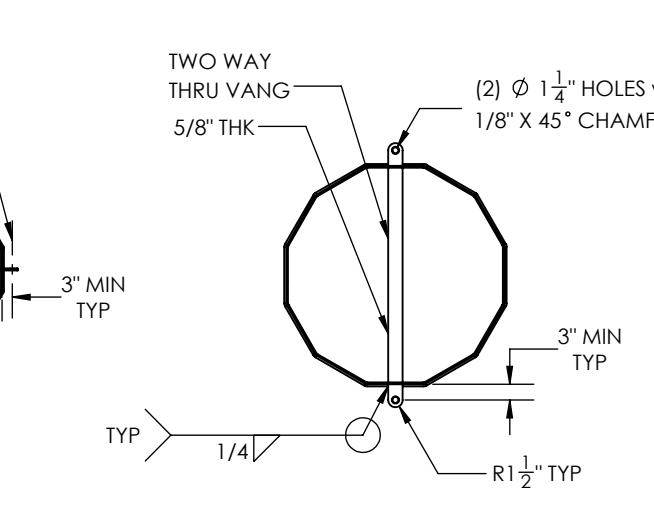
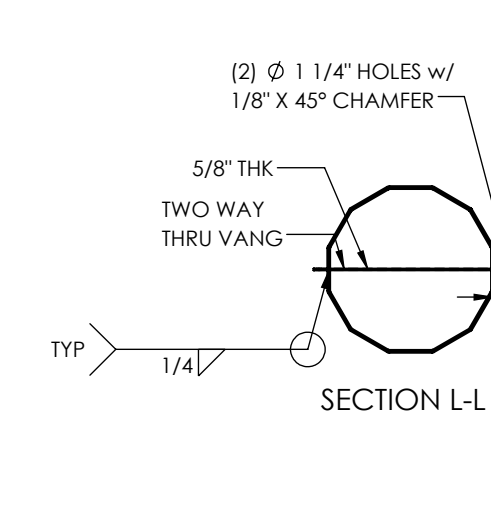
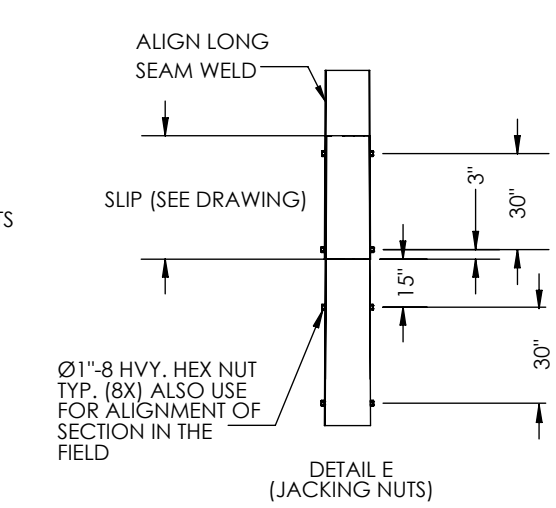
STR: #63
 POLE HT: 105FT
 DWG. NO:
 MM/YYYY
 MFR. WO-NO:
 GUC
 WT: XX LBS
 UGLM: 8523.96 FT-K

ITEM NO.	PART NUMBER	DESCRIPTION	MATERIAL	QTY.
1	10571-SECA051	SECTION, POLE, 74.50" X 58.06" X 0.4375" X 35'-6"	A572 GR.65	1
2	10571-SECB051	SECTION, POLE, 62.76" X 39.60" X 0.375" X 50'-0"	A572 GR.65	1
3	10571-SECC029	SECTION, POLE, 43.01" X 27.50" X 0.3125" X 33'-6"	A572 GR.65	1
4	10571-A-PC075	POLE VANG, 35.1875" X 29.5" X 0.625" THK	A572 GR 65	1
5	42107	Bolt, 1/2-13 x 1 1/2", SS, HH, Full Thread	SS	1

ID TAG DETAIL
 3/8" ENGRAVED



HOLE SIZE Ø (IN.)	DISTANCE FROM TOP OF POLE	FLAT
1	10'-0"	3,9
1	11'-0"	3,9
1	18'-0"	3,9
1	19'-0"	3,9
1	26'-0"	3,9
1	27'-0"	3,9
11/16	34'-2"	3,9
11/16	34'-10"	3,9
11/16	37'-8"	3,9
11/16	38'-4"	3,9
11/16	41'-2"	3,9
11/16	41'-10"	3,9
11/16	48'-9"	3,9
11/16	49'-6"	6,12



GENERAL NOTES:
 1. SHAFT DIMENSIONS ARE 12 SIDED MEASURED FLAT TO FLAT.
 2. ALL FULL PENETRATION WELDS TO BE U.T. INSPECTED.
 3. WELDING CODE AWS D1.1.
 4. FINISH HOT DIP GALVANIZED

QTY: 1

FACING FRONT OF POLE (FLAT-6)

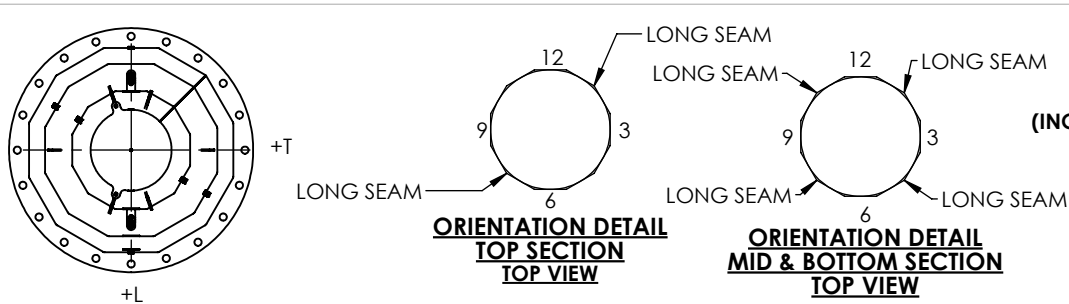
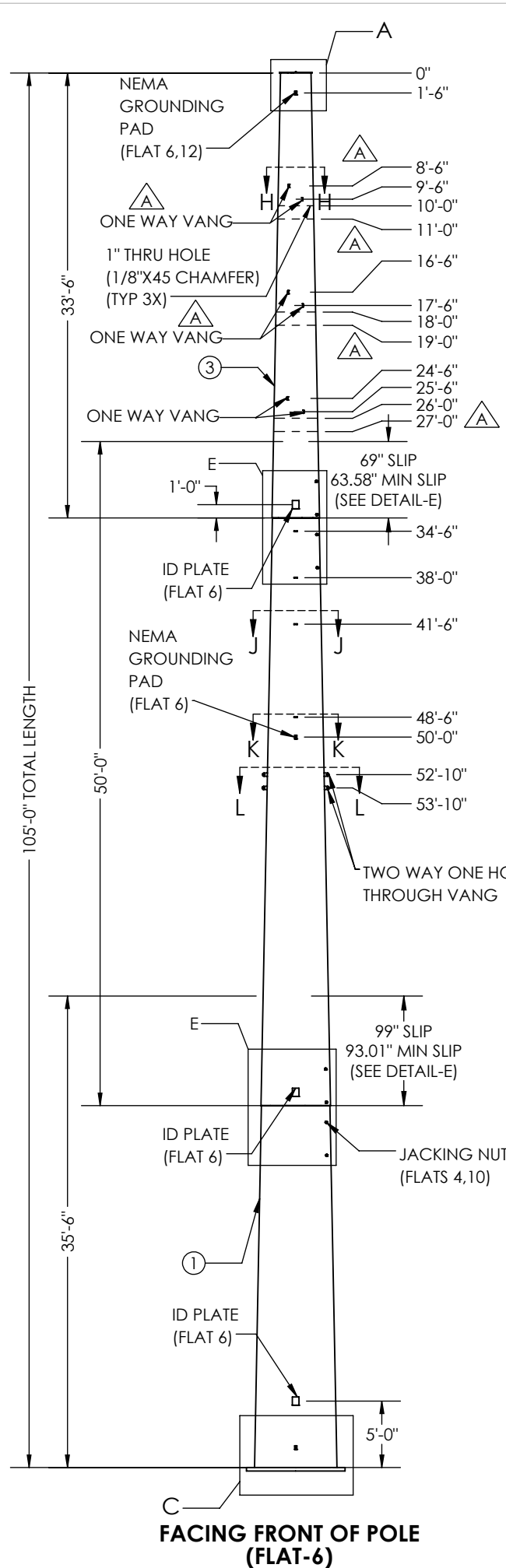


700 E. MCCLEROY, SUITE A
 SAGINAW, TEXAS 76179
 682.286.0046 PH
 682.286.0086 FX
 CHMINDUSTRIES.COM

DIMENSIONS ARE IN INCHES UNLESS OTHERWISE SPECIFIED
 TOLERANCES UNLESS OTHERWISE SPECIFIED
 GENERAL TOLERANCE: ±1/16
 ANGULAR: ±0.5°

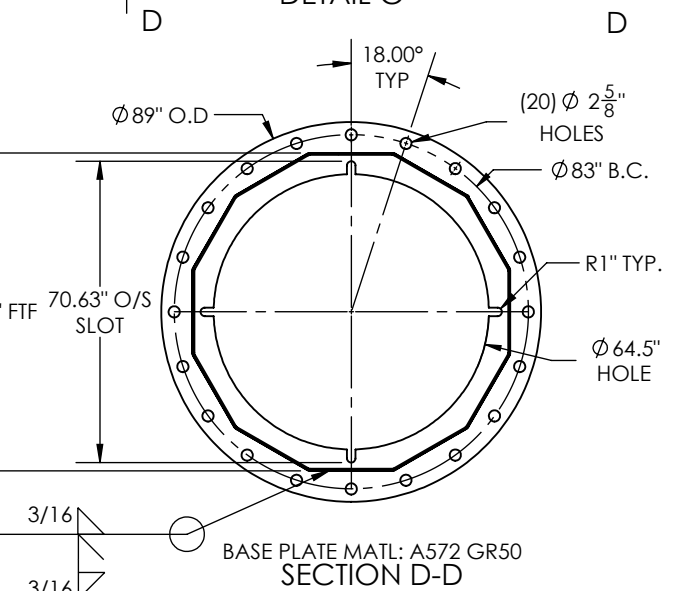
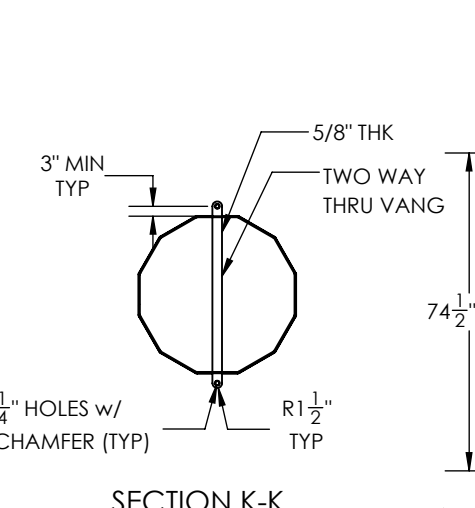
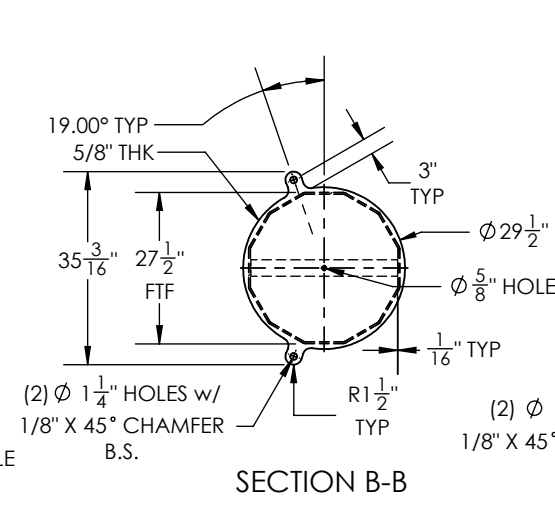
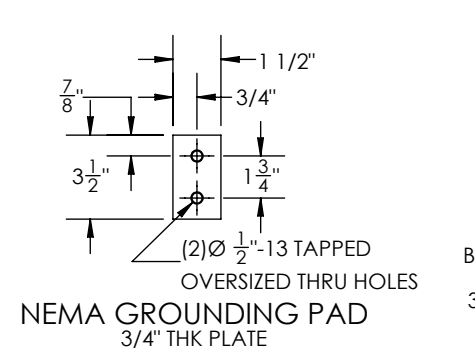
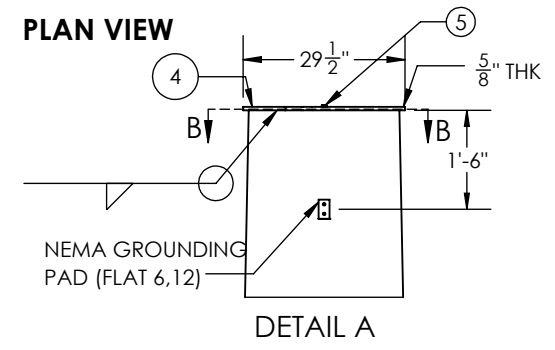
SPECIFICATIONS	BY	DATE
MATERIAL: GALVANIZED	PS	28-09-2022
SCALE: NTS B	CHKD: -	SR09/28/2022
DO NOT SCALE DRAWING	THIRD ANGLE PROJECTION	

JOB NO.	PART NO.	DWG. NO.	REV.
22-10571	10571-7500	10571-7500_STR#63	A
GREENVILLE UTILITIES			
STR#63-105'			

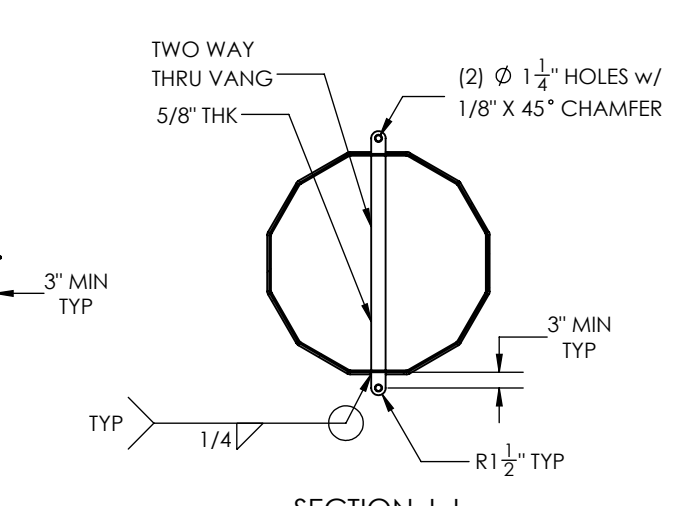
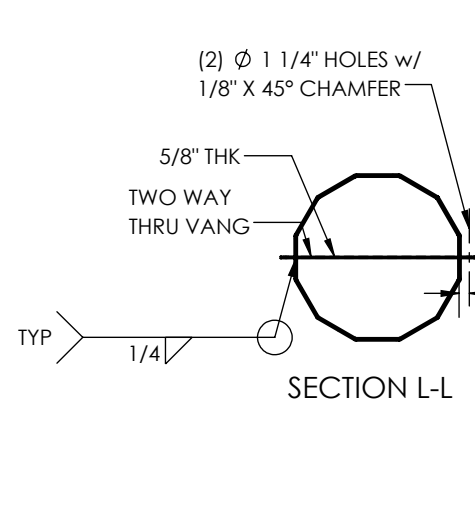
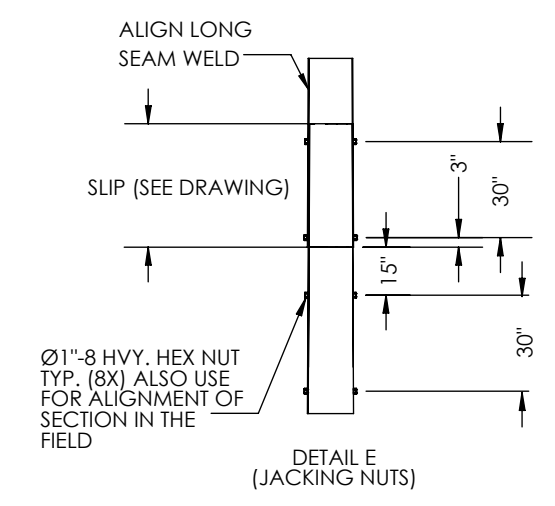
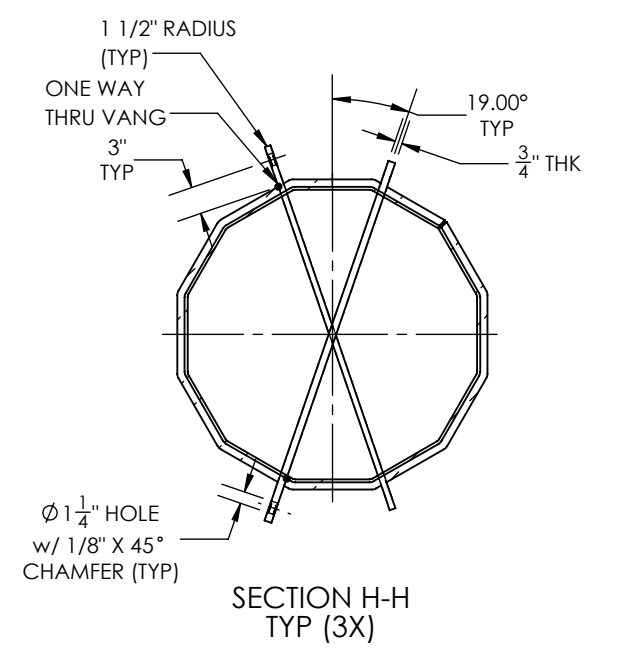


TOP WEIGHT: 4413.19 lbs
MID WEIGHT: 11222.19 lbs
BOT WEIGHT: 14607.92 lbs
(INCLUDES 6% FOR GALVANIZING)
 STR: #63
 POLE HT: 105FT
 DWG. NO:
 MM/YYYY
 MFR. WO-NO:
 GUC
 WT: XX LBS
 UGLM: 8523.96 FT-K
ID TAG DETAIL
 3/8" ENGRAVED

ITEM NO.	PART NUMBER	DESCRIPTION	MATERIAL	QTY.
1	10571-SECA051	SECTION, POLE, 74.50" X 58.06" X 0.4375" X 35'-6"	A572 GR.65	1
2	10571-SECB051	SECTION, POLE, 62.76" X 39.60" X 0.375" X 50'-0"	A572 GR.65	1
3	10571-SECC029	SECTION, POLE, 43.01" X 27.50" X 0.3125" X 33'-6"	A572 GR.65	1
4	10571-A-PC075	POLE VANG, 35.1875" X 29.5" X 0.625" THK	A572 GR 65	1
5	42107	Bolt, 1/2-13 x 1 1/2", SS, HH, Full Thread	SS	1



POLE HOLE CHART		
HOLE SIZE Ø (IN.)	DISTANCE FROM TOP OF POLE	FLAT
1	10'-0"	3,9
1	11'-0"	3,9
1	18'-0"	3,9
1	19'-0"	3,9
1	26'-0"	3,9
1	27'-0"	3,9
11/16	34'-2"	3,9
11/16	34'-10"	3,9
11/16	37'-8"	3,9
11/16	38'-4"	3,9
11/16	41'-2"	3,9
11/16	41'-10"	3,9
11/16	48'-9"	3,9
11/16	49'-6"	6,12



GENERAL NOTES:
 1. SHAFT DIMENSIONS ARE 12 SIDED MEASURED FLAT TO FLAT.
 2. ALL FULL PENETRATION WELDS TO BE U.T. INSPECTED.
 3. WELDING CODE AWS D1.1.
 4. FINISH HOT DIP GALVANIZED

QTY: 1

FACING FRONT OF POLE (FLAT-6)



700 E. MCCLEROY, SUITE A
 SAGINAW, TEXAS 76179
 682.286.0046 PH
 682.286.0086 FX
 CHMINDUSTRIES.COM

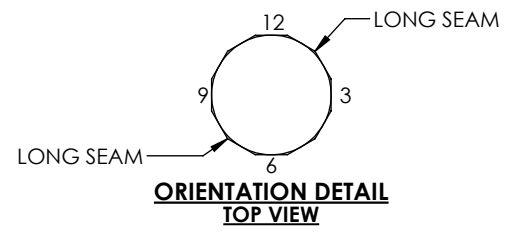
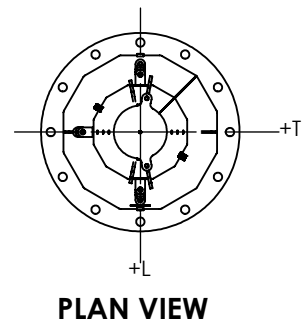
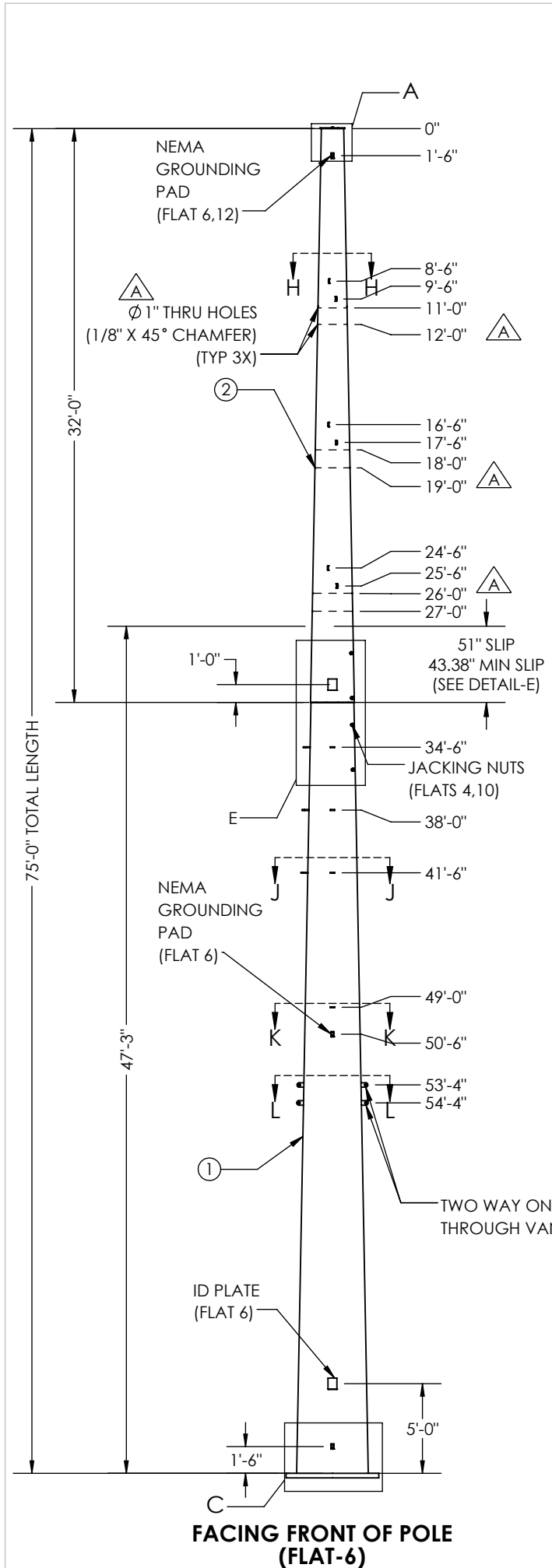
BREAK ALL SHARP EDGES .005/.015.
 REMOVE ALL BURRS AND CHIPS

DIMENSIONS ARE IN INCHES UNLESS OTHERWISE SPECIFIED
 TOLERANCES UNLESS OTHERWISE SPECIFIED
 GENERAL TOLERANCE: ±1/16
 ANGULAR: ±0.5°

SPECIFICATIONS	BY	DATE
MATERIAL: GALVANIZED	PS	06/17/2022
SCALE: NTS B	SR	09/28/2022
DO NOT SCALE DRAWING	THIRD ANGLE PROJECTION	

JOB NO.	PART NO.	DWG. NO.	REV.
22-10571	10571-7500	10571-7500_STR#63 SHEET: 2 of 2	A

GREENVILLE UTILITIES
STR#63-105'

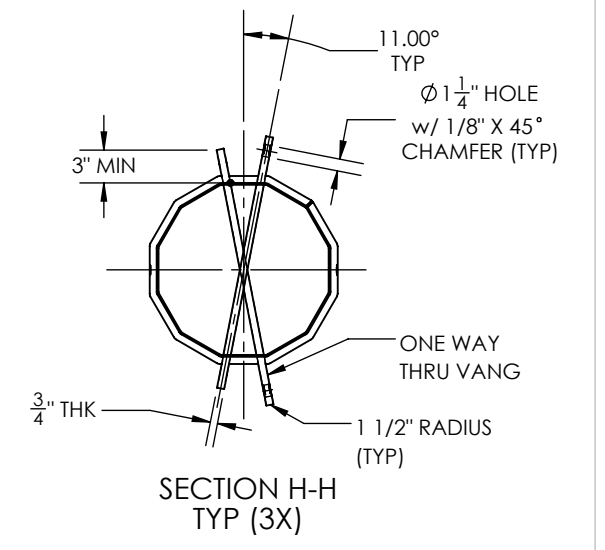
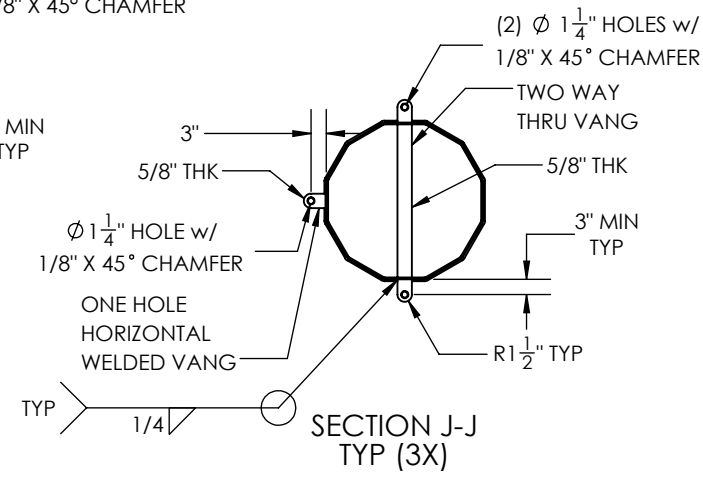
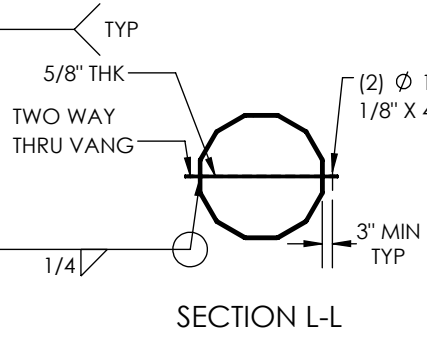
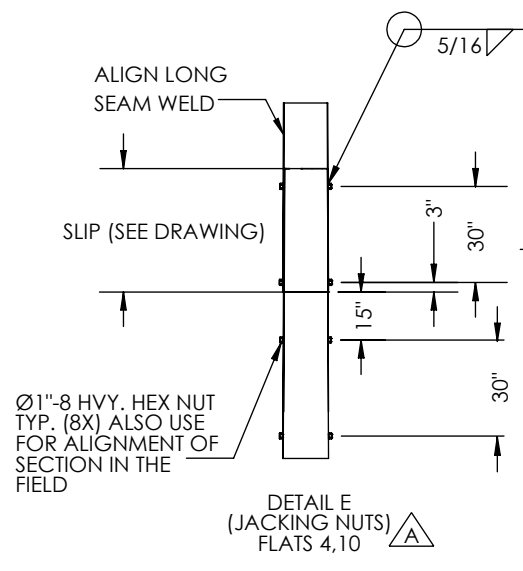
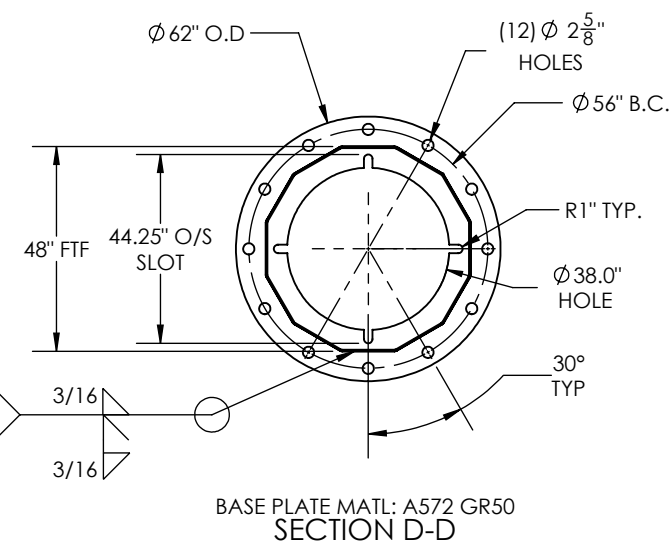
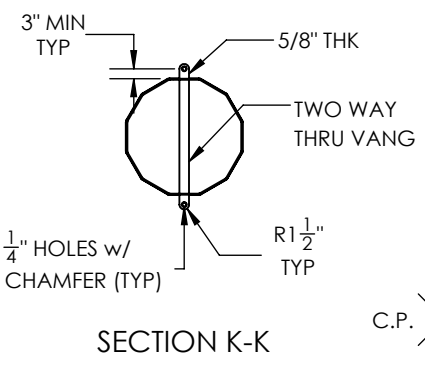
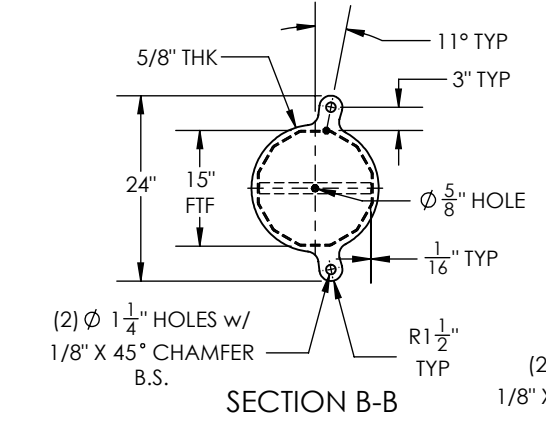
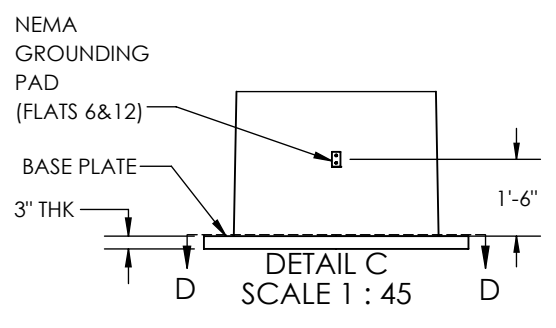
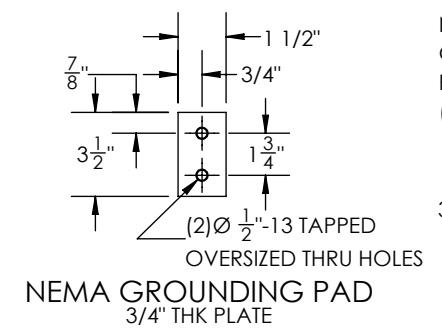
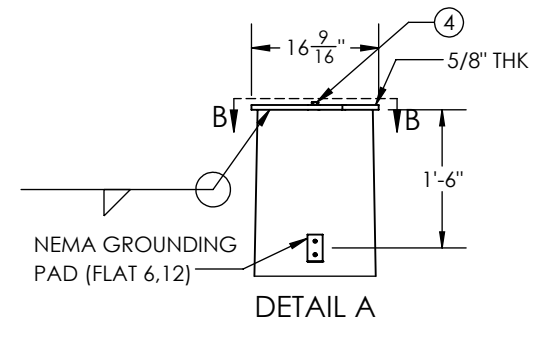


TOP WEIGHT: 1653.39 lbs
 BOT WEIGHT: 9376.39 lbs
 (INCLUDES 6% FOR GALVANIZING)

STR : #64
 POLE HT: 75FT
 DWG. NO:
 MM/YYYY
 MFR.WO-NO:
 GUC
 WT : XX LBS
 UGLM: 3659.17 FT-K
ID TAG DETAIL
 3/8" ENGRAVED

ITEM NO.	PART NUMBER	DESCRIPTION	MATERIAL	QTY.
1	10571-SECA052	SECTION, POLE, 48" X 26.89" X 0.375" X 47'-3"	A572 GR.65	1
2	10571-SECB052	SECTION, POLE, 29.29" X 15" X 0.1875" X 32'-0"	A572 GR.65	1
3	10571-A-PC076	POLE VANG, 16.5625" X 24" X 0.625" THK	A572 GR 65	1
4	42107	Bolt, 1/2-13 x 1 1/2", SS, HH, Full Thread	SS	1

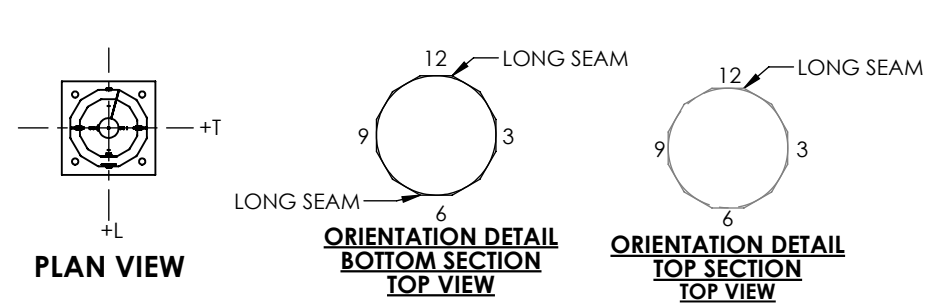
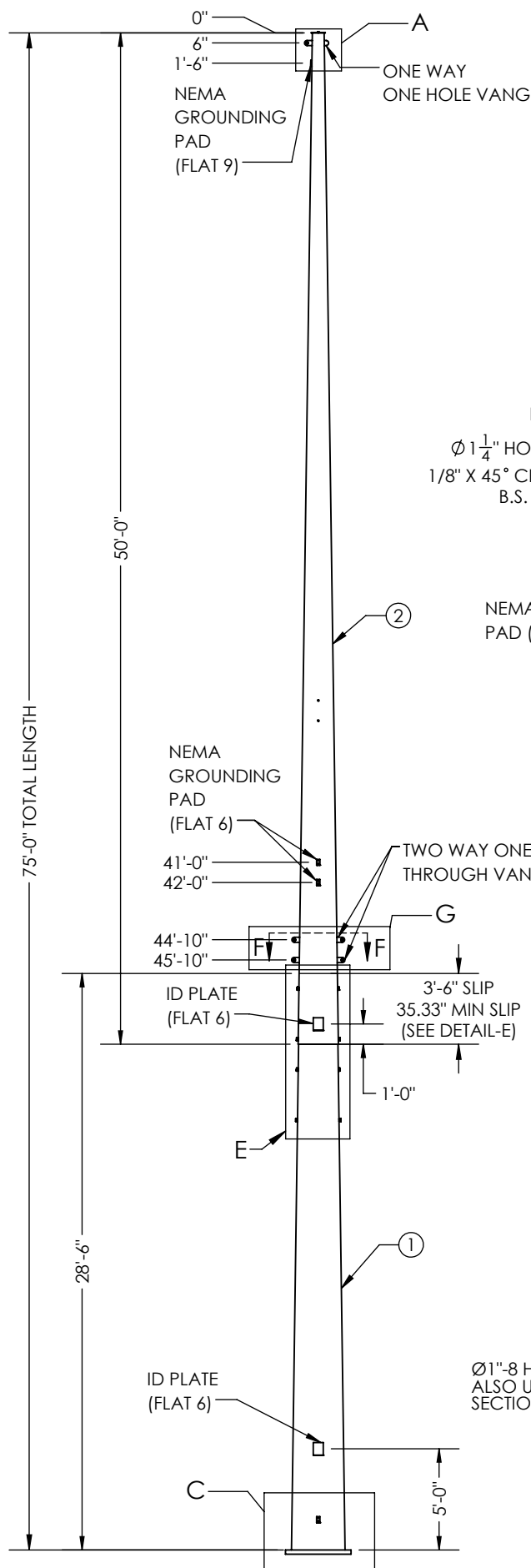
POLE HOLE CHART		
HOLE SIZE Ø (IN.)	DISTANCE FROM TOP OF POLE	FLAT
1	11'-0"	3,9
1	12'-0"	3,9
1	18'-0"	3,9
1	19'-0"	3,9
1	26'-0"	3,9
1	27'-0"	3,9
7/8	34'-1"	3,9
7/8	34'-11"	3,9
7/8	37'-7"	3,9
7/8	38'-5"	3,9
7/8	41'-1"	3,9
7/8	41'-11"	3,9
11/16	49'-3"	3,9
11/16	50'-0"	6,12



GENERAL NOTES:
 1. SHAFT DIMENSIONS ARE 12 SIDED MEASURED FLAT TO FLAT.
 2. ALL FULL PENETRATION WELDS TO BE U.T. INSPECTED.
 3. WELDING CODE AWS D1.1.
 4. FINISH HOT DIP GALVANIZED

QTY: 1

<p>700 E. MCCLEROY, SUITE A SAGINAW, TEXAS 76179 682.286.0046 PH 682.286.0086 FX CHMINDUSTRIES.COM</p>	DIMENSIONS ARE IN INCHES UNLESS OTHERWISE SPECIFIED TOLERANCES UNLESS OTHERWISE SPECIFIED GENERAL TOLERANCE: ±1/16 ANGULAR: ±0.5°	SPECIFICATIONS MATERIAL: - FINISH: GALVANIZED SCALE: NTS	BY: PS DATE: 06/17/2022	JOB NO.: 22-10571 PART NO.: 10571-7600 DWG NO.: 10571-7600_STR#64 SHEET: 1 of 1	REV. A
		THIRD ANGLE PROJECTION	GREENVILLE UTILITIES STR#64-75'		



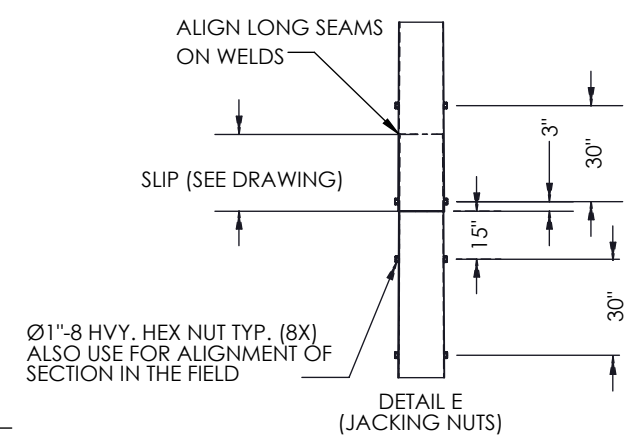
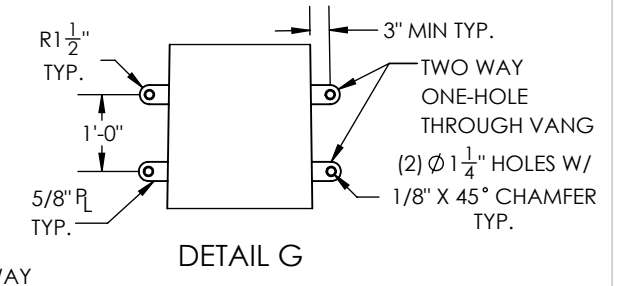
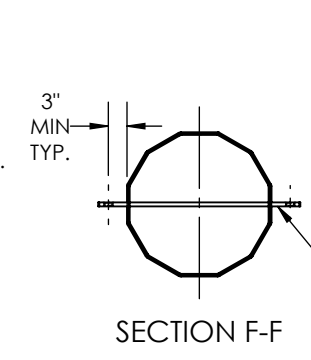
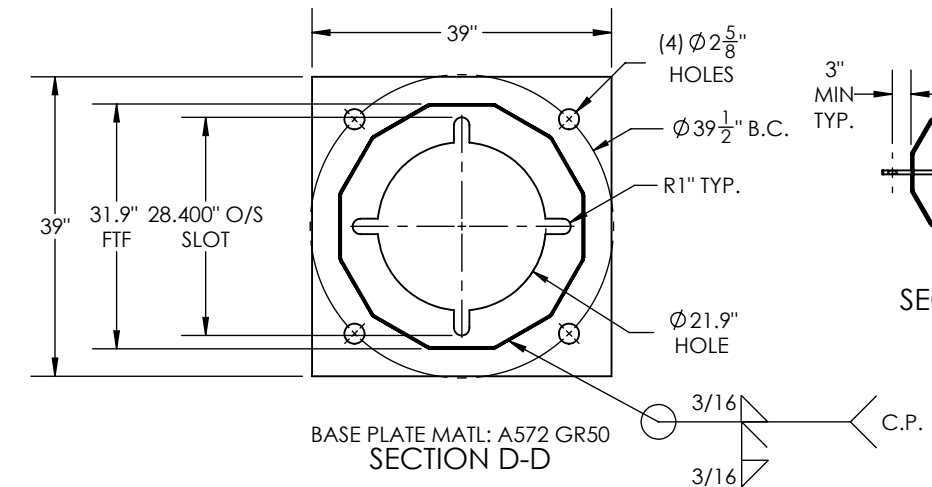
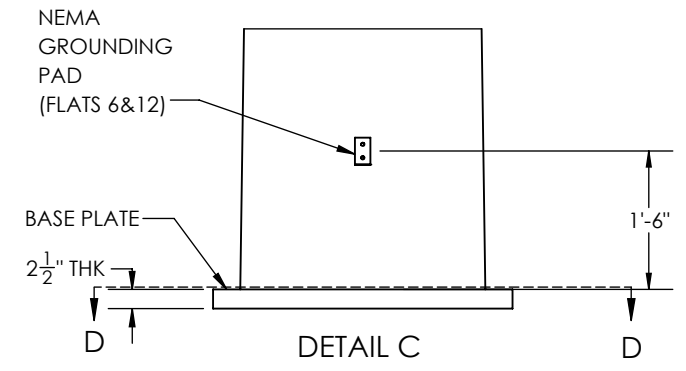
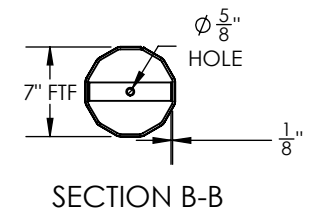
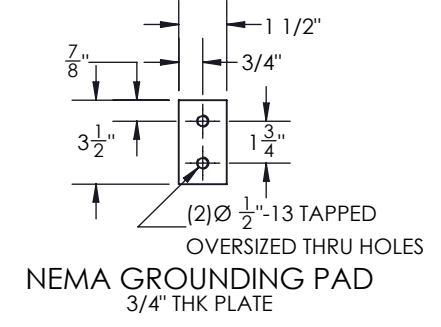
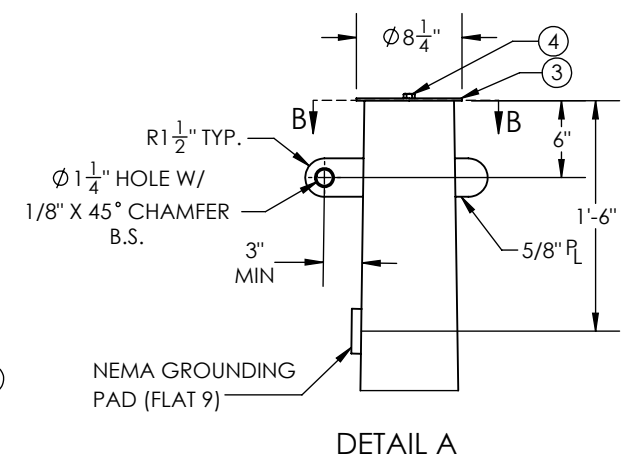
TOP WEIGHT: 1706 lbs
BOT WEIGHT: 3374 lbs
(INCLUDES 6% FOR GALVANIZING)

STR : #65
 HT: 75FT
 DWG. NO:
 MFR.WO-NO:
 MM/YYYY
 GUC
 WT : XX LBS
 UGLM:992.03 FT.-K

ID TAG DETAIL
 3/8" ENGRAVED

ITEM NO.	PART NUMBER	DESCRIPTION	MATERIAL	QTY.
1	10571-SECA053	SECTION, POLE, 30.1" X 21.21" X 0.25" X 28'-3"	A572 GR.65	1
2	10571-SECB053	SECTION, POLE, 22.73" X 7" X 0.1875" X 50'-0"	A572 GR.65	1
3	10571-A-PC010	POLE CAP, Ø8.25" X 0.1875"	A572 GR.65	1
4	42107	BOLT, 1/2-13 X 1 1/2", SS, HH, FULL THREAD	SS	1

POLE HOLE CHART		
HOLE SIZE Ø (IN.)	DISTANCE FROM TOP OF POLE	FLAT
1	8'-0"	3,9
1	9'-0"	3,9
1	16'-0"	3,9
1	17'-0"	3,9
1	24'-0"	3,9
1	25'-0"	3,9
11/16	40'-6"	3,9
11/16	41'-6"	3,9
13/16	33'-0"	6,12
13/16	34'-0"	6,12



GENERAL NOTES:
 1. SHAFT DIMENSIONS ARE 12 SIDED MEASURED FLAT TO FLAT.
 2. ALL FULL PENETRATION WELDS TO BE U.T. INSPECTED.
 3. WELDING CODE AWS D1.1.
 4. FINISH HOT DIP GALVANIZED

QTY: 1

FACING FRONT OF POLE (FLAT-6)



700 E. MCCLEROY, SUITE A
 SAGINAW, TEXAS 76179
 682.286.0046 PH
 682.286.0086 FX
 CHMINDUSTRIES.COM

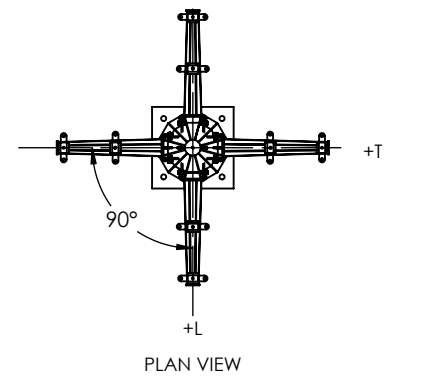
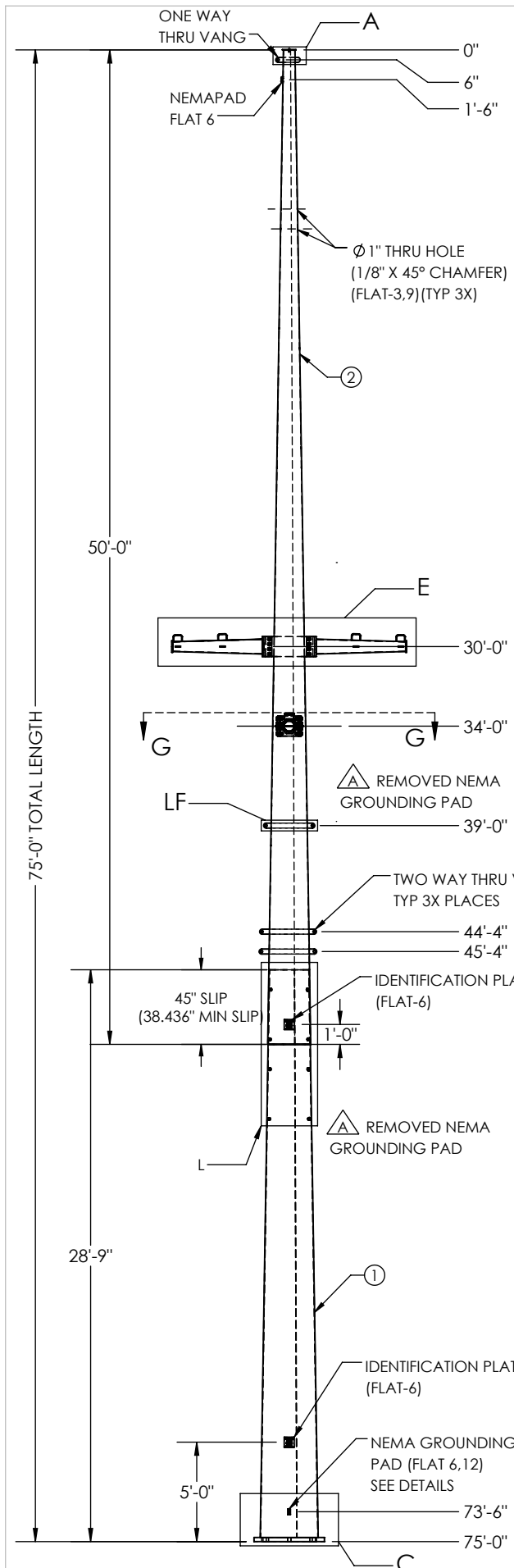
BREAK ALL SHARP EDGES .005/.015.
 REMOVE ALL BURRS AND CHIPS

TOLERANCES UNLESS OTHERWISE SPECIFIED
 GENERAL TOLERANCE: ±1/16
 ANGULAR: ±0.5°

SPECIFICATIONS		BY	DATE
MATERIAL: -	FINISH: GALVANIZED	PG	06/09/2022
SCALE: NTS	THIRD ANGLE PROJECTION		

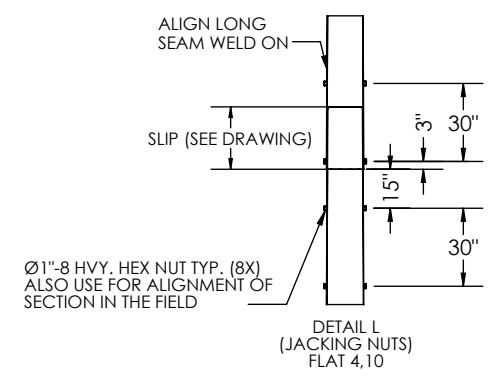
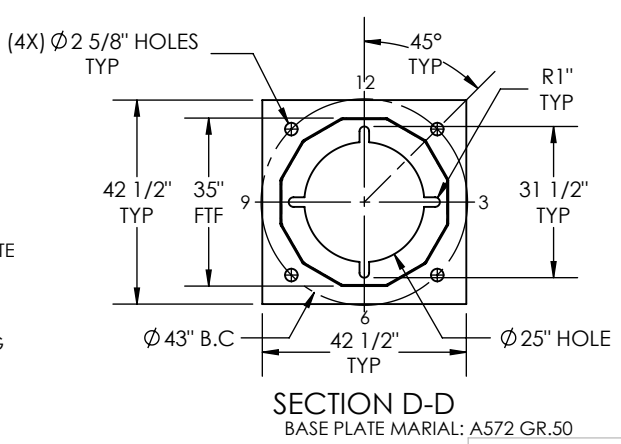
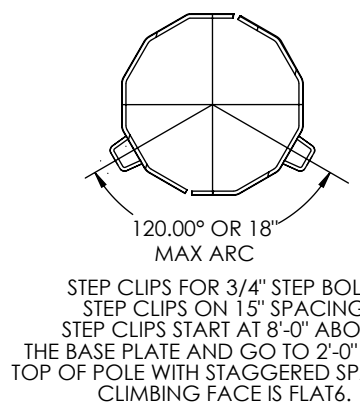
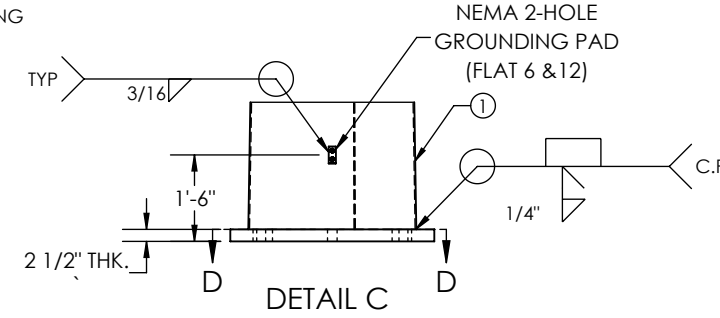
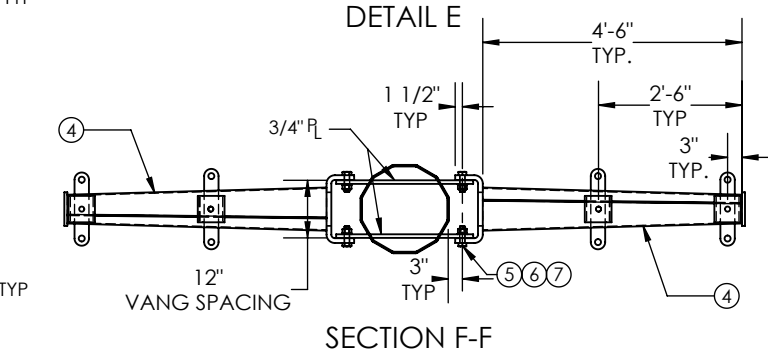
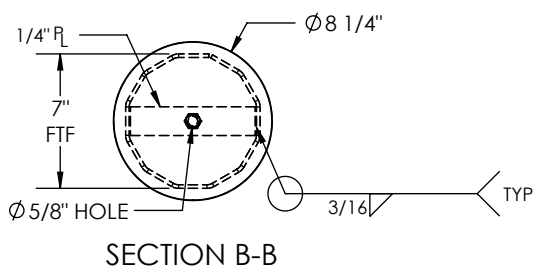
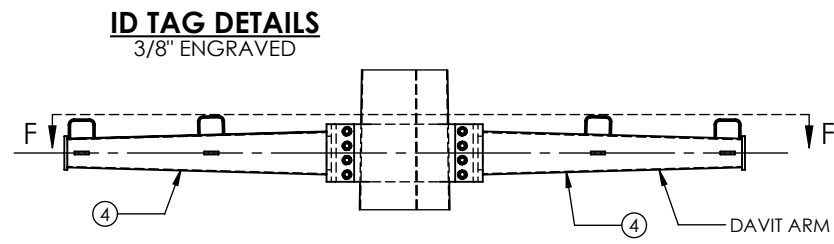
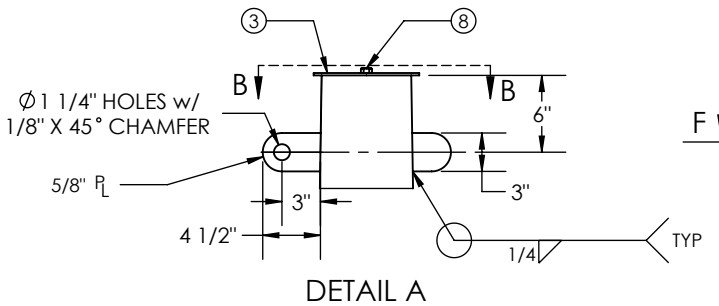
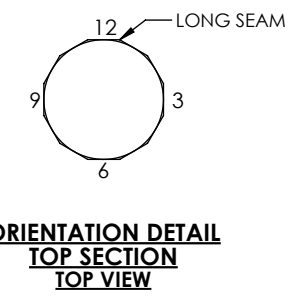
JOB NO.	PART NO.	DWG. NO.	REV.
22-10571	10571-7700	10571-7700_STR#65	-

GREENVILLE UTILITIES
 STR#65-75'



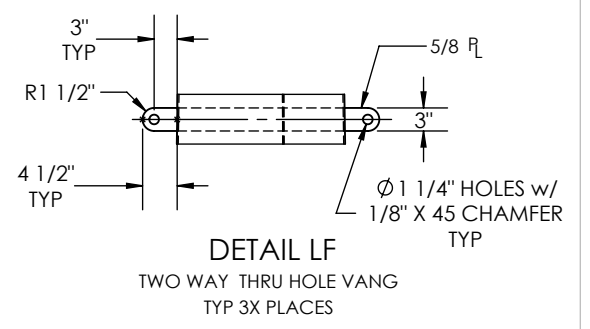
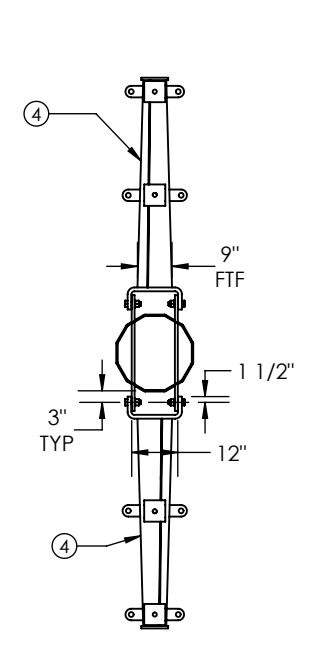
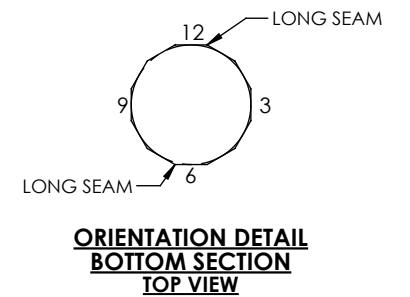
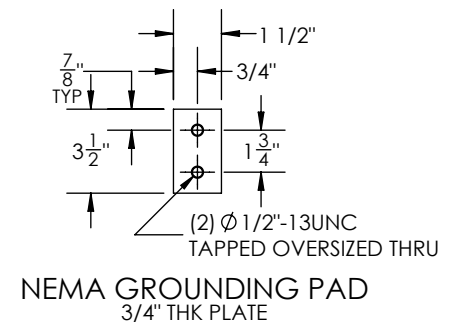
TOP WEIGHT : 2,129.041lbs
BOT WEIGHT : 3,385.989 lbs
ARM'S WEIGHT : 178 lbs
NOTE: INCLUDES 6% OF GALVANIZING

STR #75
 POLE HT: 75'-0"
 DWG. NO. XX
 MM/YYYY
 MFR-WO NO:
 GUC
 WT: XXXX LBS
 UGLM: 1234.73 FT-K



ITEM NO.	PART NUMBER	DESCRIPTION	MATERIAL	QTY.
1	10571-SECA054	SECTION POLE, 35.00" x 24.07" x 0.25" x 28'-9"	A572 GR.65	1
2	10571-SECB054	SECTION POLE, 26" x 7" x 0.1875" x 50'-0"	A572 GR.65	1
3	10571-A-PC010	POLE CAP, Ø8.25" X 0.1875"	A572 GR.65	1
4	10571-ARMA001	SECTION, ARM, 9" X 6" X 0.1875" X 5'-0"	A572 GR.65	4
5	42130	Bolt, Structural, 1-8 x 3-1/2", HDG, HH, A325	A325	32
6	44066	WASHER Flat, 1", F436	F436	32
7	43045	NUT, STRUCTURAL, 1-8, HH, HDG, A563	A563	32
8	42107	Bolt, 1/2-13 x 1 1/2", SS, HH, Full Thread	SS	1
9	42019	Bolt, 1/2-13 x 1", SS, HH	SS	6

POLE HOLE CHART		
HOLE SIZE Ø	DISTANCE FROM TOP	FLATS
1"	8'-0"	3,9
1"	9'-0"	3,9
1"	14'-0"	3,9
1"	15'-0"	3,9
1"	20'-0"	3,9
1"	21'-0"	3,9
13/16"	38'-0"	3,9
13/16"	40'-0"	3,9



GENERAL NOTES:

- SHAFT DIMENSIONS ARE 12 SIDED MEASURED FLAT TO FLAT.
- ALL FULL PENETRATION WELDS TO BE U.T. INSPECTED.
- WELDING CODE AWS D1.1.
- SEE DETAIL SHEET
- PROVIDE 5 PERCENT MORE FASTENING HARDWARE THAN REQUIRED.
- FINISH HOT DIP GALVANIZED.

QTY: 1



700 E. MCCLEROY, SUITE A
 SAGINAW, TEXAS 76179
 682.286.0046 PH
 682.286.0086 FX
 CHMINDUSTRIES.COM

BREAK ALL SHARP EDGES 0.05/0.15.
 REMOVE ALL BURRS AND CHIPS

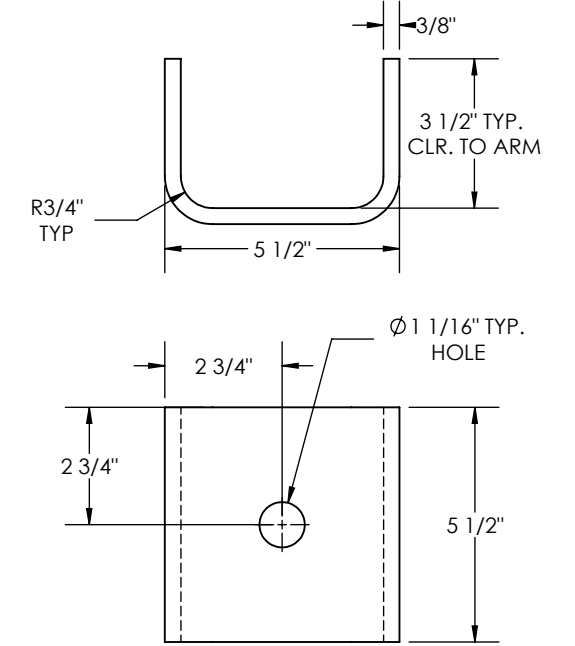
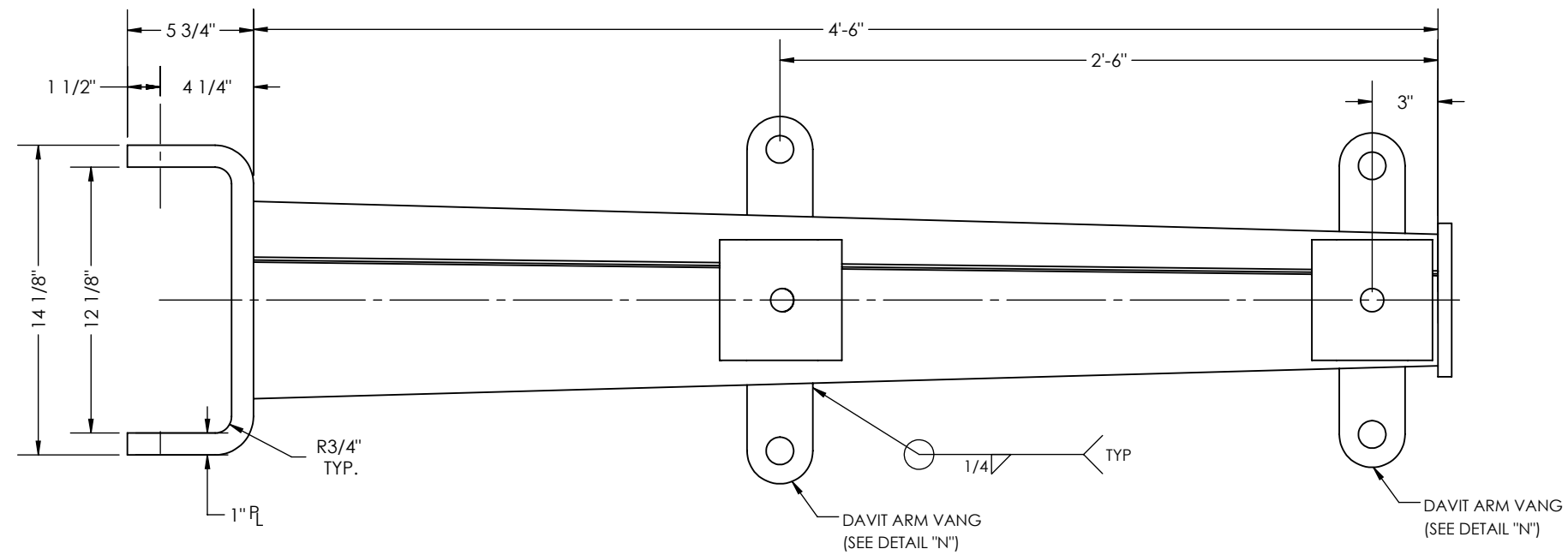
TOLERANCES UNLESS OTHERWISE SPECIFIED

GENERAL TOLERANCE: ±1/16
 ANGULAR: ±0.5°

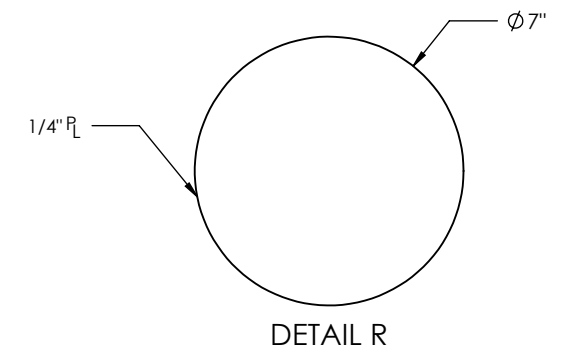
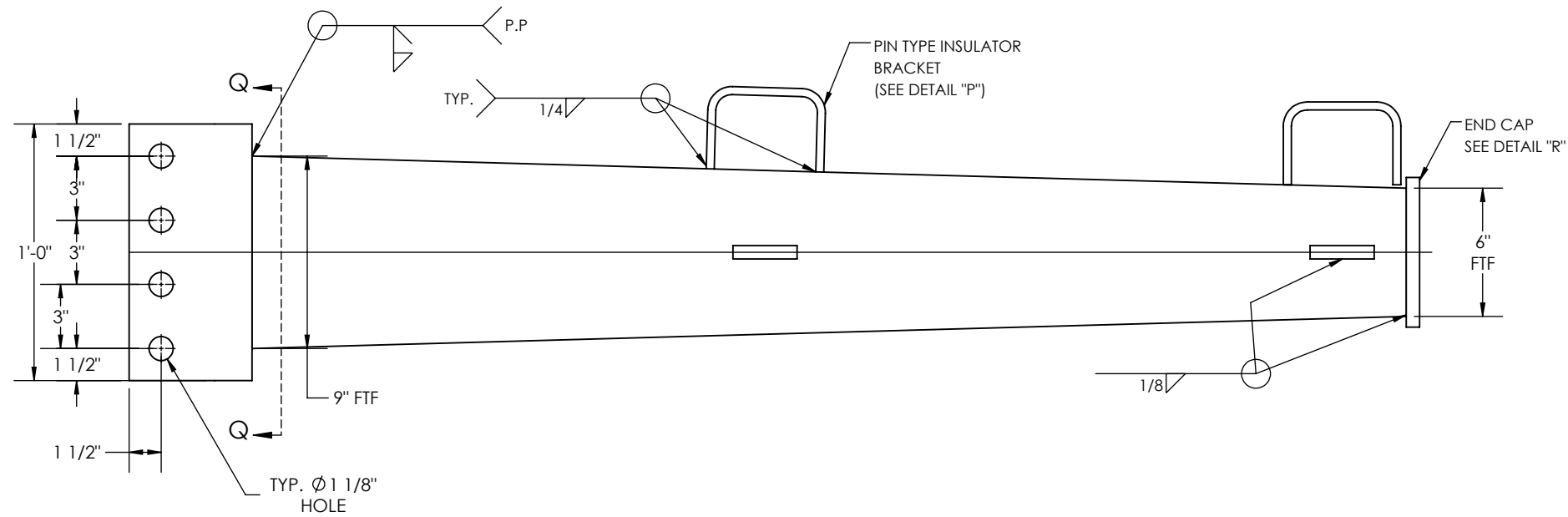
SPECIFICATIONS		BY	DATE
MATERIAL:		SR	09/28/2022
FINISH:	GALVANIZED	CHKD:	-
SCALE:	NTS	LAST REV.:	TG 10/14/2022
DO NOT SCALE DRAWING		THIRD ANGLE PROJECTION	

JOB NO.	PART NO.	DWG NO.	REV.
22-10571	10571-7800	10571-7800_STR#75 SHEET: 1 of 2	A

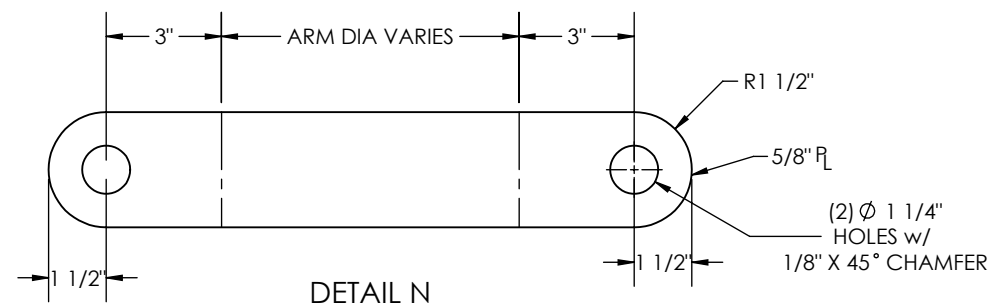
GREENVILLE UTILITIES
 STR#75-75FT



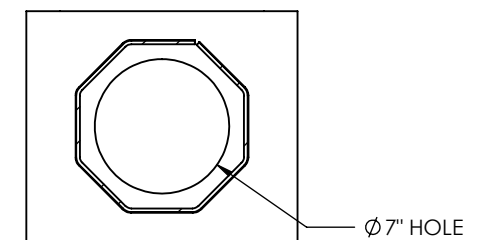
DETAIL P



DETAIL R



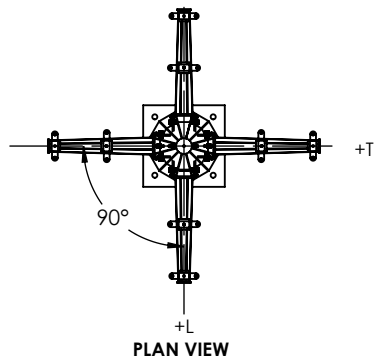
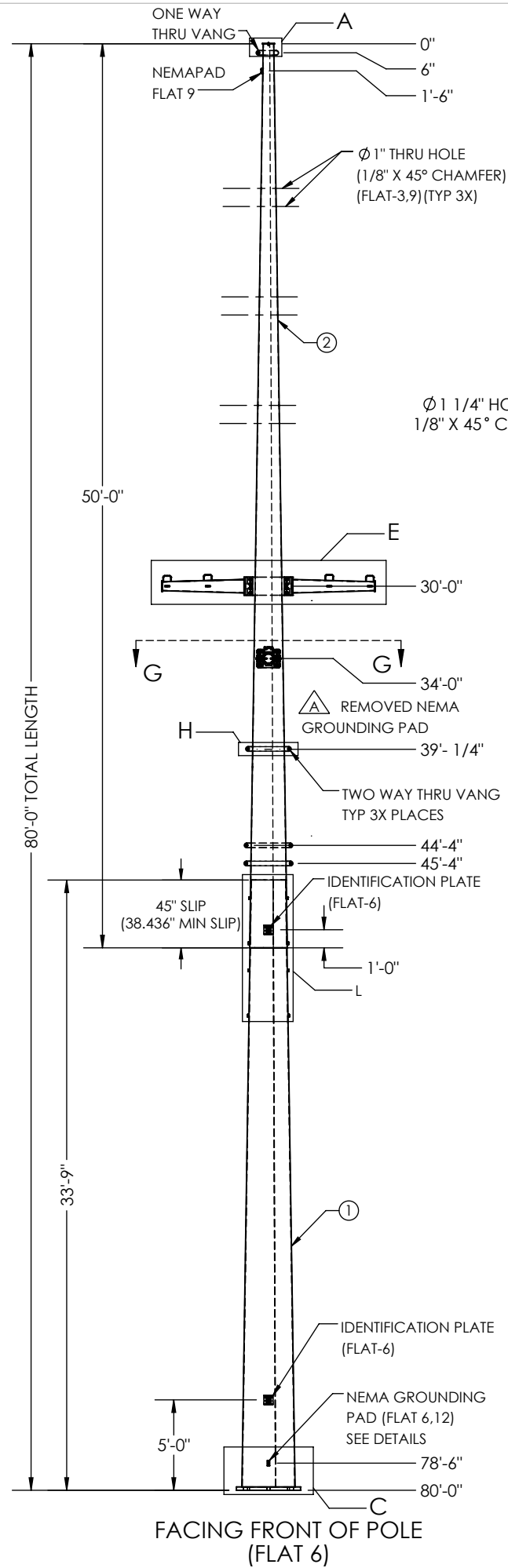
DETAIL N



SECTION Q-Q

QTY: 1

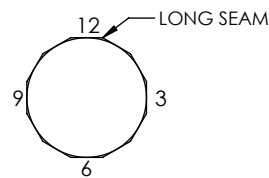
<small>THIS DWG IS PROPERTY OF CHM INDUSTRIES AND CONTAINS PROPRIETARY INFORMATION WHICH MAY NOT BE COPIED OR REPRODUCED WITHOUT PRIOR WRITTEN CONSENT FROM CHM INDUSTRIES.</small>		<small>DIMENSIONS ARE IN INCHES UNLESS OTHERWISE SPECIFIED</small>		<small>SPECIFICATIONS</small>		<small>BY DATE</small>		<small>JOB NO. PART NO. DWG NO. REV.</small>							
		700 E. MCCLEROY, SUITE A SAGINAW, TEXAS 76179 682.286.0046 PH 682.286.0086 FX CHMINDUSTRIES.COM		<small>BREAK ALL SHARP EDGES .005/.015. REMOVE ALL BURRS AND CHIPS</small>		<small>TOLERANCES UNLESS OTHERWISE SPECIFIED</small>		MATERIAL: - FINISH: GALVANIZED SCALE: NTS B <small>DO NOT SCALE DRAWING</small>		CREATED: SR 09/28/2022 CHKD: - LAST REV.: - <small>THIRD ANGLE PROJECTION</small>		22-10571 10571-7800 10571-7800_STR#75 SHEET: 2 of 2		-	
								GREENVILLE UTILITIES DE-30L 2D ARM 1-CD							



TOP WEIGHT : 2,085.94lbs
BOT WEIGHT : 3,179.26 lbs
ARM'S WEIGHT : 178 lbs
NOTE: INCLUDES 6% OF GALVANIZING

STR #85
 POLE HT: 80'-0"
 DWG. NO. XX
 MM/YYYY
 MFR-WO NO:
 GUC
 WT: XXXX LBS
 UGLM: 1159.78 FT-K

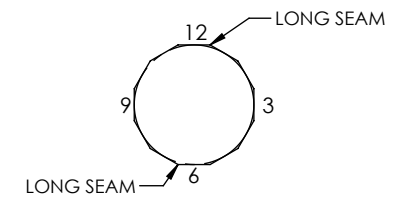
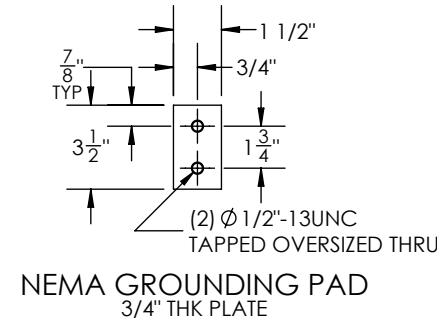
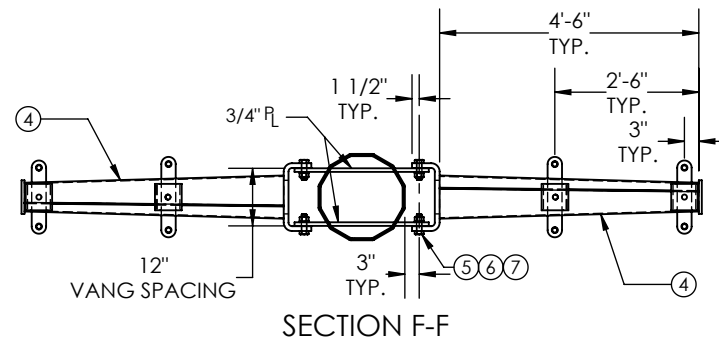
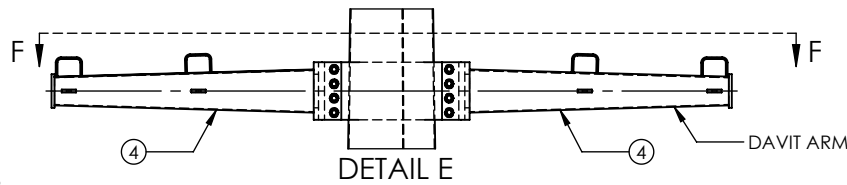
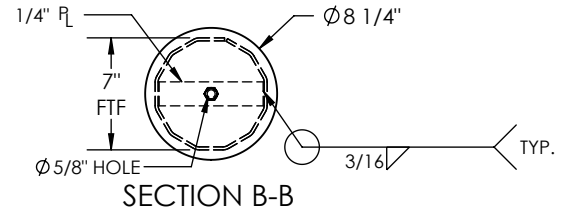
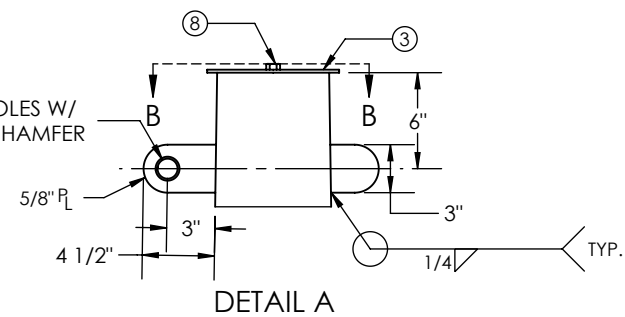
ID TAG DETAILS
 3/8" ENGRAVED



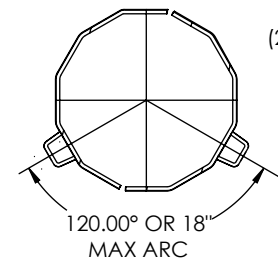
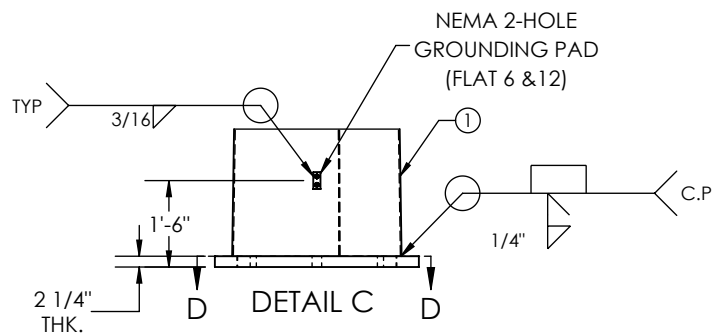
ORIENTATION DETAIL
TOP SECTION
TOP VIEW

ITEM NO.	PART NUMBER	DESCRIPTION	MATERIAL	QTY.
1	10571-SECA055	SECTION POLE, 35.30" x 23.15" x 0.25" x 33'-9"	A572 GR.65	1
2	10571-SECB055	SECTION POLE, 25" x 7" x 0.1875" x 50'-0"	A572 GR.65	1
3	10571-A-PC010	POLE CAP, Ø8.25" X 0.1875"	A572 GR.65	1
4	10571-ARMA001	SECTION, ARM, 9" X 6" X 0.1875" X 5'-0"	A572 GR.65	4
5	42130	Bolt, Structural, 1-8 x 3-1/2", HDG, HH, A325	A325	32
6	43045	NUT, STRUCTURAL, 1-8, HH, HDG, A563	A563	32
7	44066	Washer Flat, 1", F436	F436	32
8	42107	Bolt, 1/2-13 x 1 1/2", SS, HH, Full Thread	SS	1
9	42019	Bolt, 1/2-13 x 1", SS, HH	SS	6

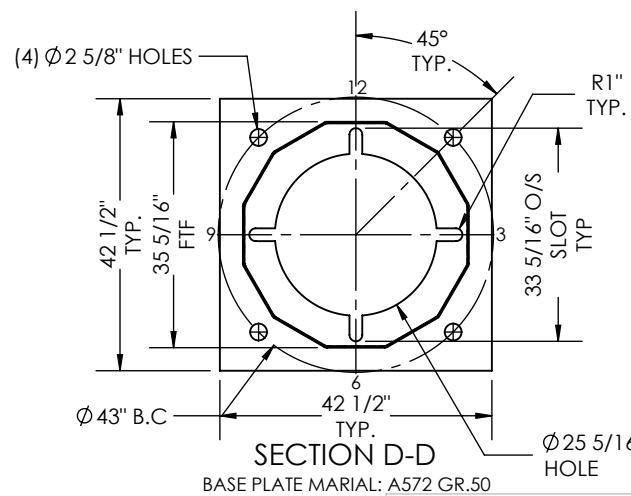
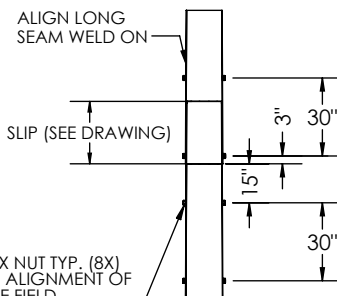
POLE HOLE CHART		
HOLE SIZE Ø	DISTANCE FROM TOP	FLATS
1"	8'-0"	3,9
1"	9'-0"	3,9
1"	14'-0"	3,9
1"	15'-0"	3,9
1"	20'-0"	3,9
1"	21'-0"	3,9
13/16"	38'-0"	3,9
13/16"	40'-0"	3,9



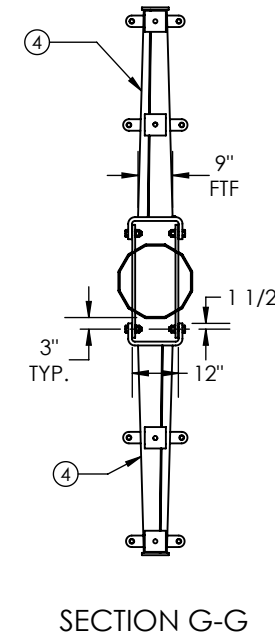
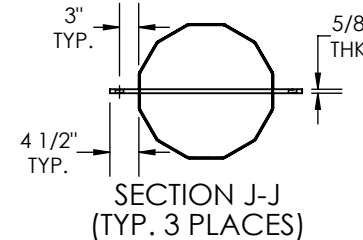
ORIENTATION DETAIL
BOTTOM SECTION
TOP VIEW



STEP CLIPS FOR 3/4" STEP BOLTS
 STEP CLIPS ON 15" SPACING
 STEP CLIPS START AT 8'-0" ABOVE
 THE BASE PLATE AND GO TO 2'-0" FROM
 TOP OF POLE WITH STAGGERED SPACING.
 CLIMBING FACE IS FLAT6.



BASE PLATE MARIAL: A572 GR.50



- GENERAL NOTES:
1. SHAFT DIMENSIONS ARE 12 SIDED MEASURED FLAT TO FLAT.
 2. ALL FULL PENETRATION WELDS TO BE U.T. INSPECTED.
 3. WELDING CODE AWS D1.1.
 4. SEE DETAIL SHEET
 5. PROVIDE 5 PERCENT MORE FASTENING HARDWARE THAN REQUIRED.
 6. FINISH HOT DIP GALVANIZED.

QTY: 1



700 E. MCCLEROY, SUITE A
 SAGINAW, TEXAS 76179
 682.286.0046 PH
 682.286.0086 FX
 CHMINDUSTRIES.COM

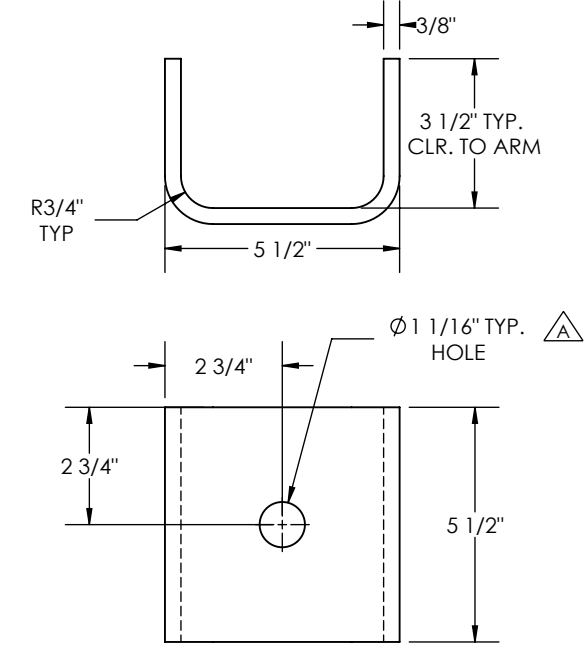
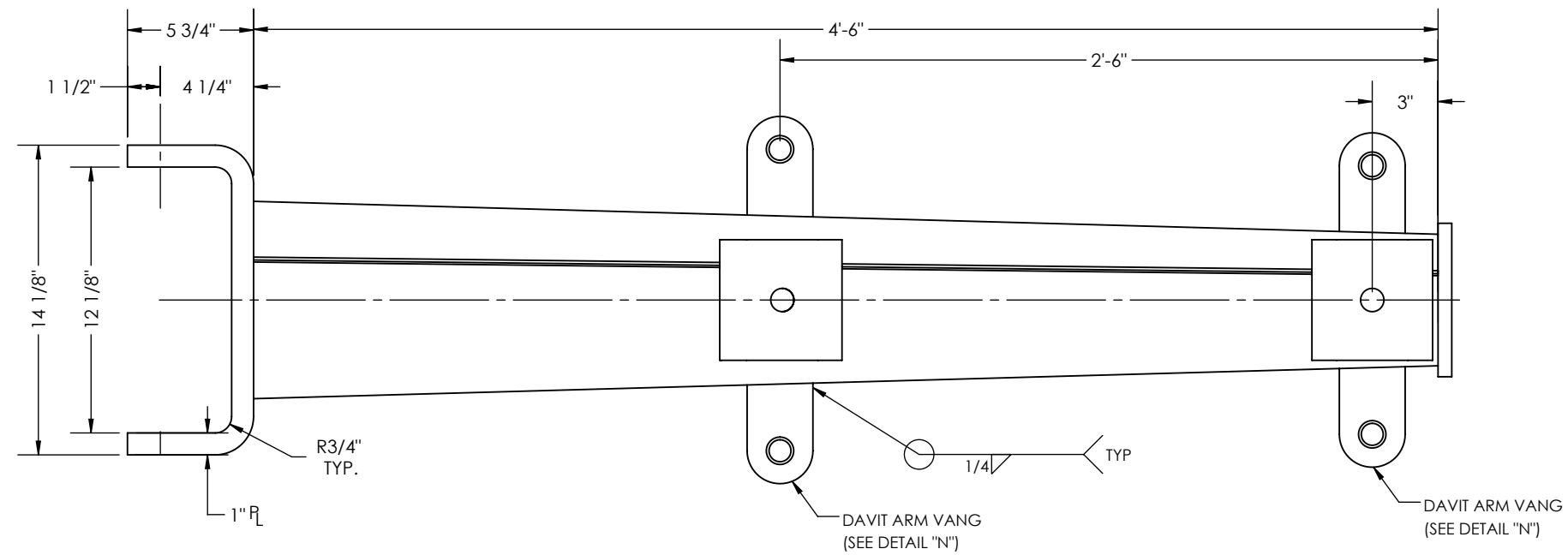
BREAK ALL SHARP EDGES
 .005/.015.
 REMOVE ALL BURRS AND CHIPS

TOLERANCES UNLESS OTHERWISE SPECIFIED
 GENERAL TOLERANCE: ±1/16
 ANGULAR: ±0.5°

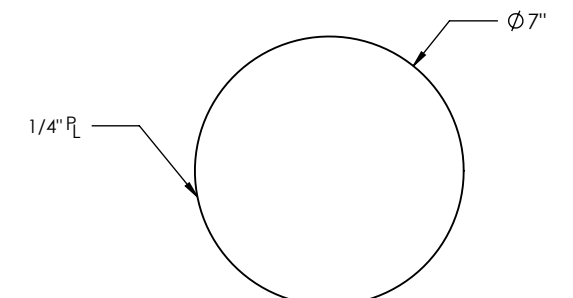
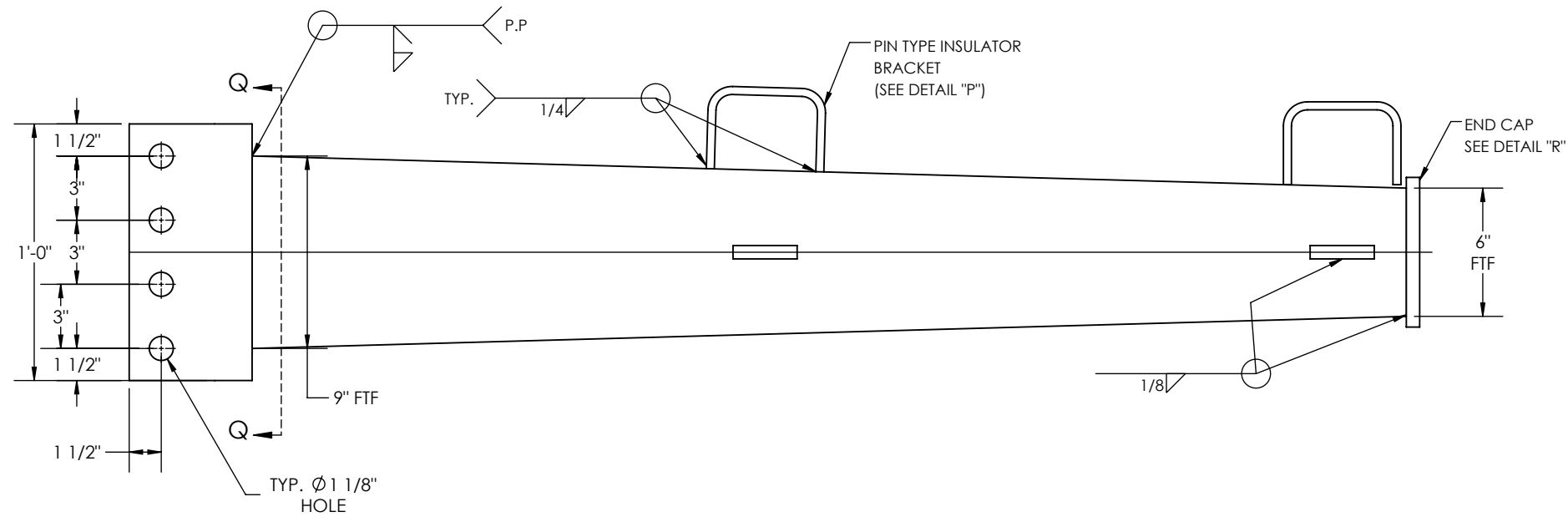
SPECIFICATIONS
 MATERIAL: -
 FINISH: GALVANIZED
 SCALE: NTS B
 DO NOT SCALE DRAWING

BY: KSC
 DATE: 09/29/2022
 CHECKED: -
 LAST REV.: TG 10/14/2022
 THIRD ANGLE PROJECTION

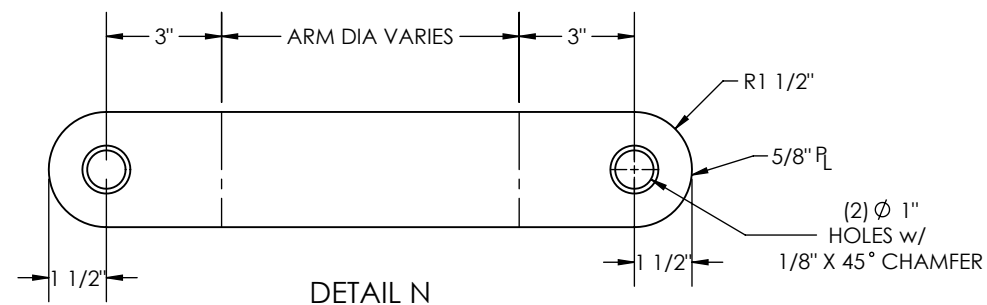
JOB NO.: 22-10571
 PART NO.: 10571-7900
 DWG NO.: 10571-7900-STR#85
 SHEET: 1 of 2
GREENVILLE UTILITIES
 STR#85-80FT



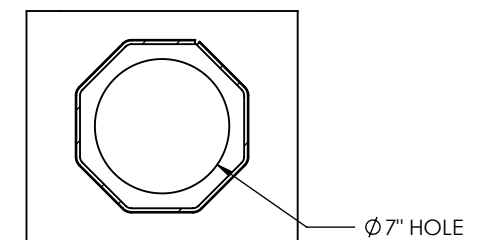
DETAIL P



DETAIL R



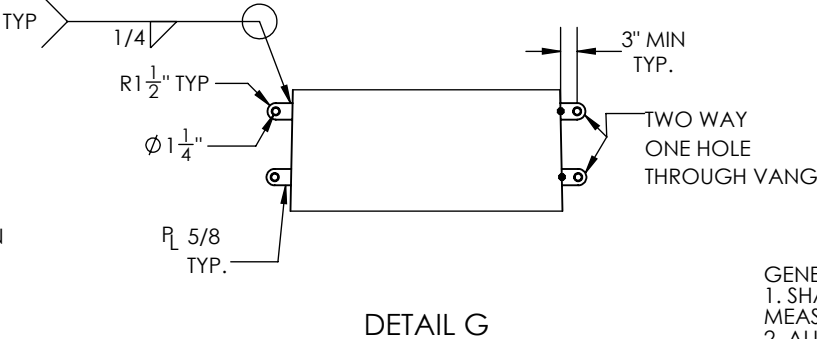
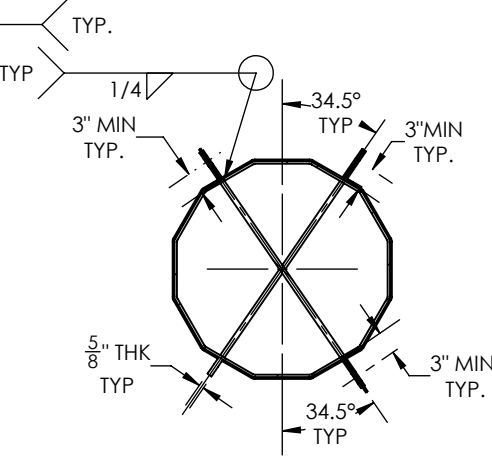
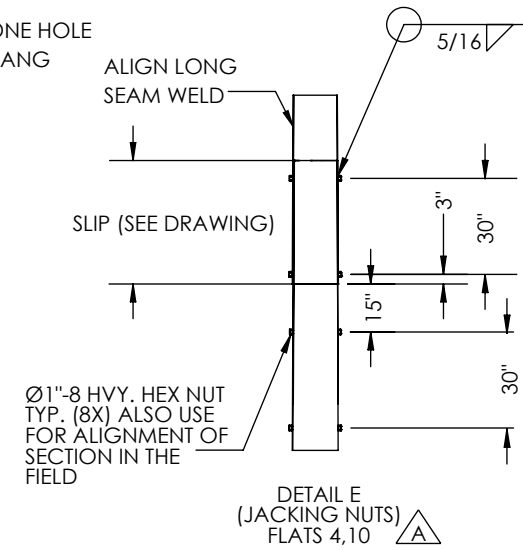
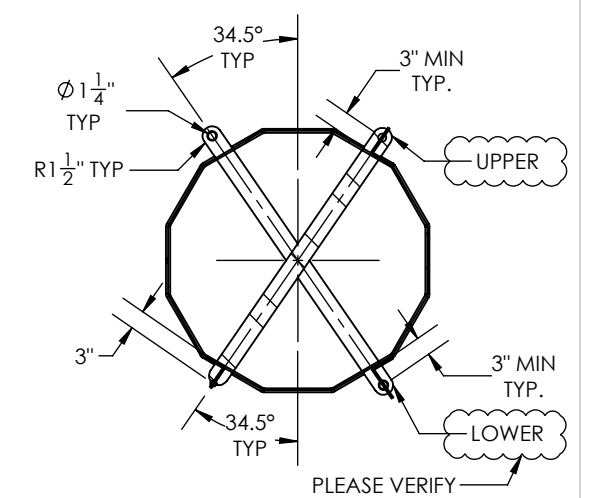
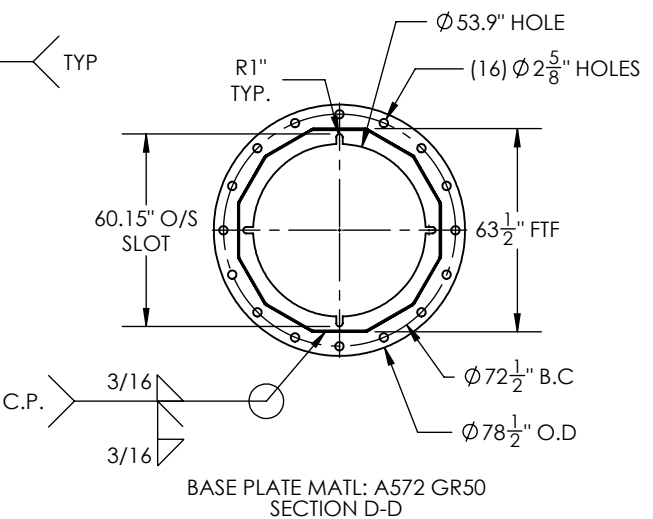
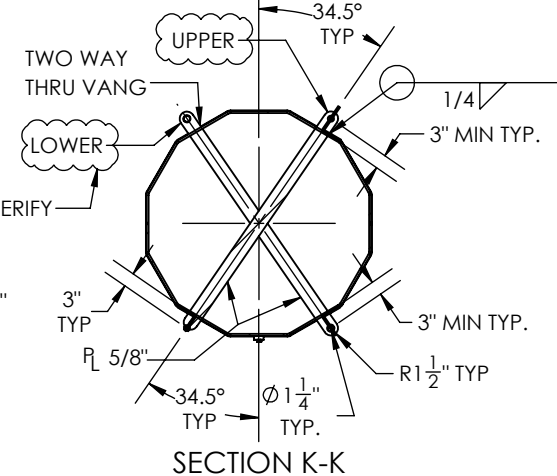
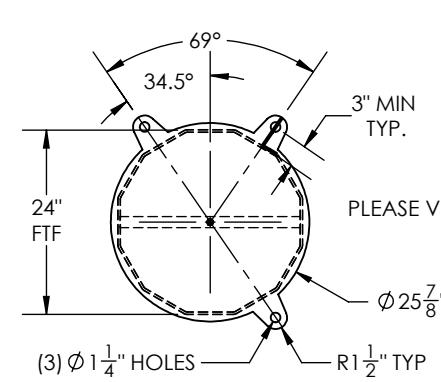
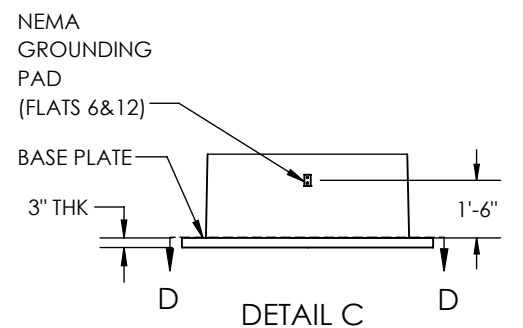
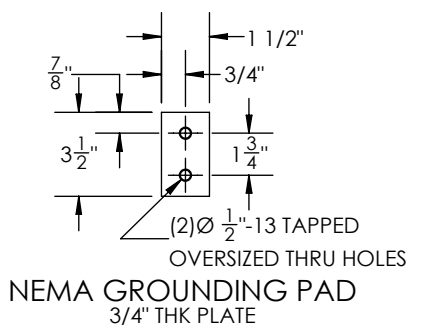
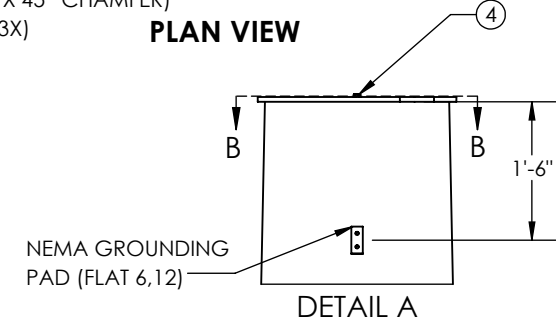
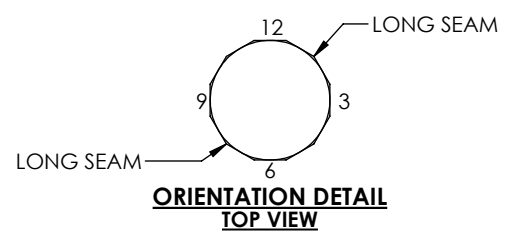
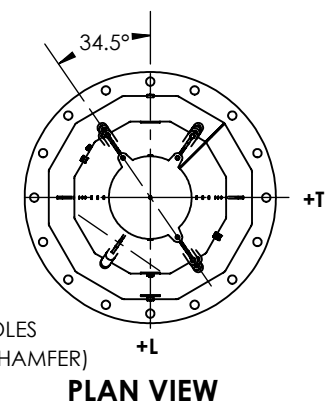
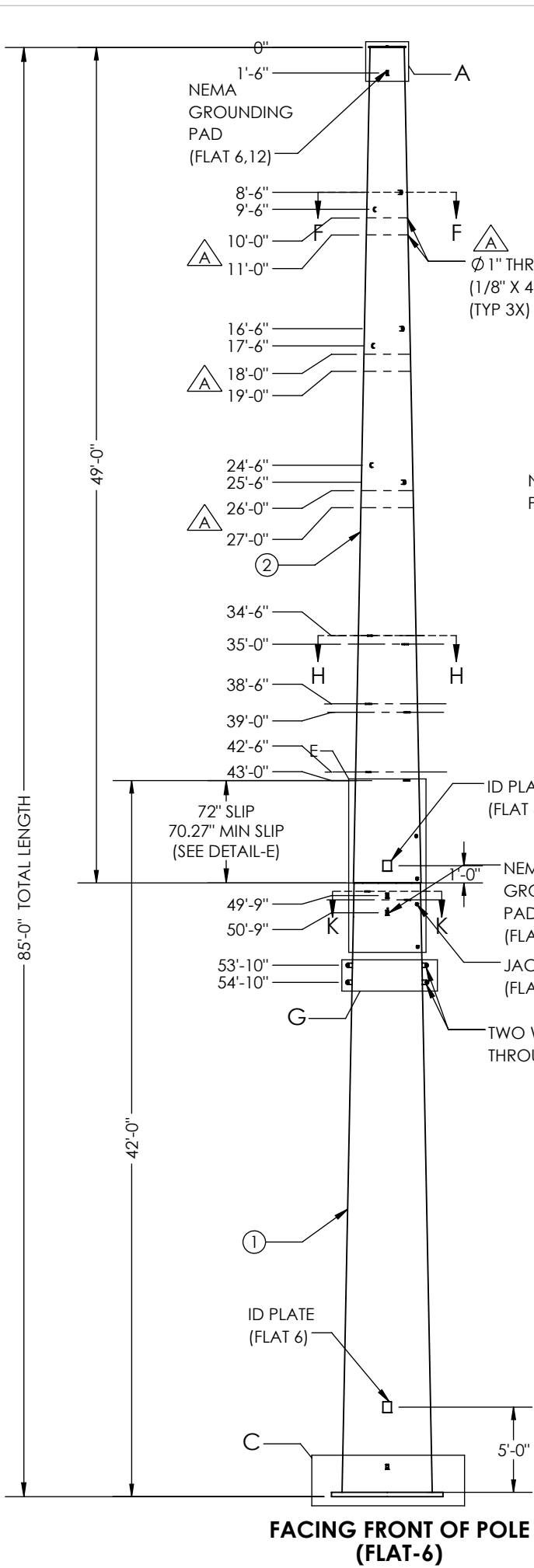
DETAIL N



SECTION Q-Q

QTY: 1

<small>THIS DWG IS PROPERTY OF CHM INDUSTRIES AND CONTAINS PROPRIETARY INFORMATION WHICH MAY NOT BE COPIED OR REPRODUCED WITHOUT PRIOR WRITTEN CONSENT FROM CHM INDUSTRIES.</small>		<small>DIMENSIONS ARE IN INCHES UNLESS OTHERWISE SPECIFIED</small>		SPECIFICATIONS MATERIAL: - FINISH: GALVANIZED SCALE: NTS		BY CREATED: KSC CHKD: - LAST REV.: TG		DATE 09/29/2022 10/14/2022		JOB NO. 22-10571		PART NO. 10571-7900		DWG NO. 10571-7900-STR#85 <small>SHEET: 2 of 2</small>		REV. A	
		700 E. MCCLEROY, SUITE A SAGINAW, TEXAS 76179 682.286.0046 PH 682.286.0086 FX CHMINDUSTRIES.COM		<small>BREAK ALL SHARP EDGES .005/.015. REMOVE ALL BURRS AND CHIPS</small>		<small>TOLERANCES UNLESS OTHERWISE SPECIFIED</small> GENERAL TOLERANCE: ±1/16 ANGULAR: ±0.5°		THIRD ANGLE PROJECTION		GREENVILLE UTILITIES DE-30L 2D ARM 1-CD							
		DO NOT SCALE DRAWING															



TOP WEIGHT: 6,622 lbs
BOT WEIGHT: 13,669 lbs
(INCLUDES 6% FOR GALVANIZING)

STR : # 99
 POLE HT: 85FT
 DWG. NO:
 MM/YYYY
 MFR.WO-NO:
 GUC
 WT : XX LBS
 UGLM: 7017.56 FT-K

ID TAG DETAIL
 3/8" ENGRAVED

ITEM NO.	PART NUMBER	DESCRIPTION	MATERIAL	QTY.
1	10571-SECA052	SECTION, POLE, 63.90" X 43.78" X 0.4375" X 42'-0"	A572 GR.65	1
2	10571-SECB052	SECTION, POLE, 47.48" X 24" X 0.3125" X 49'-0"	A572 GR.65	1
3	10529-A-PC016	POLE VANG, 31.1" X 25.847" X 0.625" THK	A572 GR.65	1
4	42107	Bolt, 1/2-13 x 1 1/2", SS, HH, Full Thread	SS	1

POLE HOLE CHART		
HOLE SIZE Ø (IN.)	DISTANCE FROM TOP OF POLE	FLAT
1	10'-0"	3,9
1	11'-0"	3,9
1	18'-0"	3,9
1	19'-0"	3,9
1	26'-0"	3,9
1	27'-0"	3,9
7/8	34'-1"	3,9
7/8	34'-11"	3,9
7/8	37'-7"	3,9
7/8	38'-5"	3,9
7/8	41'-1"	3,9
7/8	41'-11"	3,9
11/16	49'-9"	3,9
11/16	50'-6"	6,12
11/16	51'-0"	3,9

GENERAL NOTES:

- SHAFT DIMENSIONS ARE 12 SIDED MEASURED FLAT TO FLAT.
- ALL FULL PENETRATION WELDS TO BE U.T. INSPECTED.
- WELDING CODE AWS D1.1.
- FINISH HOT DIP GALVANIZED

QTY: 1

THIS DWG IS PROPERTY OF CHM INDUSTRIES AND CONTAINS PROPRIETARY INFORMATION WHICH MAY NOT BE COPIED OR REPRODUCED WITHOUT PRIOR WRITTEN CONSENT FROM CHM INDUSTRIES.

CHM INDUSTRIES

700 E. MCCLEROY, SUITE A
 SAGINAW, TEXAS 76179
 682.286.0046 PH
 682.286.0086 FX
 CHMINDUSTRIES.COM

BREAK ALL SHARP EDGES 0.05/0.15.
 REMOVE ALL BURRS AND CHIPS

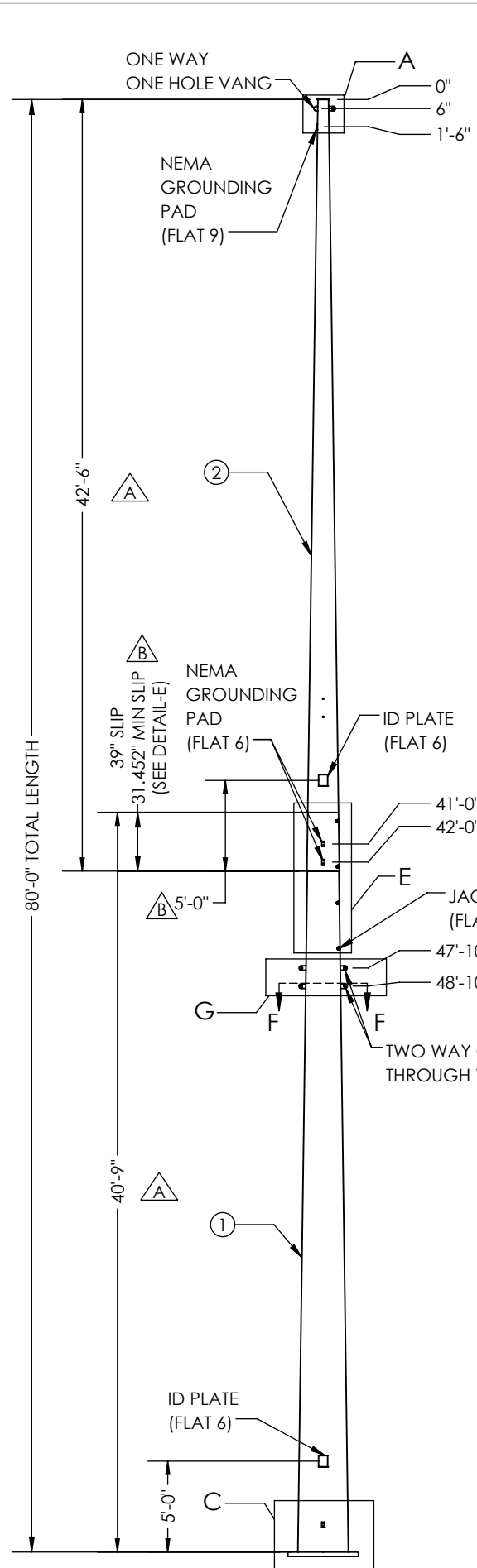
DIMENSIONS ARE IN INCHES UNLESS OTHERWISE SPECIFIED

TOLERANCES UNLESS OTHERWISE SPECIFIED

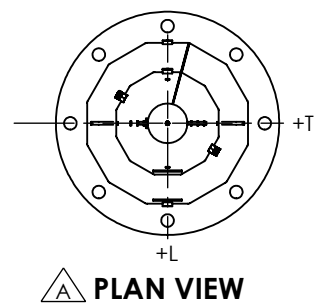
GENERAL TOLERANCE : ±1/16
 ANGULAR : ±0.5°

SPECIFICATIONS	BY	DATE	JOB NO.	PART NO.	DWG NO.	REV.
MATERIAL: -	CREATED: SR	06/22/2022	22-10571	10571-8000	10571-8000_STR#99	A
FINISH: GALVANIZED	CHK'D: -	-			SHEET: 1 of 1	
SCALE: NTS B	LAST REV.: CPT	09/23/2022				
DO NOT SCALE DRAWING	THIRD ANGLE PROJECTION					

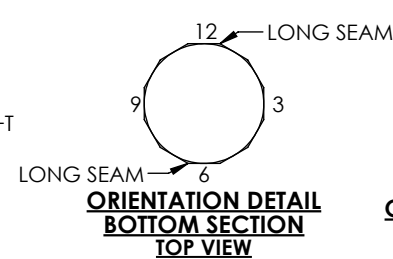
GREENVILLE UTILITIES
 STR# 99-85'



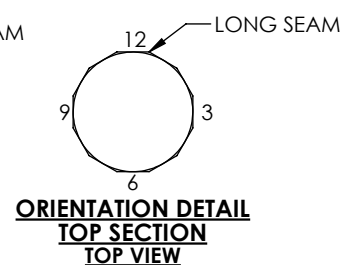
FACING FRONT OF POLE (FLAT-6)



PLAN VIEW



**ORIENTATION DETAIL
BOTTOM SECTION
TOP VIEW**

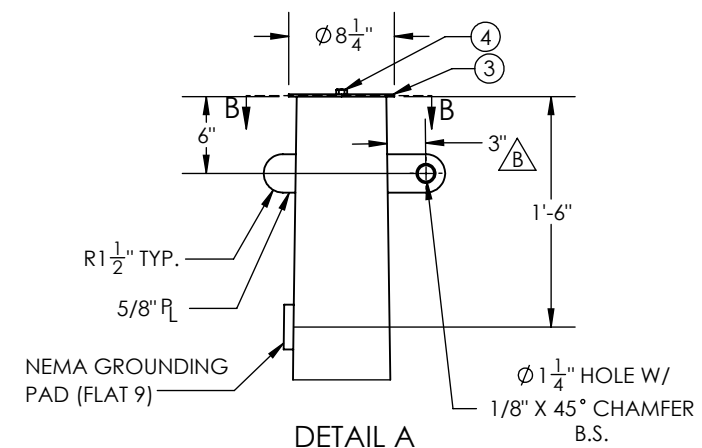


**ORIENTATION DETAIL
TOP SECTION
TOP VIEW**

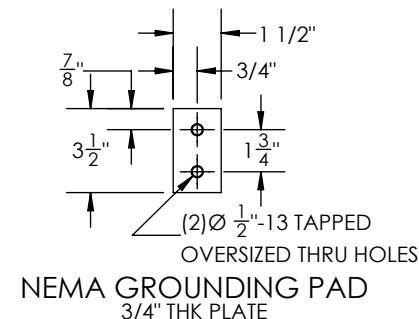
TOP WEIGHT: 1518.20 lbs
BOT WEIGHT: 3605.38 lbs
(INCLUDES 6% FOR GALVANIZING)

STR: #100
HT: 80FT
DWG. NO:
MM/YYYY
MFR. WO-NO:
GUC
WT: XX LBS
UGLM: 1159.78 FT-K

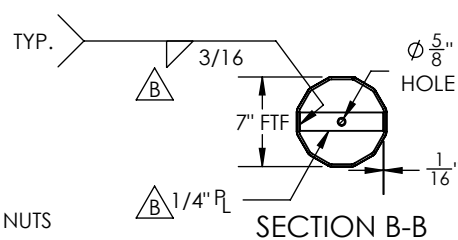
ID TAG DETAIL
3/8" ENGRAVED



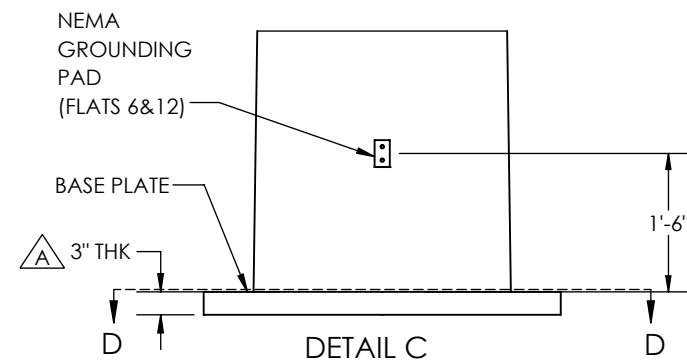
DETAIL A



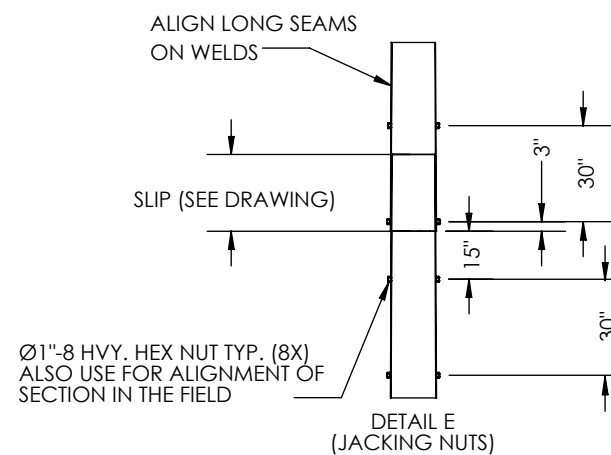
NEMA GROUNDING PAD
3/4" THK PLATE



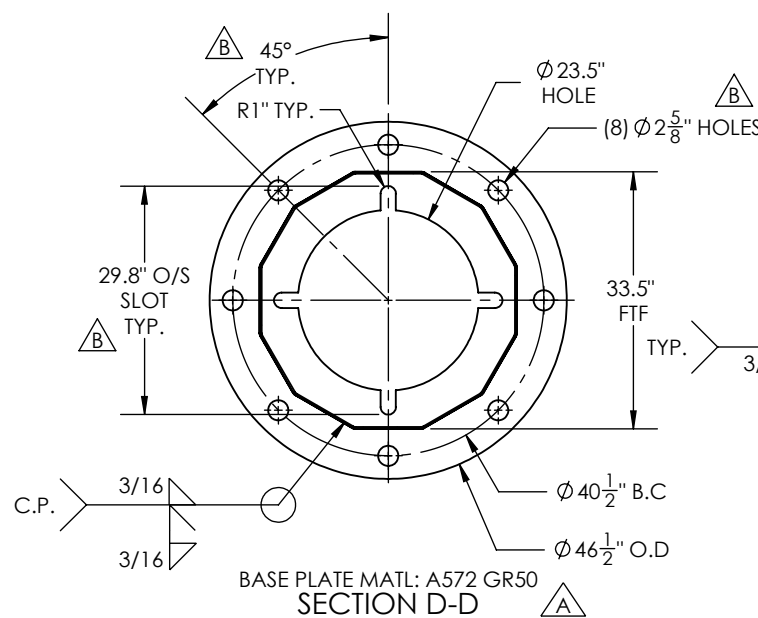
SECTION B-B



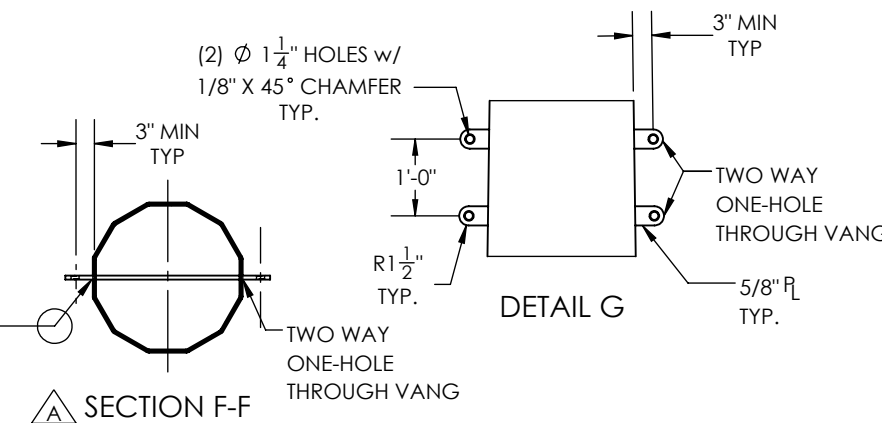
DETAIL C



DETAIL E (JACKING NUTS)



BASE PLATE MATL: A572 GR50
SECTION D-D



SECTION F-F

GENERAL NOTES:
1. SHAFT DIMENSIONS ARE 12 SIDED MEASURED FLAT TO FLAT.
2. ALL FULL PENETRATION WELDS TO BE U.T. INSPECTED.
3. WELDING CODE AWS D1.1.
4. FINISH HOT DIP GALVANIZED

QTY: 1

ITEM NO.	PART NUMBER	DESCRIPTION	MATERIAL	QTY.
1	10571-SECA057	SECTION, POLE, 33.50" X 19.75" X 0.25" X 40'-9"	A572 GR.65	1
2	10571-SECB057	SECTION, POLE, 21.34" X 7" X 0.1875" X 42'-6"	A572 GR.65	1
3	10571-A-PC010	POLE CAP, Ø8.25" X 0.1875"	A572 GR.65	1
4	42107	BOLT, 1/2-13 X 1 1/2", SS, HH, FULL THREAD	SS	1

POLE HOLE CHART		
HOLE SIZE Ø (IN.)	DISTANCE FROM TOP OF POLE	FLAT
1	8'-0"	3,9
1	9'-0"	3,9
1	16'-0"	3,9
1	17'-0"	3,9
1	24'-0"	3,9
1	25'-0"	3,9
13/16	33'-0"	6,12
13/16	34'-0"	6,12
11/16	43'-6"	3,9
11/16	44'-6"	3,9

THIS DWG IS PROPERTY OF CHM INDUSTRIES AND CONTAINS PROPRIETARY INFORMATION WHICH MAY NOT BE COPIED OR REPRODUCED WITHOUT PRIOR WRITTEN CONSENT FROM CHM INDUSTRIES.

CHM INDUSTRIES

700 E. MCCLEROY, SUITE A
SAGINAW, TEXAS 76179
682.286.0046 PH
682.286.0086 FX
CHMINDUSTRIES.COM

DIMENSIONS ARE IN INCHES UNLESS OTHERWISE SPECIFIED

TOLERANCES UNLESS OTHERWISE SPECIFIED
GENERAL TOLERANCE: ±1/16
ANGULAR: ±0.5°

SPECIFICATIONS
MATERIAL: -
FINISH: GALVANIZED
SCALE: NTS B
DO NOT SCALE DRAWING

BY
CREATED: PS
CHK'D: -
LAST REV.: KSC
THIRD ANGLE PROJECTION

DATE
06/14/2022
09/29/2022

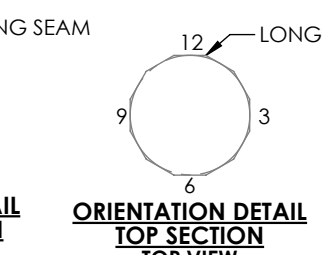
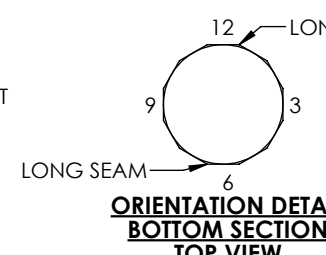
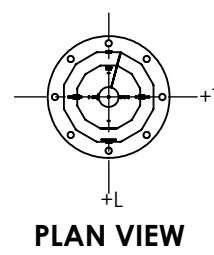
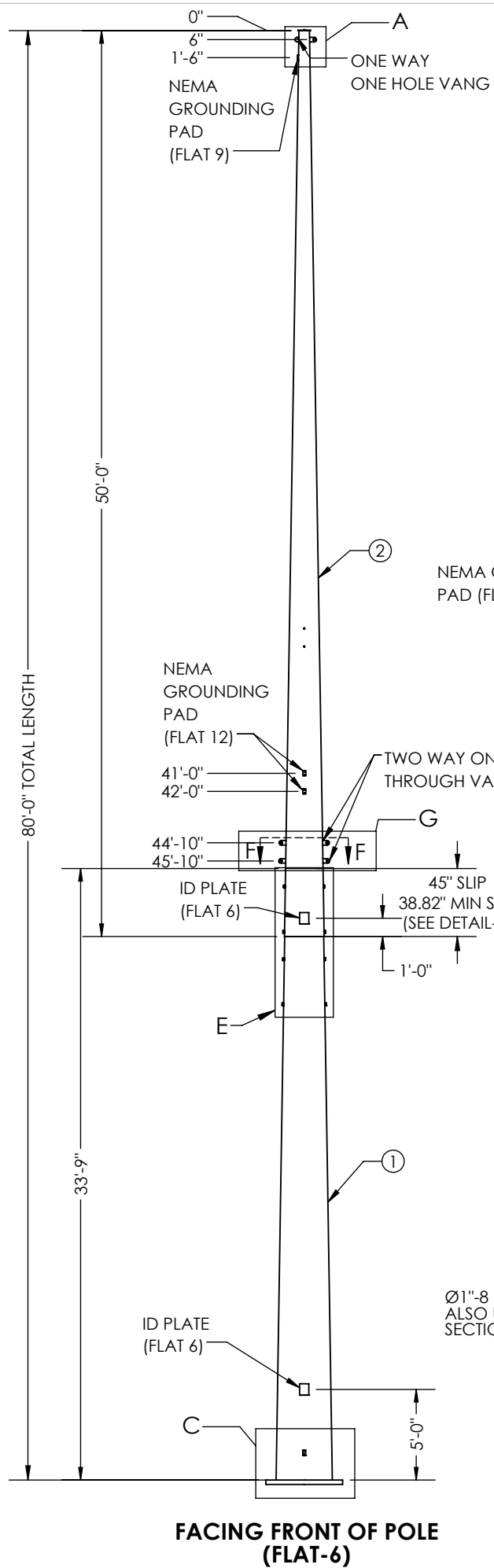
JOB NO. 22-10571

PART NO. 10571-8100

DWG. NO. 10571-8100_STR#100
SHEET: 1 of 1

REV. B

GREENVILLE UTILITIES
STR#100-80'

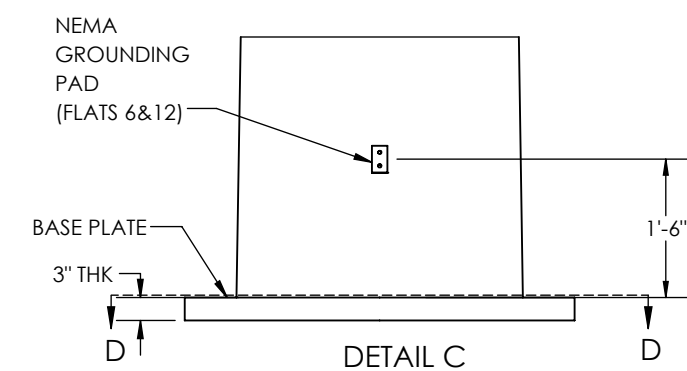
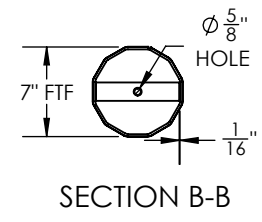
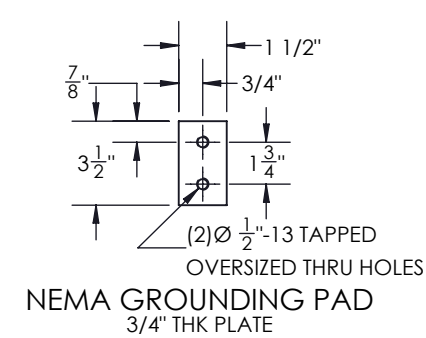
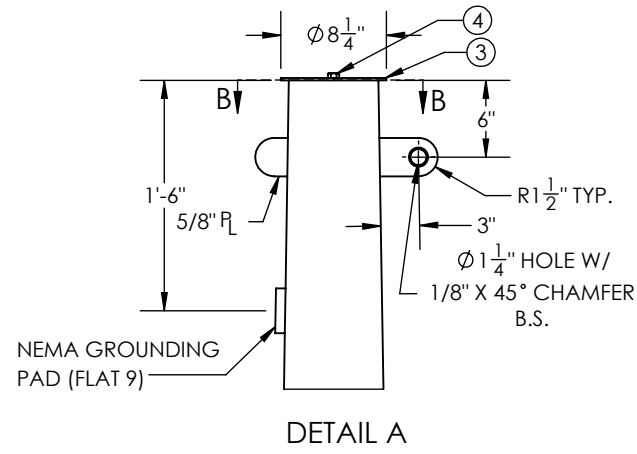


TOP WEIGHT: 1834 lbs
BOT WEIGHT: 4226lbs
(INCLUDES 6% FOR GALVANIZING)

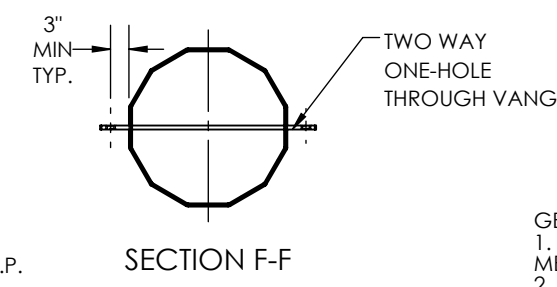
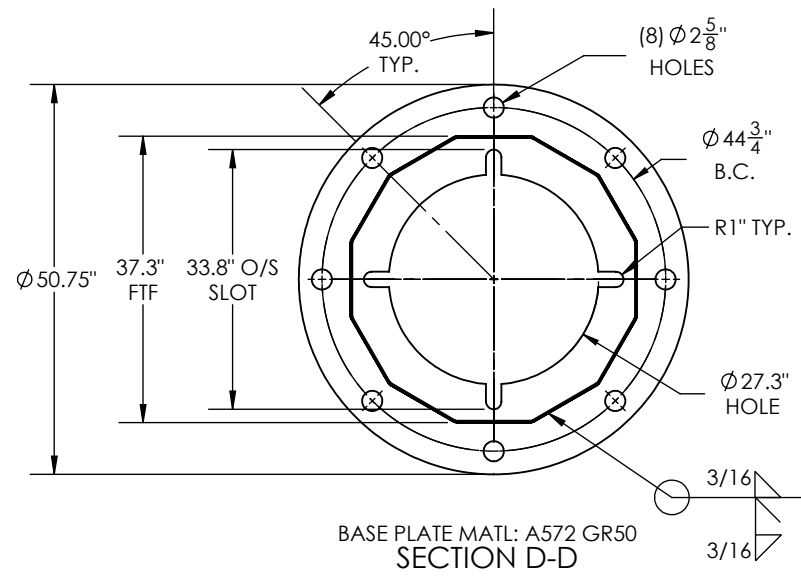
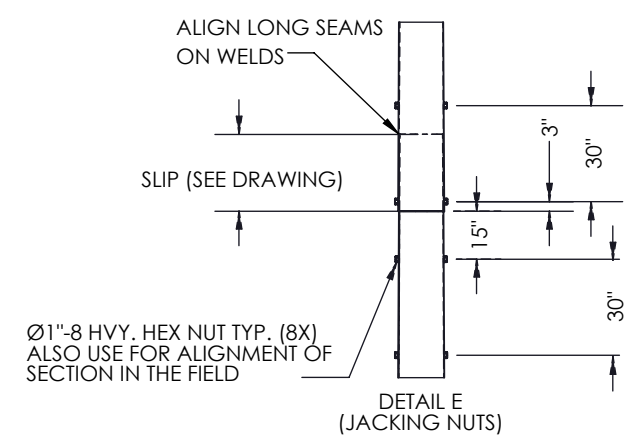
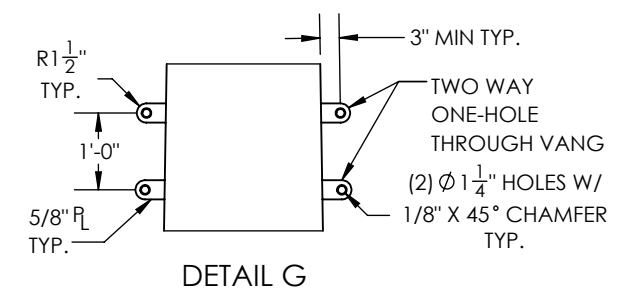
STR : #T01
 HT: 80FT
 DWG. NO:
 MFR.WO-NO:
 MM/YYYY
 GUC
 WT : XX LBS
 UGLM: 1347.62 FT.-K

ID TAG DETAIL
 3/8" ENGRAVED

ITEM NO.	PART NUMBER	DESCRIPTION	MATERIAL	QTY.
1	10571-SECA058	SECTION, POLE, 37.30" X 24.31" X 0.25" X 33'-9"	A572 GR.65	1
2	10571-SECB058	SECTION, POLE, 26.25" X 7" X 0.1875" X 50'-0"	A572 GR.65	1
3	10571-A-PC010	POLE CAP, Ø8.25" X 0.1875"	A572 GR.65	1
4	42107	BOLT, 1/2-13 X 1 1/2", SS, HH, FULL THREAD	SS	1



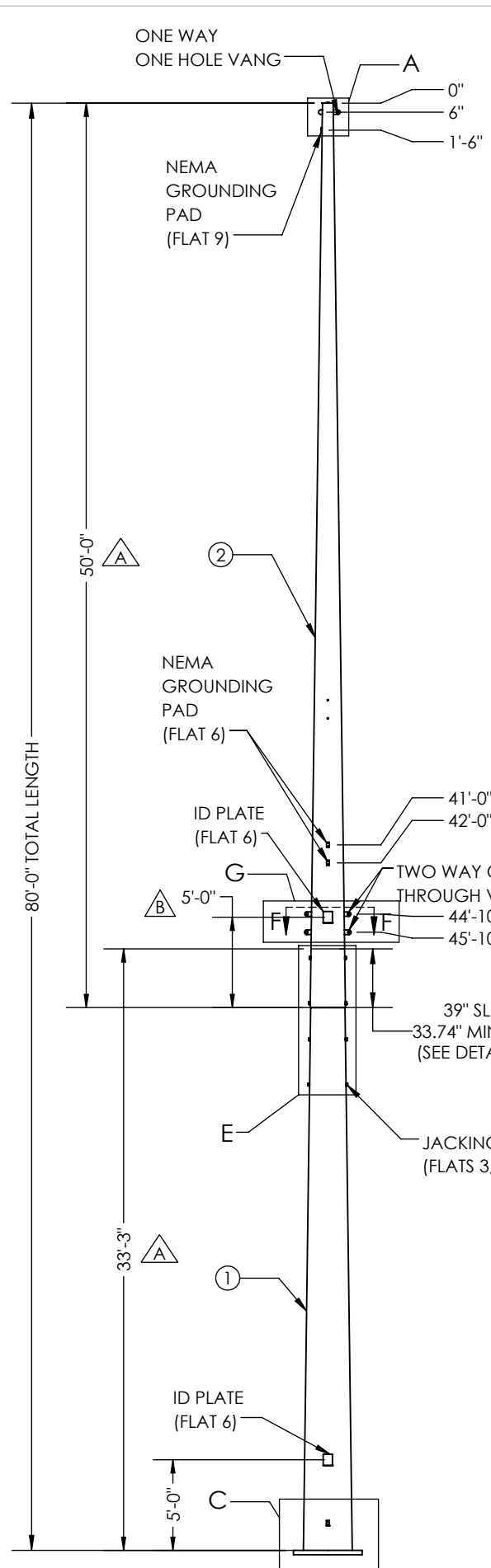
POLE HOLE CHART		
HOLE SIZE Ø (IN.)	DISTANCE FROM TOP OF POLE	FLAT
1	8'-0"	3,9
1	9'-0"	3,9
1	16'-0"	3,9
1	17'-0"	3,9
1	24'-0"	3,9
1	25'-0"	3,9
13/16	33'-0"	6,12
13/16	34'-0"	6,12
11/16	40'-6"	3,9
11/16	41'-6"	3,9



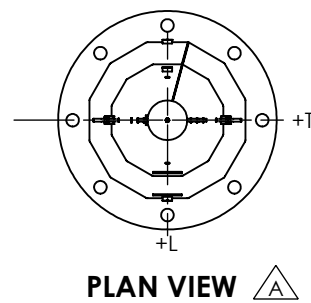
GENERAL NOTES:
 1. SHAFT DIMENSIONS ARE 12 SIDED MEASURED FLAT TO FLAT.
 2. ALL FULL PENETRATION WELDS TO BE U.T. INSPECTED.
 3. WELDING CODE AWS D1.1.
 4. FINISH HOT DIP GALVANIZED

QTY: 1

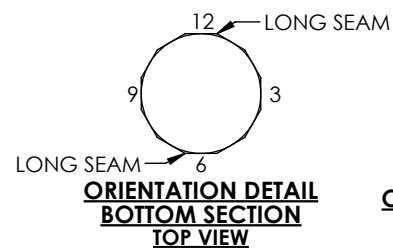
	700 E. MCCLEROY, SUITE A SAGINAW, TEXAS 76179 682.286.0046 PH 682.286.0086 FX CHMINDUSTRIES.COM	DIMENSIONS ARE IN INCHES UNLESS OTHERWISE SPECIFIED TOLERANCES UNLESS OTHERWISE SPECIFIED GENERAL TOLERANCE: ±1/16 ANGULAR: ±0.5°	SPECIFICATIONS MATERIAL: - FINISH: GALVANIZED SCALE: NTS B DO NOT SCALE DRAWING	BY: PG DATE: 06/14/2022 THIRD ANGLE PROJECTION	JOB NO.: 22-10571 PART NO.: 10571-8200 DWG. NO.: 10571-8200_STR#101 SHEET: 1 of 1	REV. -
	GREENVILLE UTILITIES STR#101-80'					



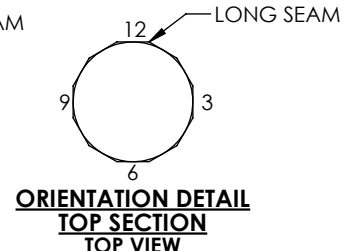
FACING FRONT OF POLE (FLAT-6)



PLAN VIEW A



ORIENTATION DETAIL BOTTOM SECTION TOP VIEW



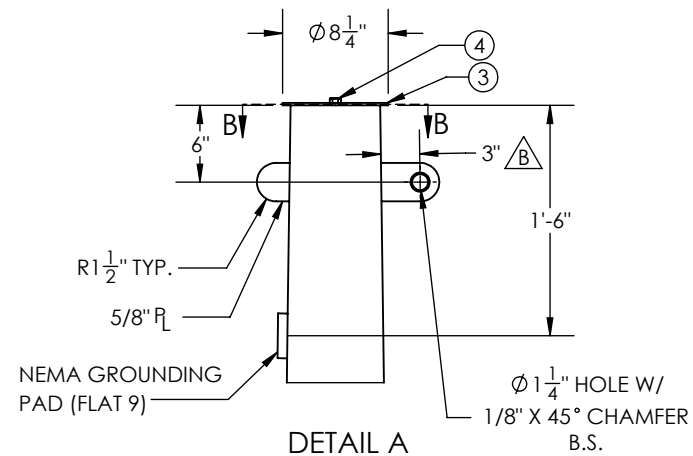
ORIENTATION DETAIL TOP SECTION TOP VIEW

TOP WEIGHT: 1646.82 lbs
 BOT WEIGHT: 3259.11 lbs
 (INCLUDES 6% FOR GALVANIZING)

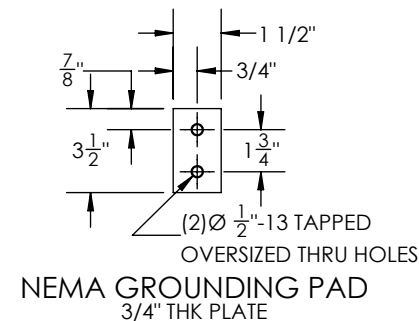
STR: #T02
 HT: 80FT
 DWG. NO:
 MM/YYYY
 MFR. WO-NO:
 GUC
 WT: XX LBS
 UGLM: 1109.44 FT-K

ID TAG DETAIL 3/8" ENGRAVED

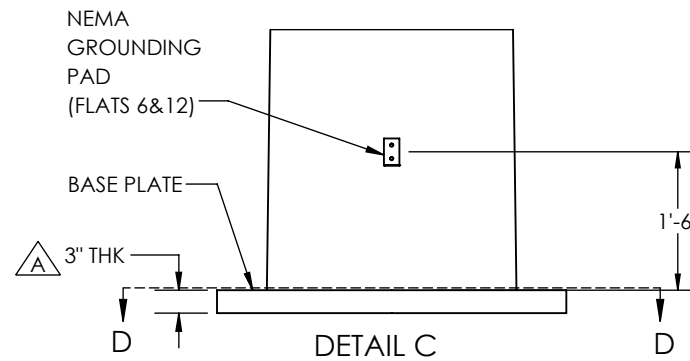
ITEM NO.	PART NUMBER	DESCRIPTION	MATERIAL	QTY.
1	10571-SECA059	SECTION, POLE, 32.50" X 21.69" X 0.25" X 33'-3"	A572 GR.65	1
2	10571-SECB059	SECTION, POLE, 23.25" X 7" X 0.1875" X 50'-0"	A572 GR.65	1
3	10571-A-PC010	POLE CAP, Ø8.25" X 0.1875"	A572 GR.65	1
4	42107	BOLT, 1/2-13 X 1 1/2", SS, HH, FULL THREAD	SS	1



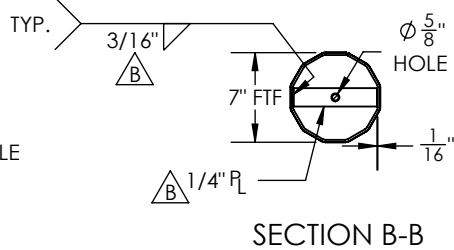
DETAIL A



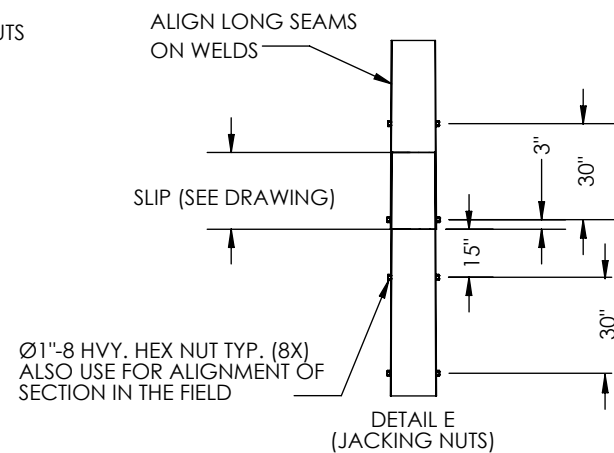
NEMA GROUNDING PAD 3/4" THK PLATE



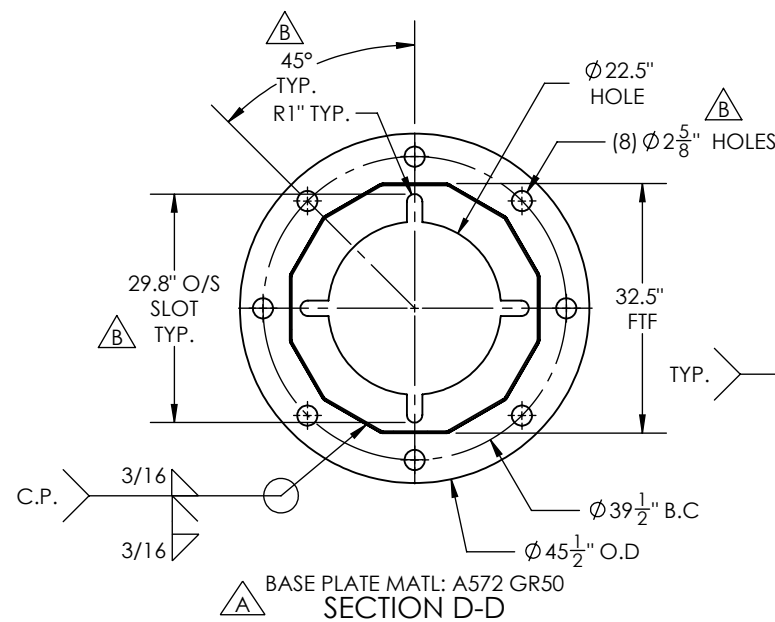
DETAIL C



SECTION B-B

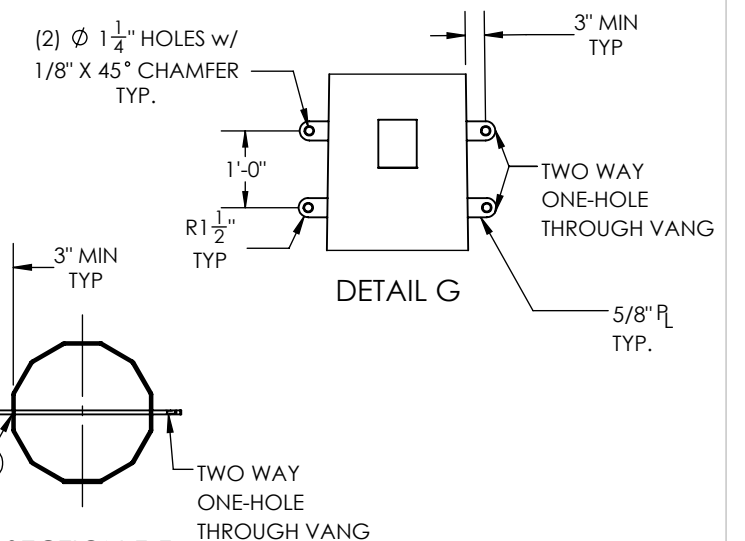


DETAIL E (JACKING NUTS)



BASE PLATE MATL: A572 GR50 SECTION D-D

POLE HOLE CHART		
HOLE SIZE Ø (IN.)	DISTANCE FROM TOP OF POLE	FLAT
1	8'-0"	3,9
1	9'-0"	3,9
1	16'-0"	3,9
1	17'-0"	3,9
1	24'-0"	3,9
1	25'-0"	3,9
13/16	33'-0"	6,12
13/16	34'-0"	6,12
11/16	40'-6"	3,9
11/16	41'-6"	3,9



DETAIL G

SECTION F-F

GENERAL NOTES:
 1. SHAFT DIMENSIONS ARE 12 SIDED MEASURED FLAT TO FLAT.
 2. ALL FULL PENETRATION WELDS TO BE U.T. INSPECTED.
 3. WELDING CODE AWS D1.1.
 4. FINISH HOT DIP GALVANIZED QTY: 1

THIS DWG IS PROPERTY OF CHM INDUSTRIES AND CONTAINS PROPRIETARY INFORMATION WHICH MAY NOT BE COPIED OR REPRODUCED WITHOUT PRIOR WRITTEN CONSENT FROM CHM INDUSTRIES.

700 E. MCCLEROY, SUITE A SAGINAW, TEXAS 76179
 682.286.0046 PH
 682.286.0086 FX
 CHMINDUSTRIES.COM

BREAK ALL SHARP EDGES 005/015.
 REMOVE ALL BURRS AND CHIPS

TOLERANCES UNLESS OTHERWISE SPECIFIED
 GENERAL TOLERANCE: ±1/16
 ANGULAR: ±0.5°

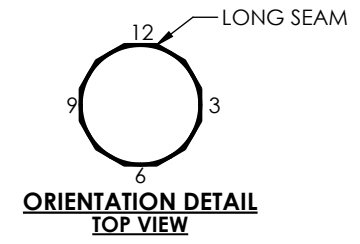
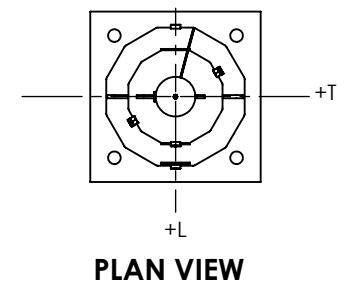
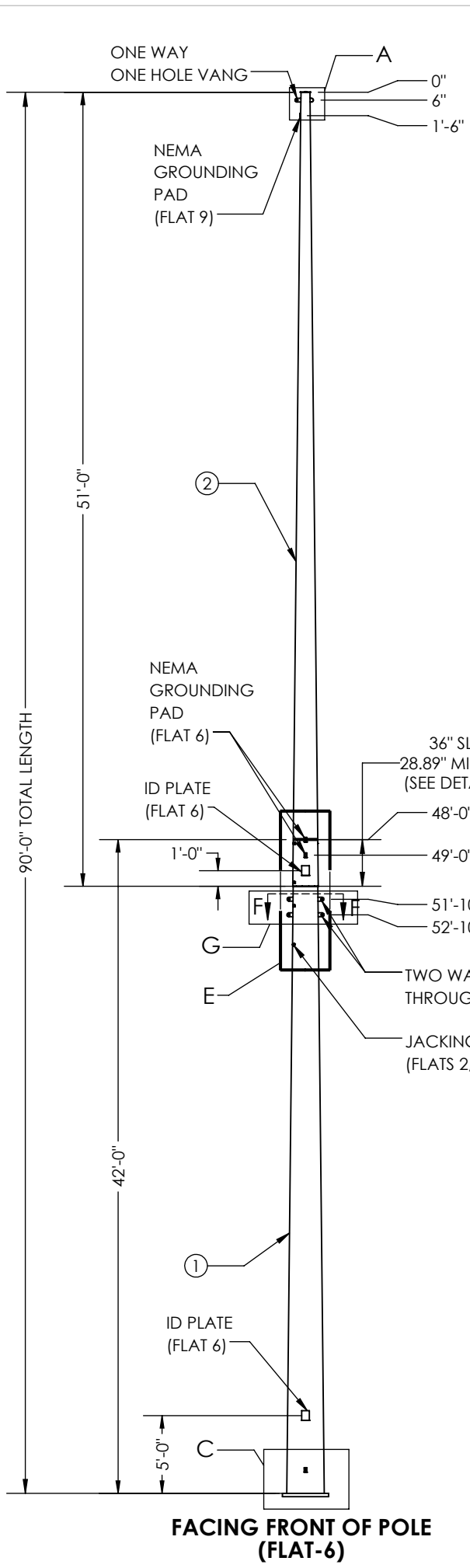
SPECIFICATIONS
 MATERIAL: -
 FINISH: GALVANIZED
 SCALE: NTS B
 DO NOT SCALE DRAWING

BY: PS
 DATE: 06/14/2022
 CHK'D: -
 LAST REV.: KSC 09/29/2022
 THIRD ANGLE PROJECTION

JOB NO.: 22-10571
 PART NO.: 10571-8300
 DWG. NO.: 10571-8300_STR#102
 SHEET: 1 of 1

GREENVILLE UTILITIES
 STR#102-80'

REV. B

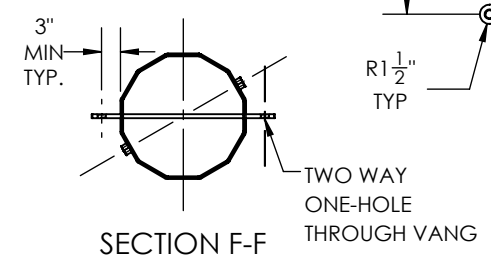
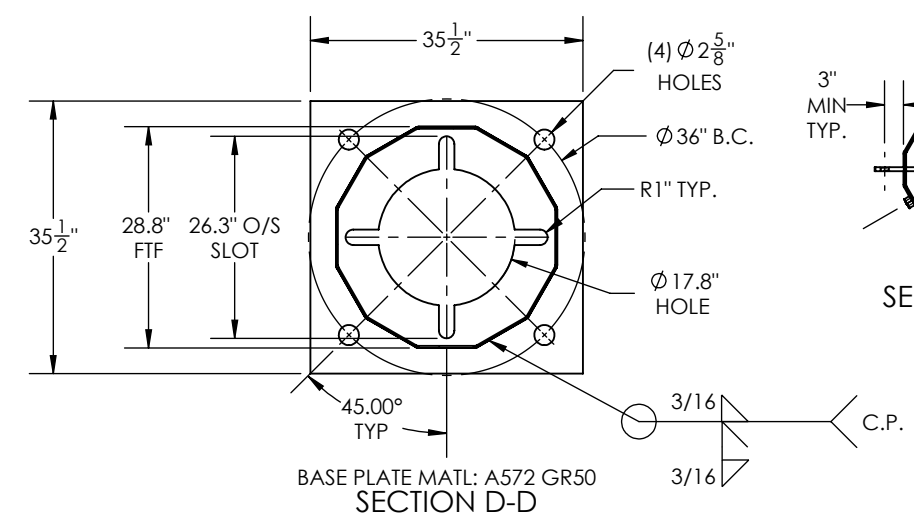
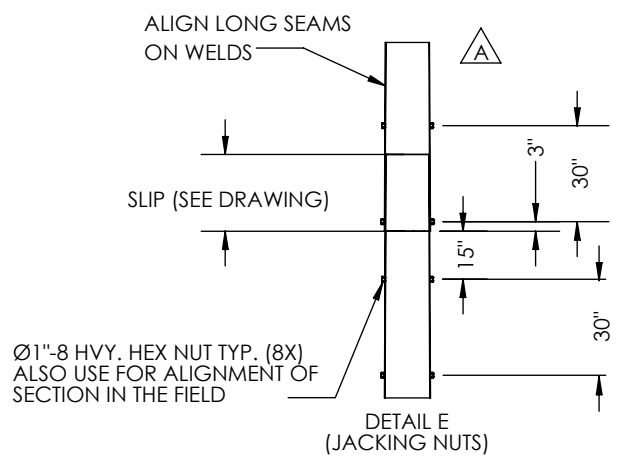
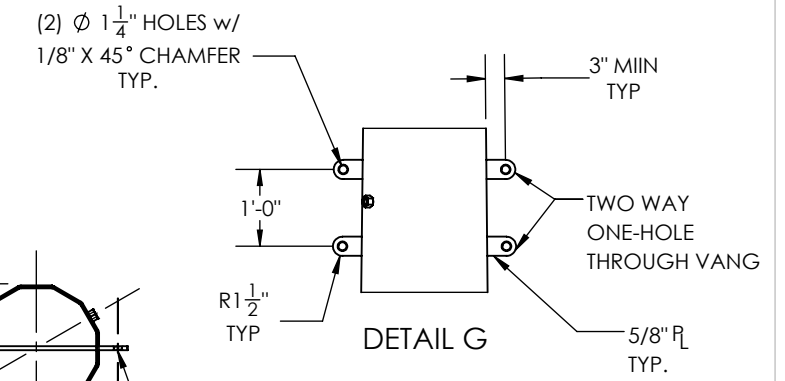
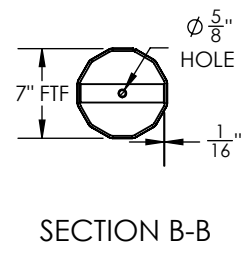
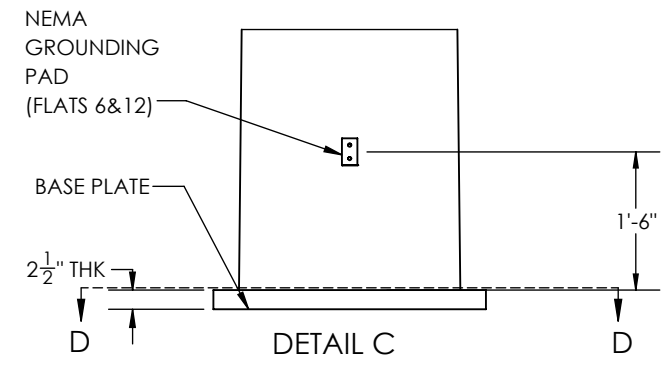
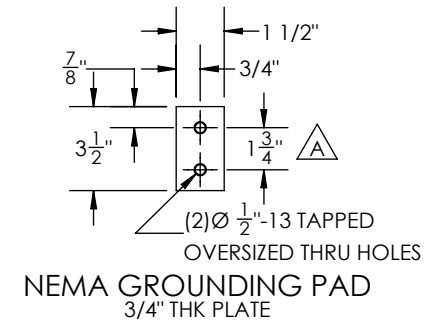
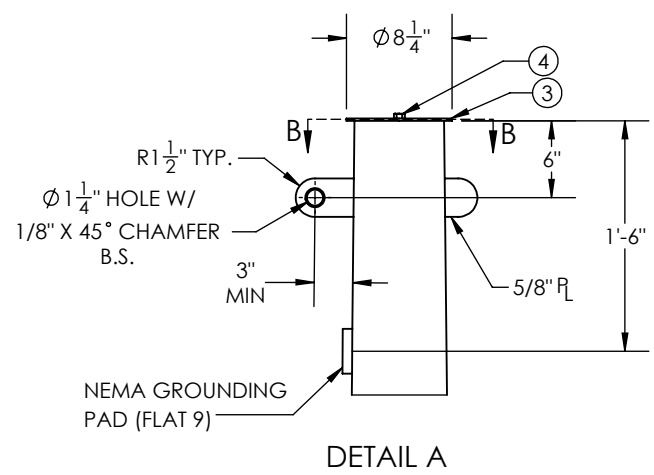


TOP WEIGHT: 1469.11 lbs
 BOT WEIGHT: 3593.54 lbs
 (INCLUDES 6% FOR GALVANIZING)

STR: #114
 HT: 90FT
 DWG. NO:
 MM/YYYY
 MFR.WO-NO:
 GUC
 WT: XX LBS
 UGLM: 900.69 FT.-K
ID TAG DETAIL
 3/8" ENGRAVED

ITEM NO.	PART NUMBER	DESCRIPTION	MATERIAL	QTY.
1	10571-SECA060	SECTION, POLE, 28.80" X 18.39" X 0.25" X 42'-0"	A572 GR.65	1
2	10571-SECB060	SECTION, POLE, 19.64" X 7" X 0.1875" X 51'-0"	A572 GR.65	1
3	10571-A-PC010	POLE CAP, Ø 8.25" X 0.1875"	A572 GR.65	1
4	42107	BOLT, 1/2-13 X 1 1/2", SS, HH, FULL THREAD	SS	1

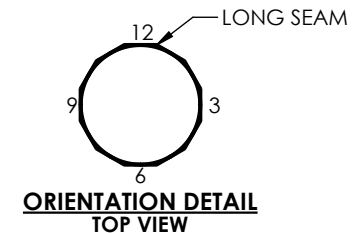
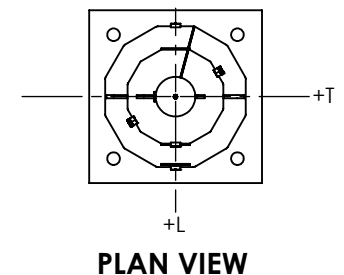
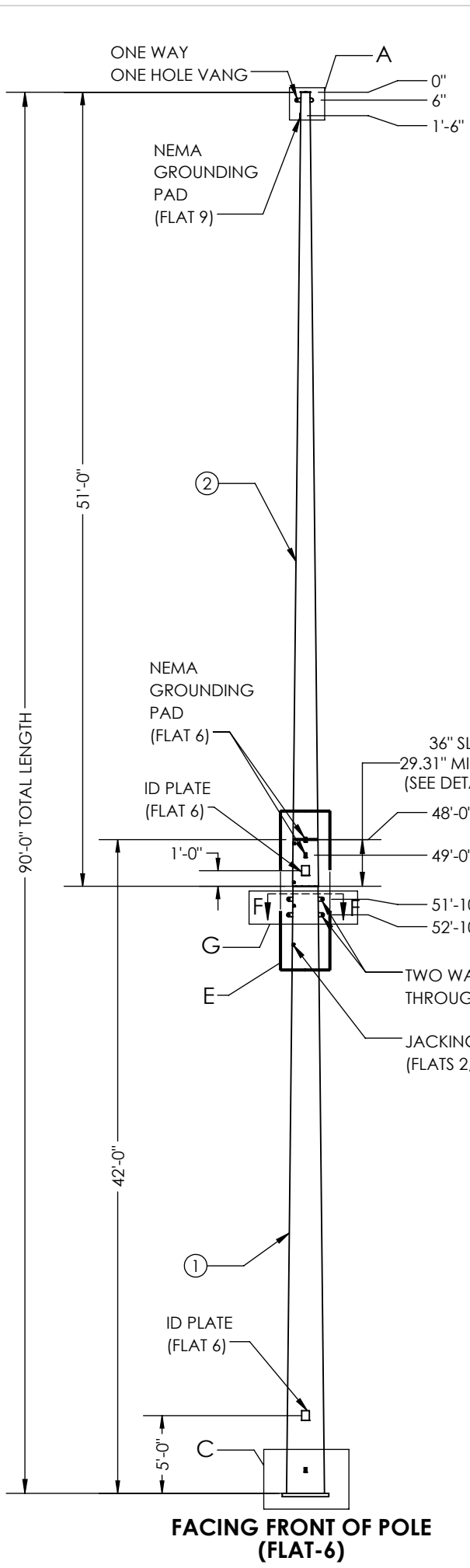
POLE HOLE CHART		
HOLE SIZE Ø (IN.)	DISTANCE FROM TOP OF POLE	FLAT
1	8'-0"	3,9
1	9'-0"	3,9
1	16'-0"	3,9
1	17'-0"	3,9
1	24'-0"	3,9
1	25'-0"	3,9
7/8	33'-1"	3,9
7/8	33'-11"	3,9
7/8	36'-7"	3,9
7/8	37'-5"	3,9
7/8	40'-1"	3,9
7/8	40'-11"	3,9
11/16	47'-6"	3,9
11/16	48'-6"	3,9



GENERAL NOTES:
 1. SHAFT DIMENSIONS ARE 12 SIDED MEASURED FLAT TO FLAT.
 2. ALL FULL PENETRATION WELDS TO BE U.T. INSPECTED.
 3. WELDING CODE AWS D1.1.
 4. FINISH HOT DIP GALVANIZED

QTY: 1

	THIS DWG IS PROPERTY OF CHM INDUSTRIES AND CONTAINS PROPRIETARY INFORMATION WHICH MAY NOT BE COPIED OR REPRODUCED WITHOUT PRIOR WRITTEN CONSENT FROM CHM INDUSTRIES.	DIMENSIONS ARE IN INCHES UNLESS OTHERWISE SPECIFIED	SPECIFICATIONS	BY	DATE	JOB NO.	PART NO.	DWG. NO.	REV.	
	700 E. MCCLEROY, SUITE A SAGINAW, TEXAS 76179 682.286.0046 PH 682.286.0086 FX CHMINDUSTRIES.COM	BREAK ALL SHARP EDGES 0.05/0.15. REMOVE ALL BURRS AND CHIPS	TOLERANCES UNLESS OTHERWISE SPECIFIED	MATERIAL: -	CREATED: PS	06/10/2022	22-10571	10571-8400	10571-8400_STR#114	A
	GENERAL TOLERANCE: ±1/16 ANGULAR: ±0.5°	FINISH: GALVANIZED	SCALE: NTS	CHK'D: -	LAST REV: KSC	09/28/2022	GREENVILLE UTILITIES STR#114-90'			
		DO NOT SCALE DRAWING	THIRD ANGLE PROJECTION							

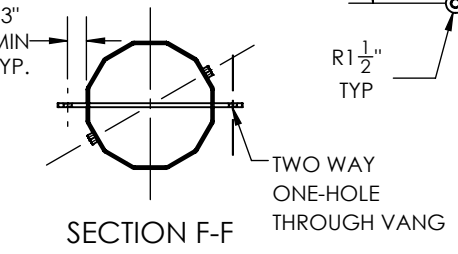
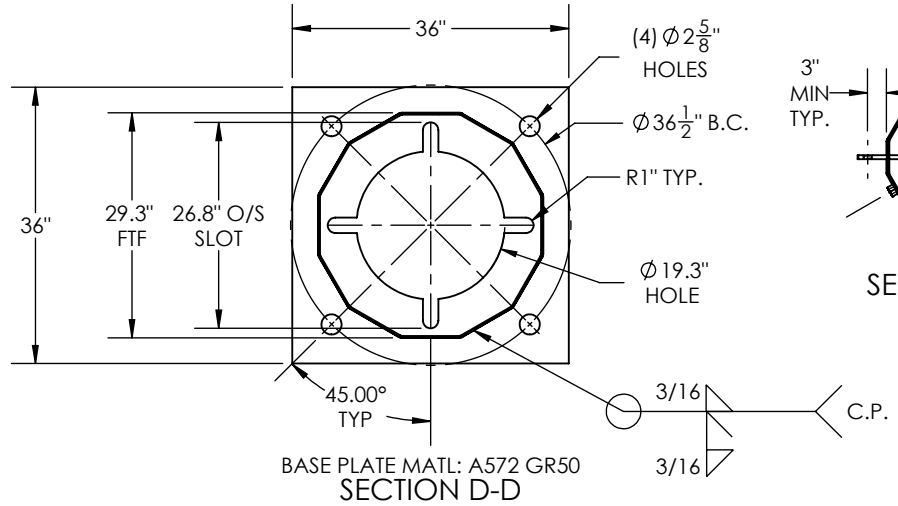
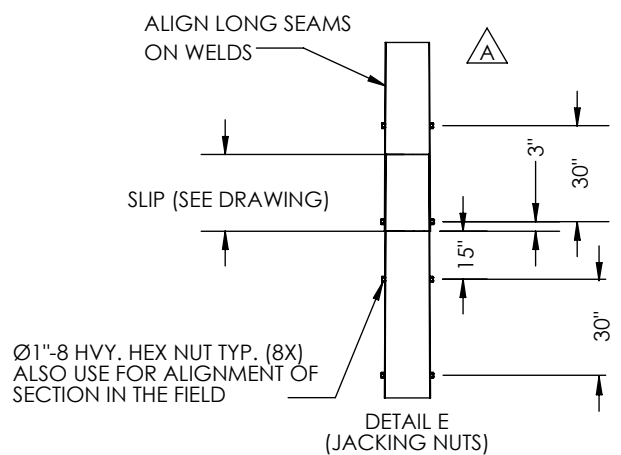
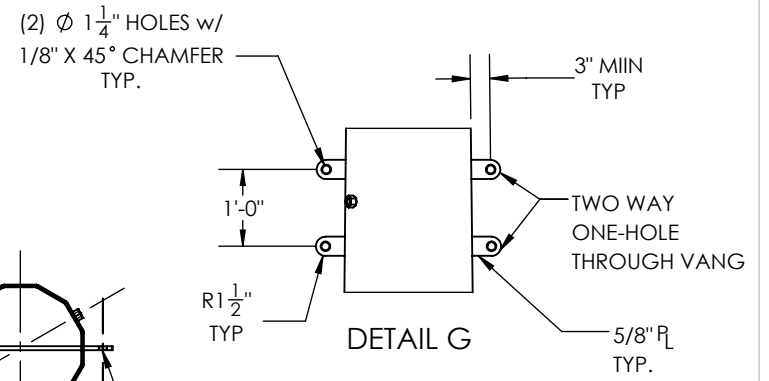
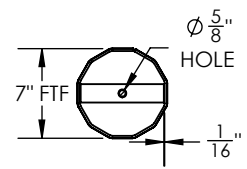
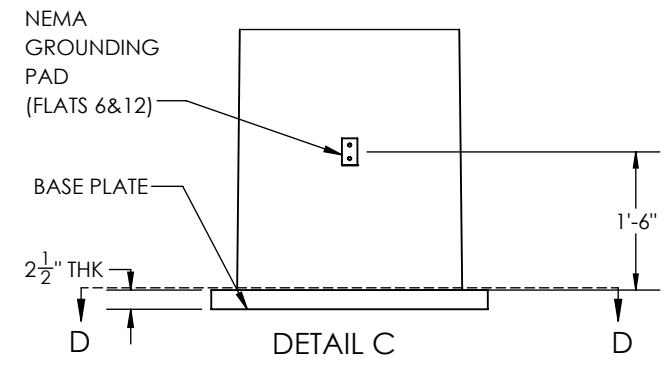
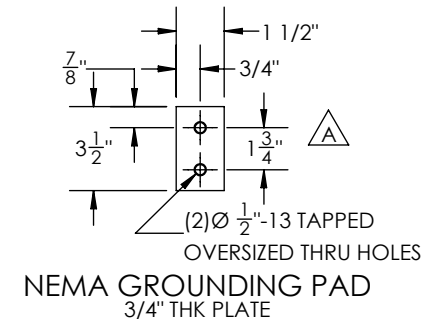
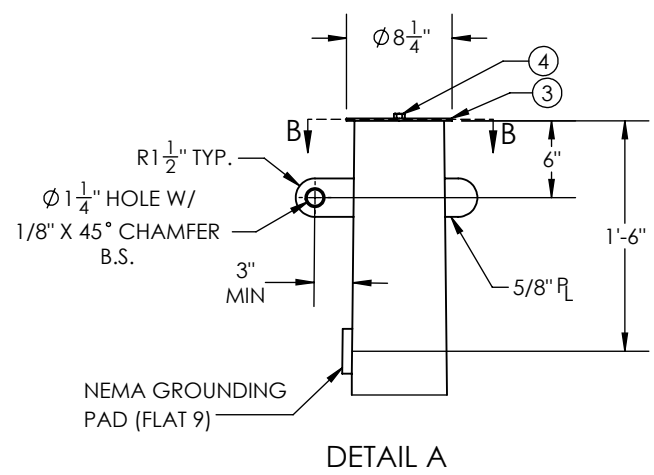


TOP WEIGHT: 1484.94 lbs
 BOT WEIGHT: 3638.15 lbs
 (INCLUDES 6% FOR GALVANIZING)

STR: #115
 HT: 90FT
 DWG. NO:
 MM/YYYY
 MFR.WO-NO:
 GUC
 WT: XX LBS
 UGLM: 932.65 FT.-K
ID TAG DETAIL
 3/8" ENGRAVED

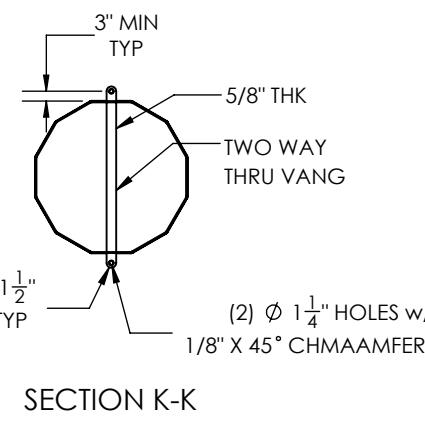
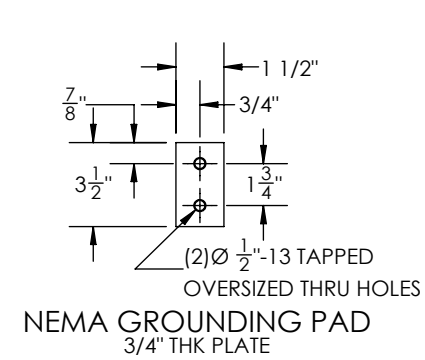
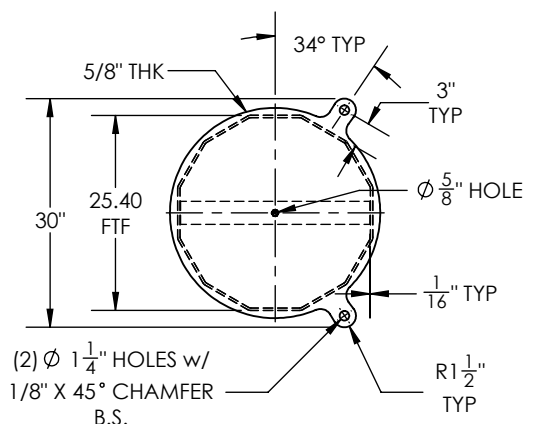
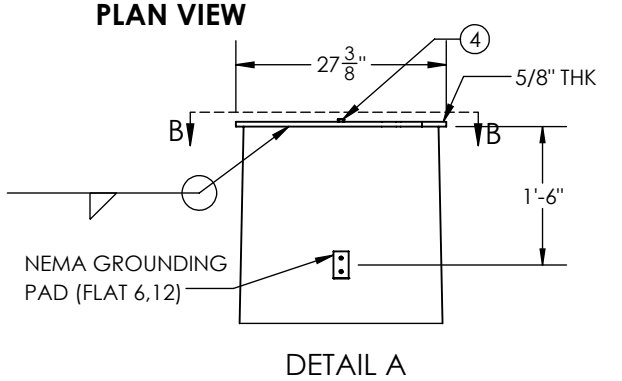
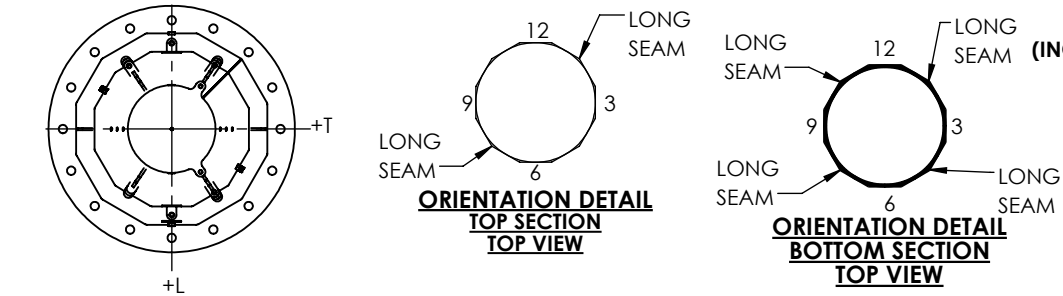
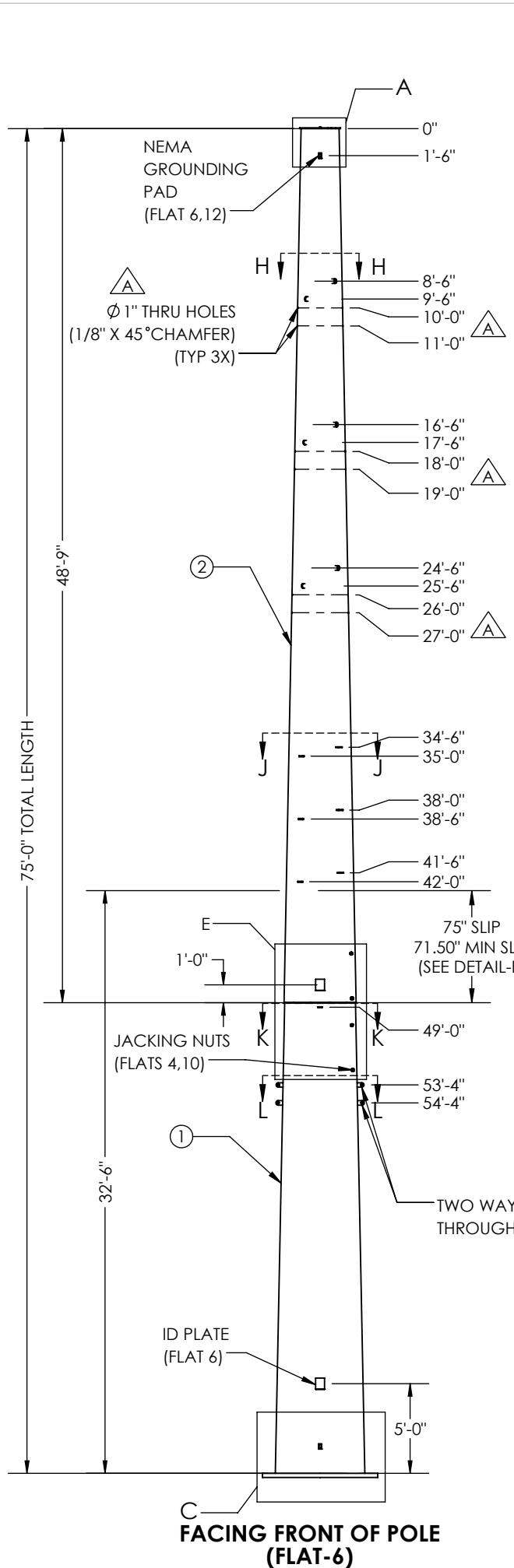
ITEM NO.	PART NUMBER	DESCRIPTION	MATERIAL	QTY.
1	10571-SECA061	SECTION, POLE, 29.30" X 18.66" X 0.25" X 42'-0"	A572 GR.65	1
2	10571-SECB061	SECTION, POLE, 19.92" X 7" X 0.1875" X 51'-0"	A572 GR.65	1
3	10571-A-PC010	POLE CAP, Ø 8.25" X 0.1875"	A572 GR.65	1
4	42107	BOLT, 1/2-13 X 1 1/2", SS, HH, FULL THREAD	SS	1

POLE HOLE CHART		
HOLE SIZE Ø (IN.)	DISTANCE FROM TOP OF POLE	FLAT
1	8'-0"	3,9
1	9'-0"	3,9
1	16'-0"	3,9
1	17'-0"	3,9
1	24'-0"	3,9
1	25'-0"	3,9
7/8	33'-1"	3,9
7/8	33'-11"	3,9
7/8	36'-7"	3,9
7/8	37'-5"	3,9
7/8	40'-1"	3,9
7/8	40'-11"	3,9
11/16	47'-6"	3,9
11/16	48'-6"	3,9



GENERAL NOTES:
 1. SHAFT DIMENSIONS ARE 12 SIDED MEASURED FLAT TO FLAT.
 2. ALL FULL PENETRATION WELDS TO BE U.T. INSPECTED.
 3. WELDING CODE AWS D1.1.
 4. FINISH HOT DIP GALVANIZED

	700 E. MCCLEROY, SUITE A SAGINAW, TEXAS 76179 682.286.0046 PH 682.286.0086 FX CHMINDUSTRIES.COM	BREAK ALL SHARP EDGES 0.05/0.15. REMOVE ALL BURRS AND CHIPS	DIMENSIONS ARE IN INCHES UNLESS OTHERWISE SPECIFIED TOLERANCES UNLESS OTHERWISE SPECIFIED GENERAL TOLERANCE: ±1/16 ANGULAR: ±0.5°	SPECIFICATIONS MATERIAL: - FINISH: GALVANIZED SCALE: NTS B DO NOT SCALE DRAWING	BY: PS DATE: 06/10/2022 CHKD: - LAST REV: KSC 09/28/2022 THIRD ANGLE PROJECTION	JOB NO.: 22-10571 PART NO.: 10571-8500 DWG. NO.: 10571-8500_STR#115 SHEET: 1 of 1	REV. A
				GREENVILLE UTILITIES STR#115-90'		QTY: 1	



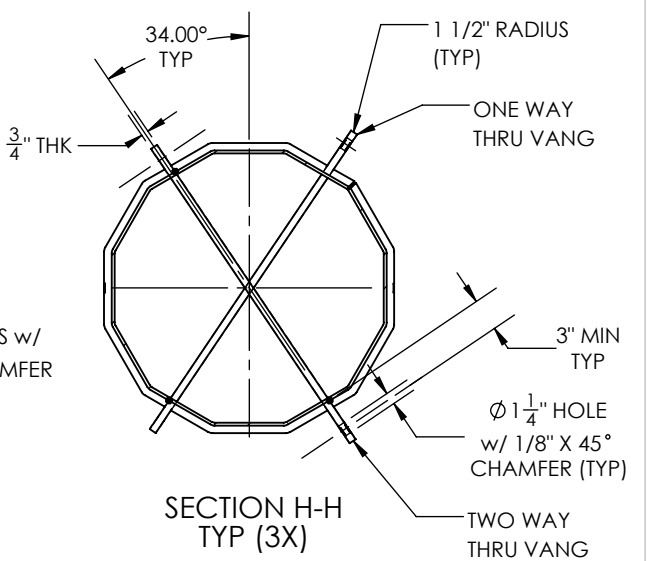
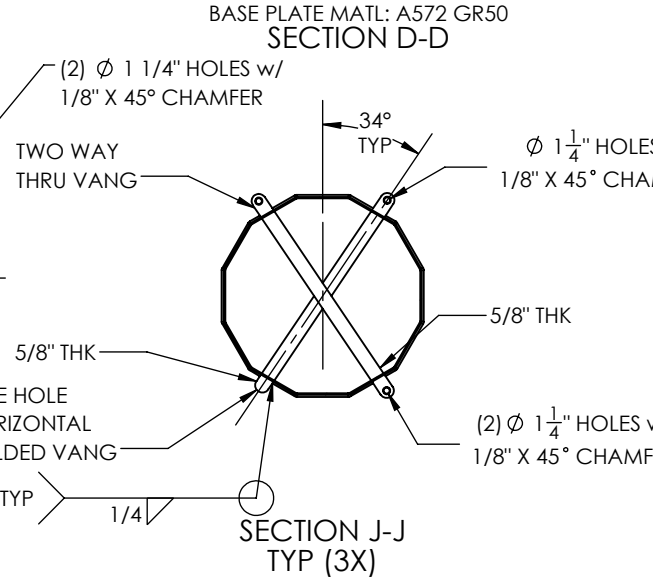
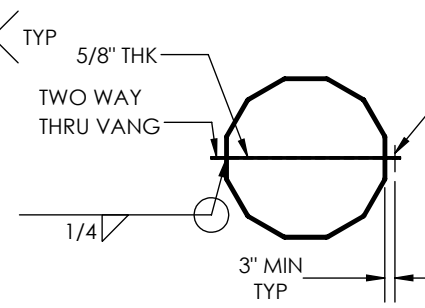
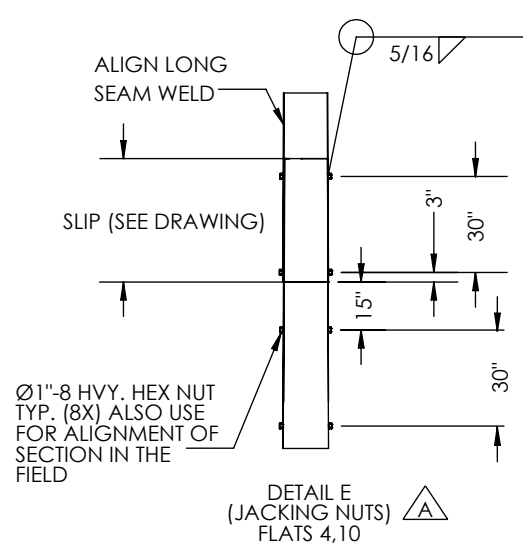
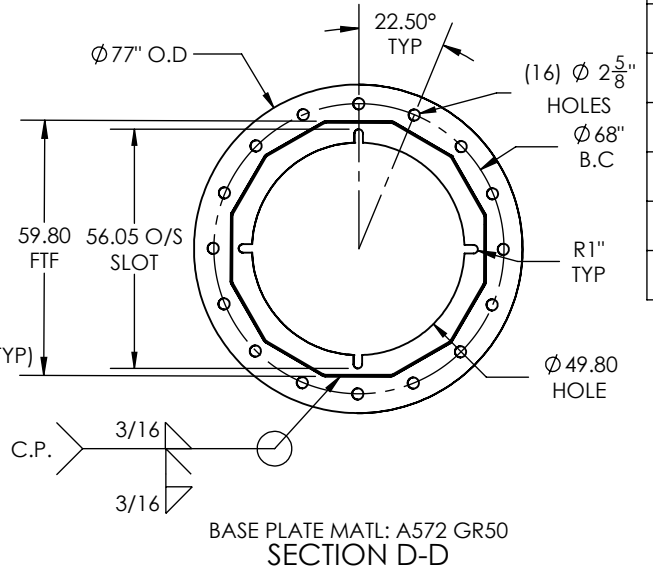
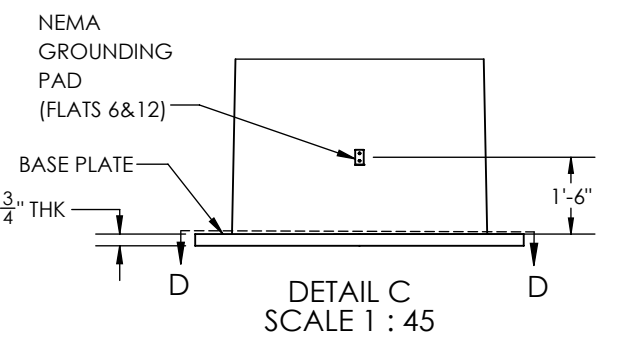
TOP WEIGHT: 6804.35 lbs
BOT WEIGHT: 9561.61 lbs
(INCLUDES 6% FOR GALVANIZING)

STR : #132
 POLE HT: 75FT
 DWG. NO:
 MM/YYYY
 MFR.WO-NO:
 GUC
 WT : XX LBS
 UGLM: 4958.67 FT-K

ID TAG DETAIL
 3/8\"/>

ITEM NO.	PART NUMBER	DESCRIPTION	MATERIAL	QTY.
1	10571-SECA062	SECTION, POLE, 59.80" X 44.54" X 0.375" X 32'-6"	A572 GR.65	1
2	10571-SECB062	SECTION, POLE, 48.30" X 25" X 0.3125" X 48'-9"	A572 GR.65	1
3	10571-A-PC086	POLE VANG, 29.8125" X 27.375" X 0.625" THK	A572 GR 65	1
4	42107	Bolt, 1/2-13 x 1 1/2", SS, HH, Full Thread	SS	1

POLE HOLE CHART		
HOLE SIZE Ø (IN.)	DISTANCE FROM TOP OF POLE	FLAT
1	10'-0"	3,9
1	11'-0"	3,9
1	18'-0"	3,9
1	19'-0"	3,9
1	26'-0"	3,9
1	27'-0"	3,9
7/8	34'-1"	3,9
7/8	34'-11"	3,9
7/8	37'-7"	3,9
7/8	38'-5"	3,9
7/8	41'-1"	3,9
7/8	41'-11"	3,9
11/16	49'-3"	3,9
11/16	50'-6"	6,12



GENERAL NOTES:
 1. SHAFT DIMENSIONS ARE 12 SIDED MEASURED FLAT TO FLAT.
 2. ALL FULL PENETRATION WELDS TO BE U.T. INSPECTED.
 3. WELDING CODE AWS D1.1.
 4. FINISH HOT DIP GALVANIZED

QTY: 1

THIS DWG IS PROPERTY OF CHM INDUSTRIES AND CONTAINS PROPRIETARY INFORMATION WHICH MAY NOT BE COPIED OR REPRODUCED WITHOUT PRIOR WRITTEN CONSENT FROM CHM INDUSTRIES.

CHM INDUSTRIES
 700 E. MCCLEROY, SUITE A
 SAGINAW, TEXAS 76179
 682.286.0046 PH
 682.286.0086 FX
 CHMINDUSTRIES.COM

BREAK ALL SHARP EDGES 0.05/0.15. REMOVE ALL BURRS AND CHIPS

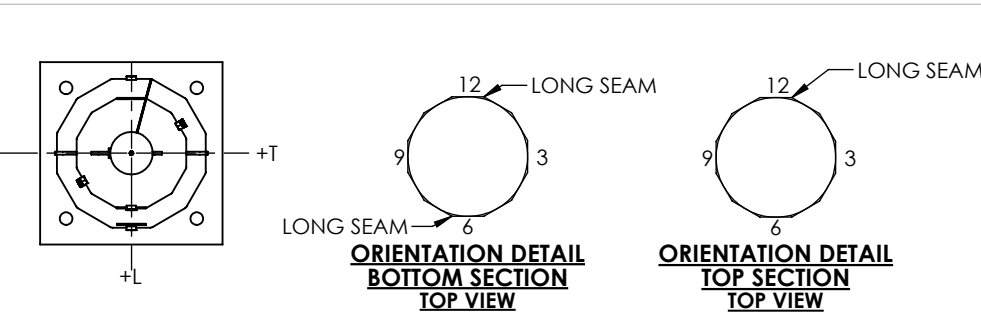
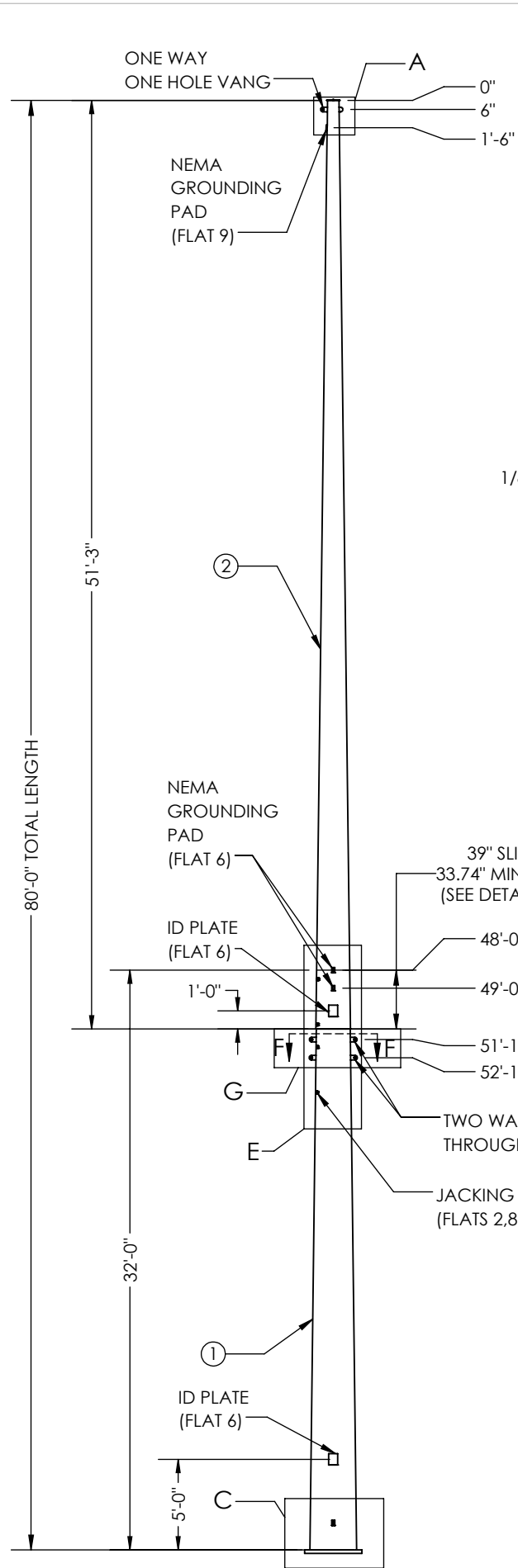
TOLERANCES UNLESS OTHERWISE SPECIFIED
 GENERAL TOLERANCE: ±1/16
 ANGULAR: ±0.5°

SPECIFICATIONS
 MATERIAL: -
 FINISH: GALVANIZED
 SCALE: NTS B
 DO NOT SCALE DRAWING

BY DATE
 CREATED: PS 06/22/2022
 CHKD: -
 LAST REV.: CPT 09/23/2022
 THIRD ANGLE PROJECTION

JOB NO. PART NO. DWG NO. REV.
 22-10571 10571-8600 10571-8600_STR#132 SHEET: 1 of 1 A

GREENVILLE UTILITIES
 STR#132-75'



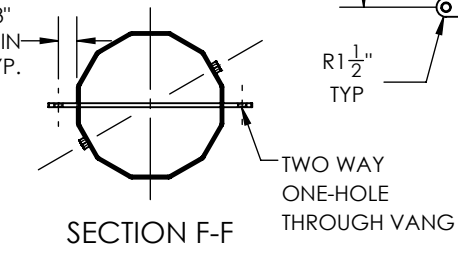
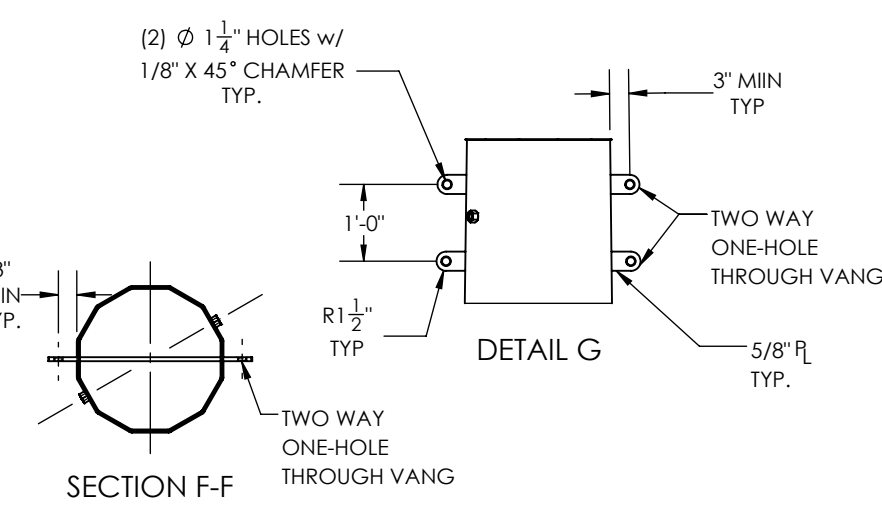
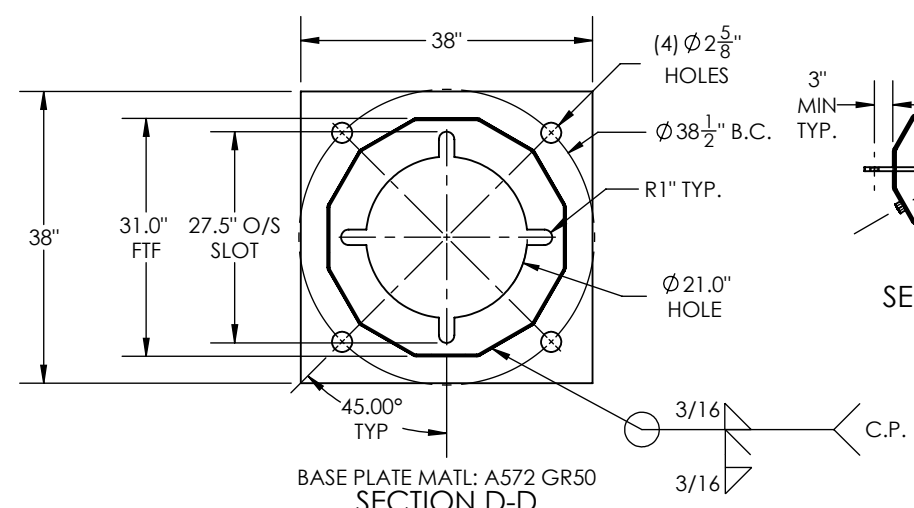
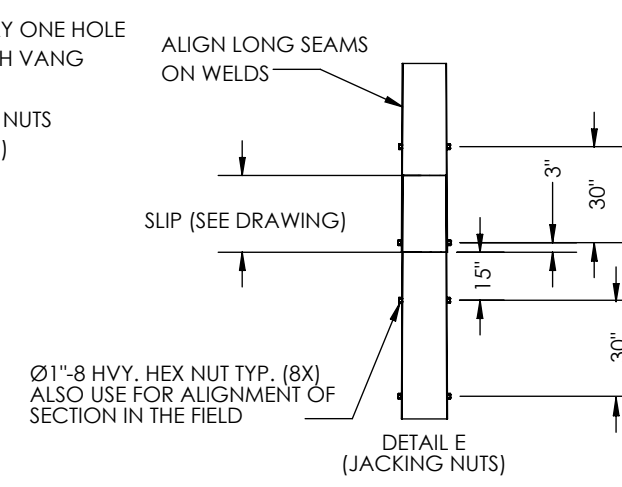
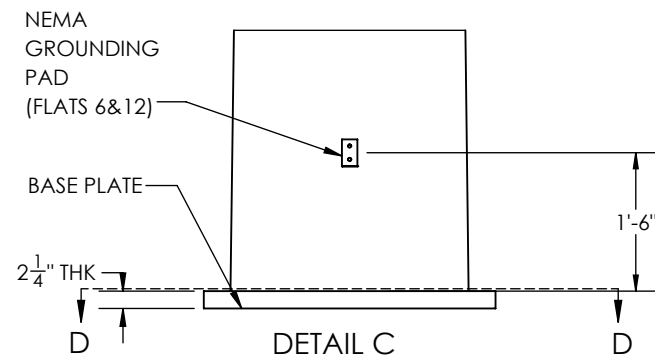
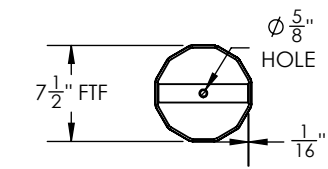
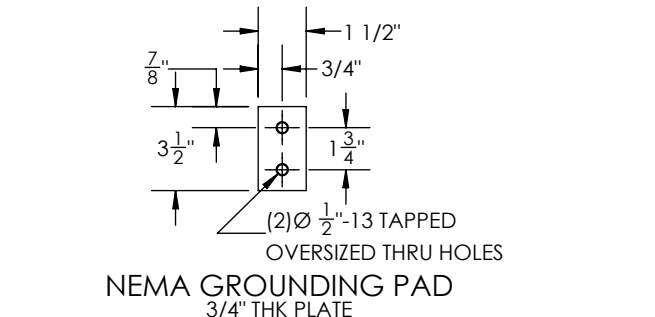
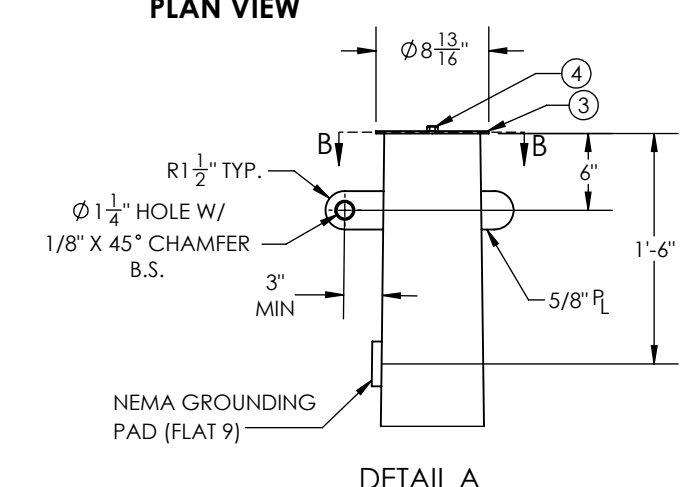
TOP WEIGHT: 1684.84 lbs
 BOT WEIGHT: 3153.48 lbs
 (INCLUDES 6% FOR GALVANIZING)

STR : #140
 HT: 80FT
 DWG. NO:
 MM/YYYY
 MFR. WO-NO:
 GUC
 WT : XX LBS
 UGLM: 1033.65 FT.-K

ID TAG DETAIL
 3/8" ENGRAVED

ITEM NO.	PART NUMBER	DESCRIPTION	MATERIAL	QTY.
1	10571-SECA063	SECTION, POLE, 31" X 21.40" X 0.25" X 32'-0"	A572 GR.65	1
2	10571-SECB063	SECTION, POLE, 22.87" X 7.50" X 0.1875" X 51'-3"	A572 GR.65	1
3	10571-A-PC087	POLE CAP, Ø 8.8125" X 0.1875"	A572 GR.65	1
4	42107	BOLT, 1/2-13 X 1 1/2", SS, HH, FULL THREAD	SS	1

POLE HOLE CHART		
HOLE SIZE Ø (IN.)	DISTANCE FROM TOP OF POLE	FLAT
1	8'-0"	3,9
1	9'-0"	3,9
1	16'-0"	3,9
1	17'-0"	3,9
1	24'-0"	3,9
1	25'-0"	3,9
7/8	33'-1"	3,9
7/8	33'-11"	3,9
7/8	36'-7"	3,9
7/8	37'-5"	3,9
7/8	40'-1"	3,9
7/8	40'-11"	3,9
11/16	47'-6"	3,9
11/16	48'-6"	3,9



GENERAL NOTES:
 1. SHAFT DIMENSIONS ARE 12 SIDED MEASURED FLAT TO FLAT.
 2. ALL FULL PENETRATION WELDS TO BE U.T. INSPECTED.
 3. WELDING CODE AWS D1.1.
 4. FINISH HOT DIP GALVANIZED

QTY: 1

FACING FRONT OF POLE (FLAT-6)



700 E. MCCLEROY, SUITE A
 SAGINAW, TEXAS 76179
 682.286.0046 PH
 682.286.0086 FX
 CHMINDUSTRIES.COM

BREAK ALL SHARP EDGES 0.05/0.15. REMOVE ALL BURRS AND CHIPS

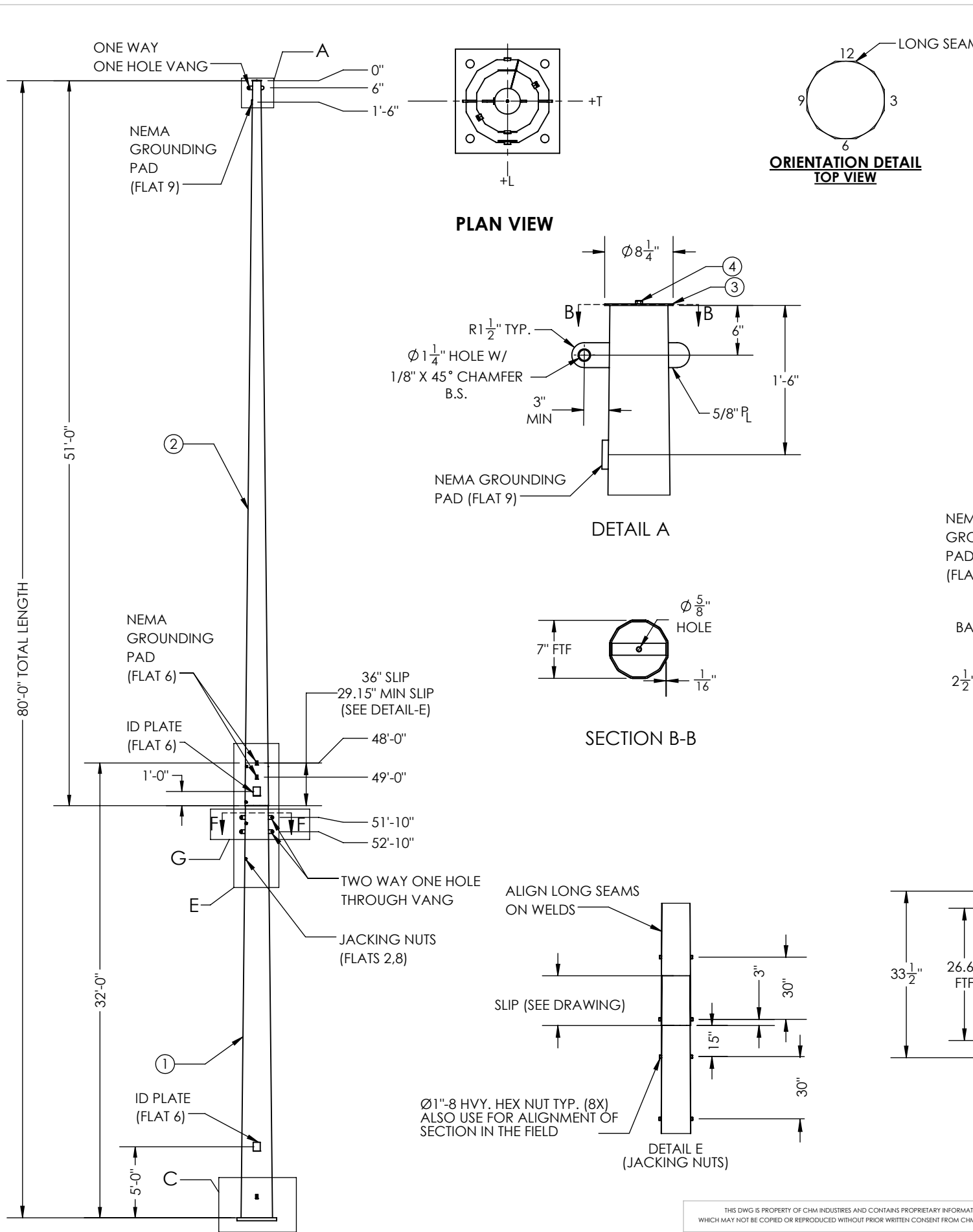
TOLERANCES UNLESS OTHERWISE SPECIFIED

GENERAL TOLERANCE: ±1/16
 ANGULAR: ±0.5°

SPECIFICATIONS	BY	DATE
MATERIAL: -	PS	06/10/2022
FINISH: GALVANIZED	CHK'D: -	-
SCALE: NTS	LAST REV.: -	-
DO NOT SCALE DRAWING	THIRD ANGLE PROJECTION	

JOB NO.	PART NO.	DWG. NO.	REV.
22-10571	10571-8700	10571-8700_STR#140	-
SHEET: 1 of 1			

GREENVILLE UTILITIES
 STR#140-80'



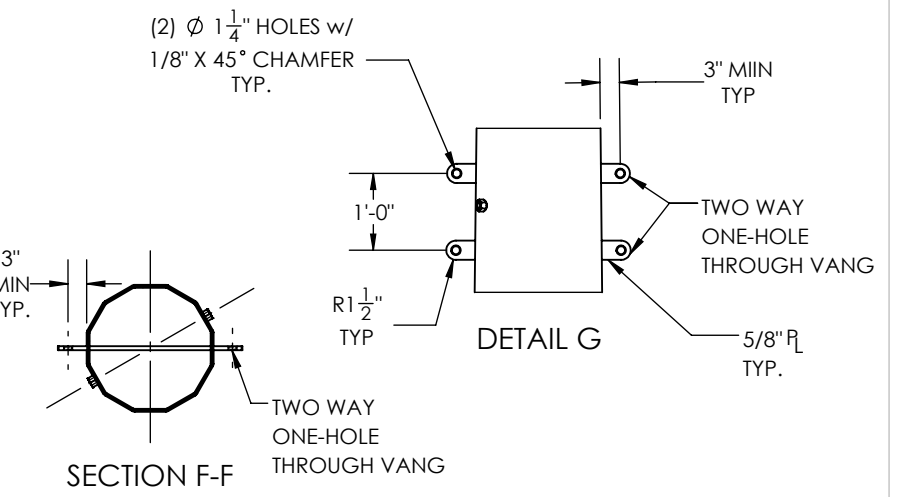
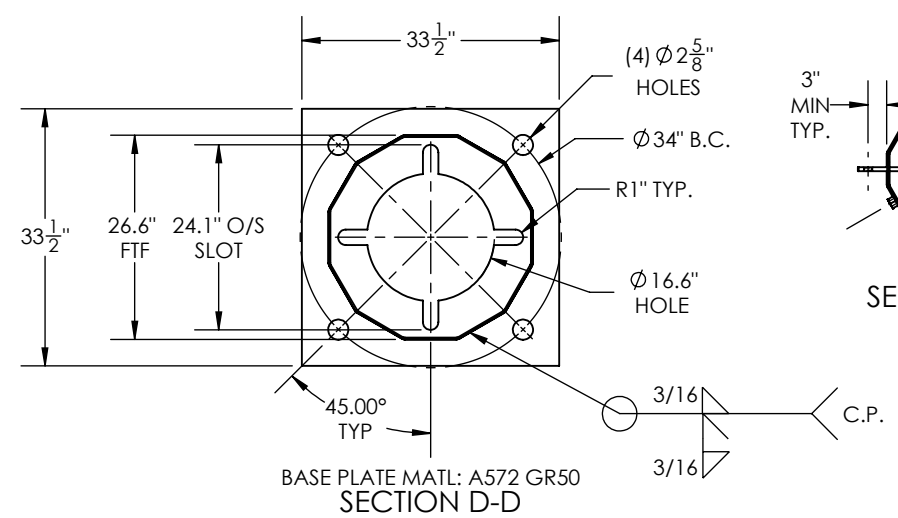
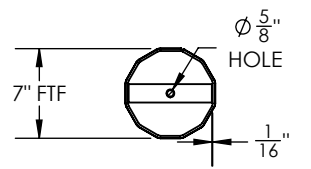
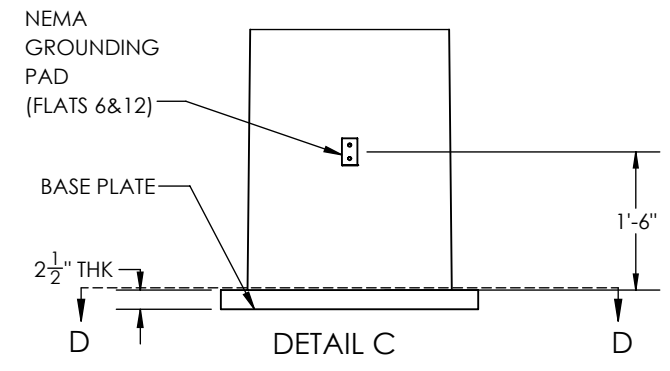
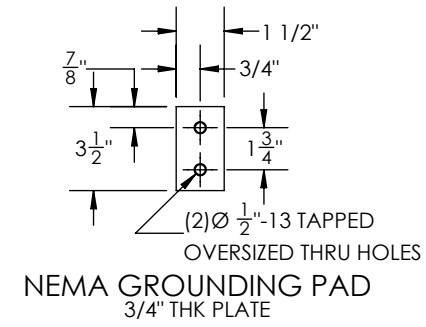
TOP WEIGHT: 1478.86 lbs
 BOT WEIGHT: 2745.93 lbs
 (INCLUDES 6% FOR GALVANIZING)

STR: #141
 HT: 80FT
 DWG. NO:
 MM/YYYY
 MFR.WO-NO:
 GUC
 WT: XX LBS
 UGLM: 766.68 FT.-K

ID TAG DETAIL
 3/8" ENGRAVED

ITEM NO.	PART NUMBER	DESCRIPTION	MATERIAL	QTY.
1	10571-SECA064	SECTION, POLE, 26.60" X 18.56" X 0.25" X 32'-0"	A572 GR.65	1
2	10571-SECB064	SECTION, POLE, 19.81" X 7" X 0.1875" X 51'-0"	A572 GR.65	1
3	10571-A-PC010	POLE CAP, Ø 8.25" X 0.1875"	A572 GR.65	1
4	42107	BOLT, 1/2-13 X 1 1/2", SS, HH, FULL THREAD	SS	1

POLE HOLE CHART		
HOLE SIZE Ø (IN.)	DISTANCE FROM TOP OF POLE	FLAT
1	8'-0"	3,9
1	9'-0"	3,9
1	16'-0"	3,9
1	17'-0"	3,9
1	24'-0"	3,9
1	25'-0"	3,9
7/8	33'-1"	3,9
7/8	33'-11"	3,9
7/8	36'-7"	3,9
7/8	37'-5"	3,9
7/8	40'-1"	3,9
7/8	40'-11"	3,9
11/16	47'-6"	3,9
11/16	48'-6"	3,9



GENERAL NOTES:
 1. SHAFT DIMENSIONS ARE 12 SIDED MEASURED FLAT TO FLAT.
 2. ALL FULL PENETRATION WELDS TO BE U.T. INSPECTED.
 3. WELDING CODE AWS D1.1.
 4. FINISH HOT DIP GALVANIZED

QTY: 1

FACING FRONT OF POLE (FLAT-6)



700 E. MCCLEROY, SUITE A
 SAGINAW, TEXAS 76179
 682.286.0046 PH
 682.286.0086 FX
 CHMINDUSTRIES.COM

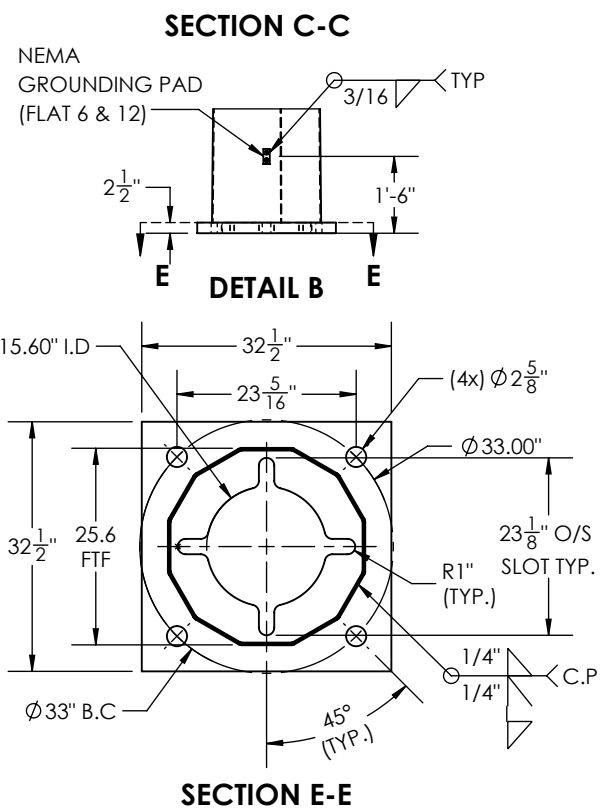
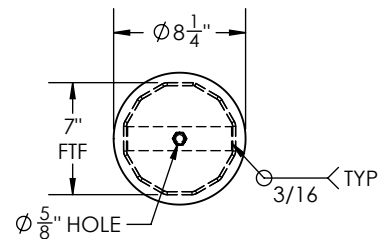
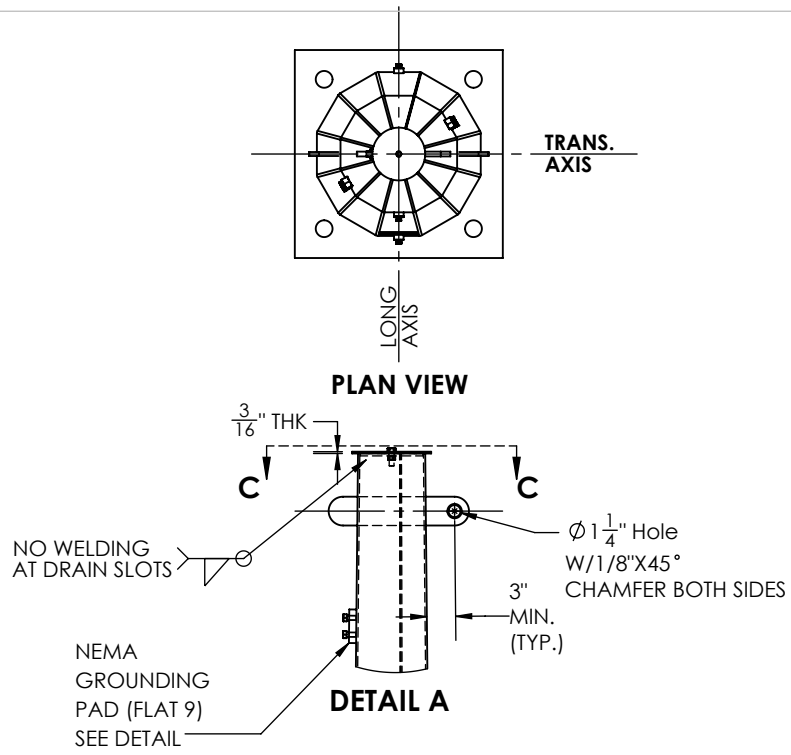
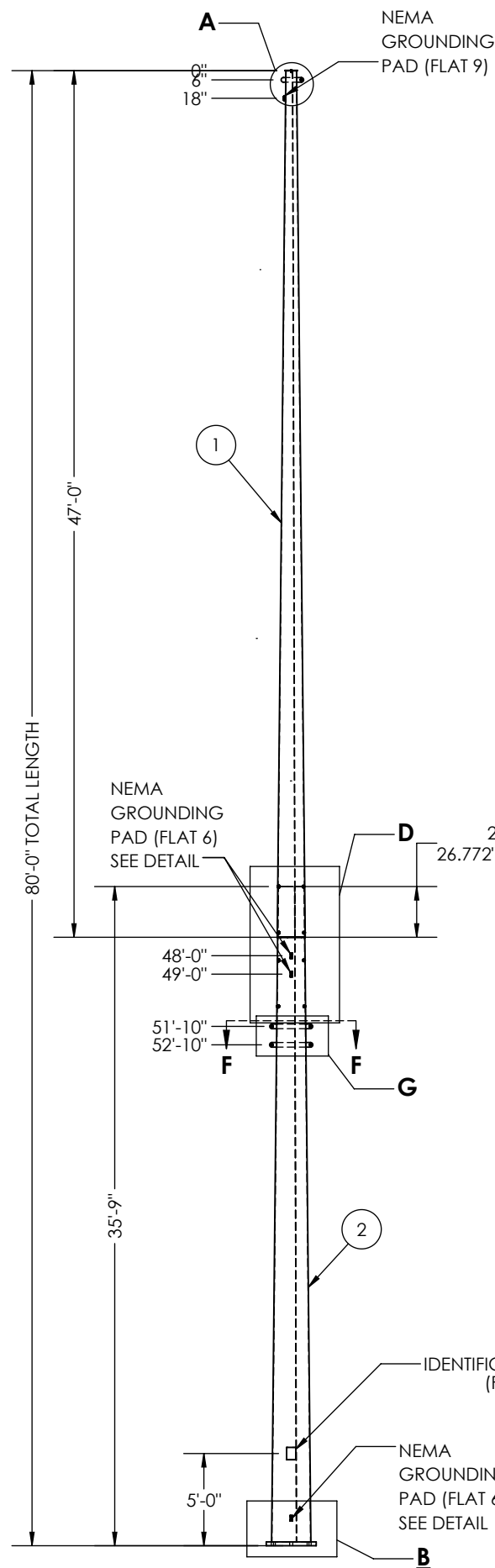
BREAK ALL SHARP EDGES 0.05/0.15.
 REMOVE ALL BURRS AND CHIPS

TOLERANCES UNLESS OTHERWISE SPECIFIED
 GENERAL TOLERANCE: ±1/16
 ANGULAR: ±0.5°

SPECIFICATIONS		BY	DATE
MATERIAL:	-	PS	06/10/2022
FINISH:	GALVANIZED	CHKD:	-
SCALE:	NTS	LAST REV.:	-
DO NOT SCALE DRAWING		THIRD ANGLE PROJECTION	

JOB NO.	PART NO.	DWG. NO.	REV.
22-10571	10571-8800	10571-8800_STR#141	-
SHEET: 1 of 1			

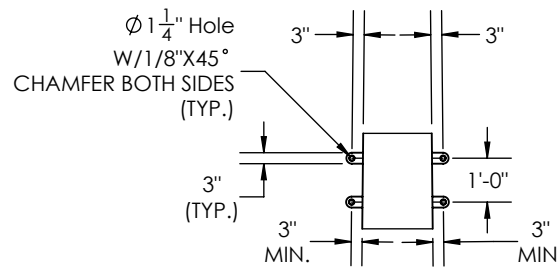
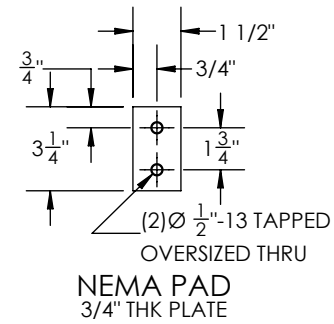
GREENVILLE UTILITIES
 STR#141-80'



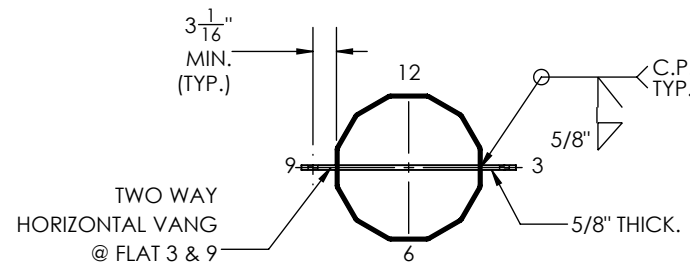
TOP WEIGHT: 1283.63 lbs
 BOT WEIGHT: 2816.36 lbs
 (INCLUDES 6% FOR GALVANIZING)

STR #143
 80FT
 10571-9000
 MM/YY
 MFG-WO-NO
 GUC
 WEIGHT: XXX
 709.34 FT-K

ID TAG DETAIL
 3/8" ENGRAVED



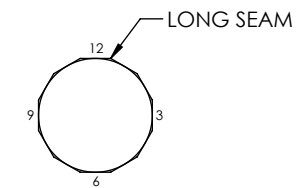
DETAIL G
 TWO WAY ONW HOLE
 THROUGH VANGS- HORIZONTAL



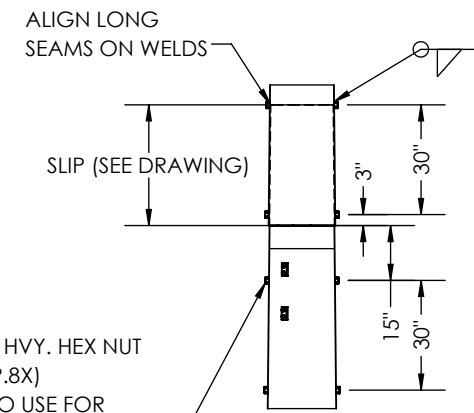
SECTION F-F
 TWO WAY ONE HOLE
 THROUGH VANGS- VERTICAL
 (TYP. 4PLACES)

ITEM NO.	PART NUMBER	DESCRIPTION	MATERIAL	QTY.
1	10571-SECB066	SECTION,POLE, 18.22" x 7.0" x 0.1875" x 47'	A572 GR.65	1
2	10571-SECA066	SECTION,POLE, 25.6" x 17.06" x 0.25" x 35'-9"	A572 GR.65	1
3	10466-A-PC007	POLE CAP, 31.5625" X 0.1875"	A572 GR.65	1
4	42107	Bolt, 1/2-13 x 1 1/2", SS, HH, Full Thread	SS	1

HOLE CHART		
HOLE SIZE(in)	Distance from Top of pole	Flats
1"	8'-0"	3, 9
1"	9'-0"	3, 9
1"	16'-0"	3, 9
1"	17'-0"	3, 9
1"	24'-0"	3, 9
1"	25'-0"	3, 9
7/8"	33'-1"	3, 9
7/8"	33'-11"	3, 9
7/8"	36'-7"	3, 9
7/8"	37'-5"	3, 9
7/8"	40'-1"	3, 9
7/8"	40'-11"	3, 9
11/16"	47'-6"	3, 9
11/16"	48'-6"	3, 9



ORIENTATION DETAIL
 TOP VIEW



DETAIL D
 JACKING NUTS

1"-8 HVY. HEX NUT
 (TYP.8X)
 ALSO USE FOR
 ALIGNEMENT
 OF SECTION IN
 THEFIELD

- GENERAL NOTES:
1. SHAFT DIMENSIONS ARE 12 SIDED MEASURED FLAT TO FLAT.
 2. ALL FULL PENETRATION WELDS TO BE U.T. INSPECTED.
 3. WELDING CODE AWS D1.1.
 4. FINISH HOT DIP GALVANIZING.

FACING FRONT OF POLE
 (FLAT 6)



700 E. MCCLEROY, SUITE A
 SAGINAW, TEXAS 76179
 682.286.0046 PH
 682.286.0086 FX
 CHMINDUSTRIES.COM

BREAK ALL SHARP EDGES
 .005/.015.
 REMOVE ALL BURRS AND CHIPS

TOLERANCES UNLESS OTHERWISE SPECIFIED
 GENERAL TOLERANCE: ±1/16
 ANGULAR: ±0.5°

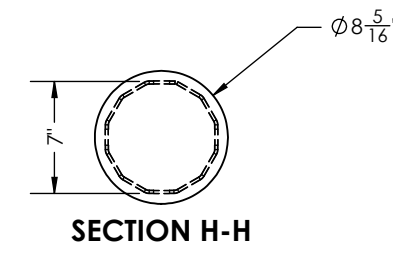
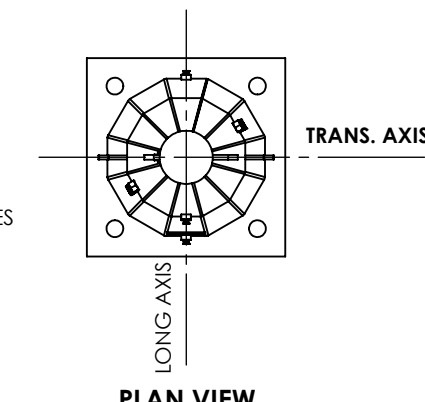
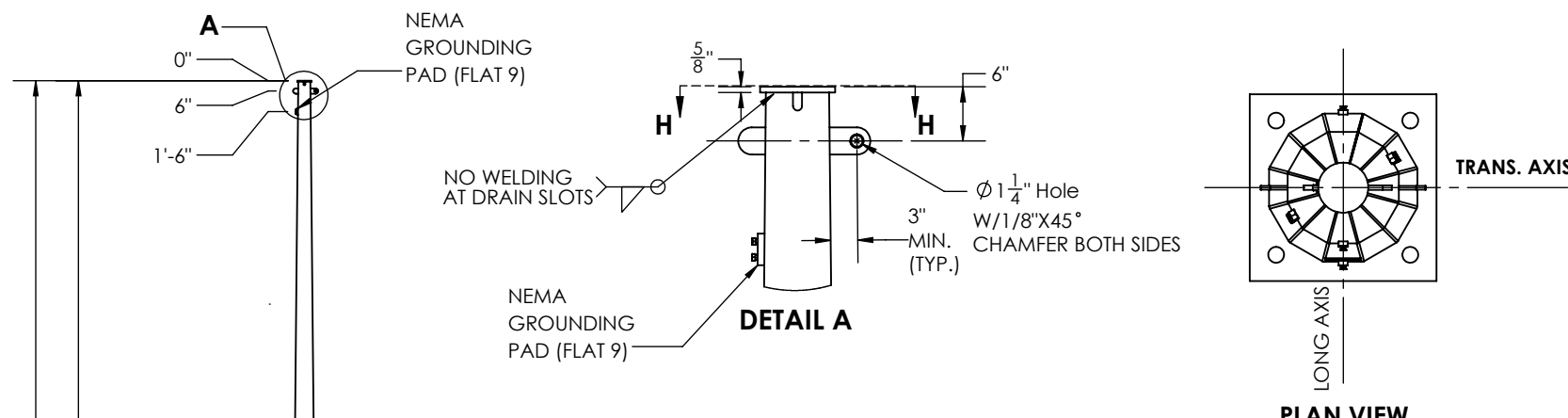
SPECIFICATIONS
 FINISH: GALVANIZED
 SCALE: NTS B
 DO NOT SCALE DRAWING

BY: VR
 DATE: 06/23/2022
 LAST REV: TG 10/17/2022
 THIRD ANGLE PROJECTION

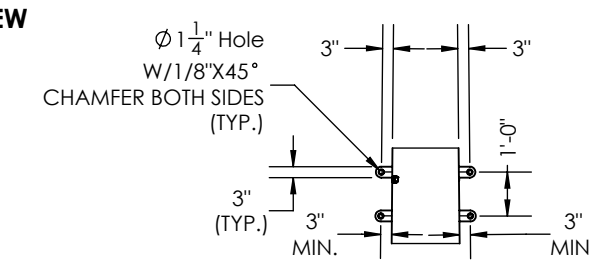
QTY: 01
 GREENVILLE UTILITIES
 STR# 143 - 80FT.

ITEM NO.	PART NUMBER	DESCRIPTION	Material	QTY.
1	10571-SECB065	SECTION,POLE, 18.48" x 7.0" x 0.1875" x 50'-9"	A572 GR.65	1
2	10571-SECA065	SECTION,POLE, 24.6" x 17.36" x 0.25" x 32'-0"	A572 GR.65	1

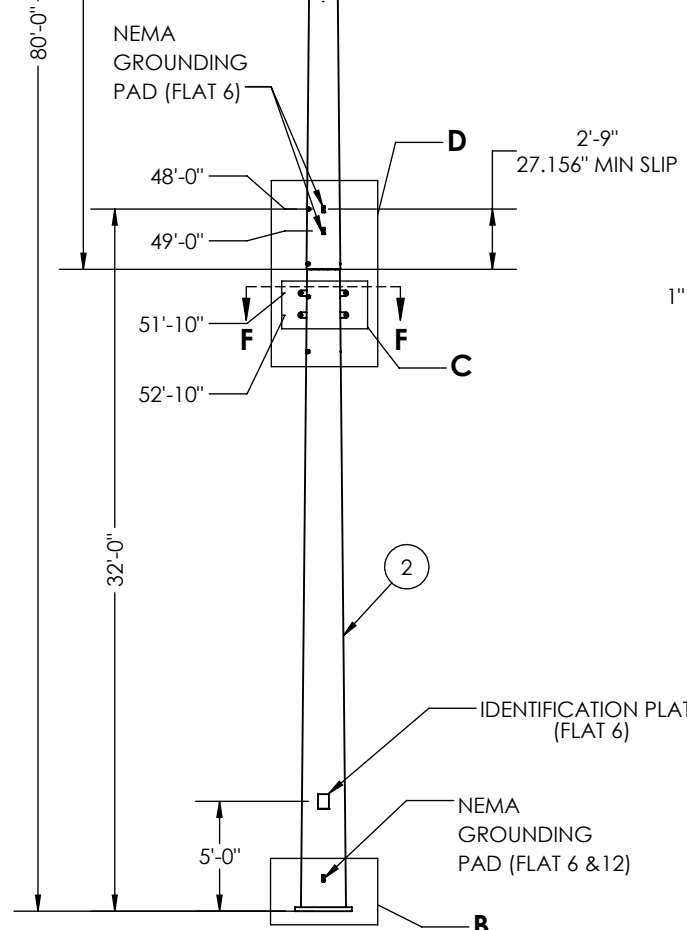
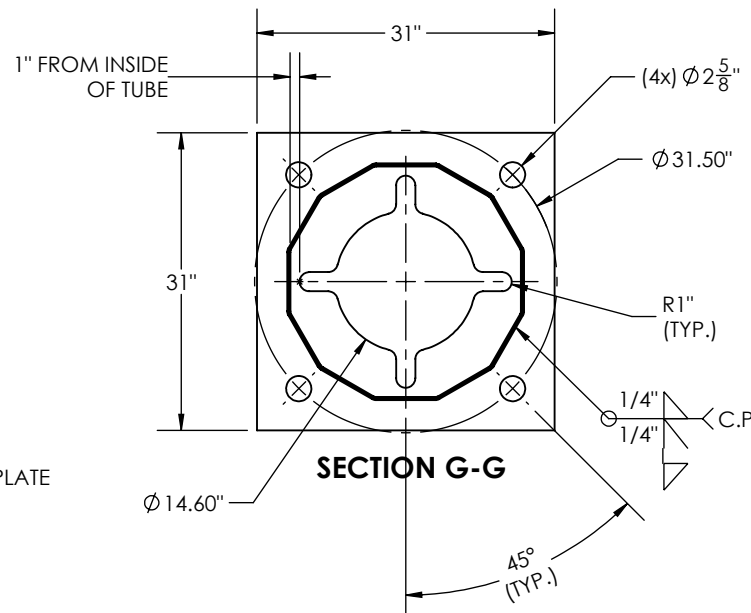
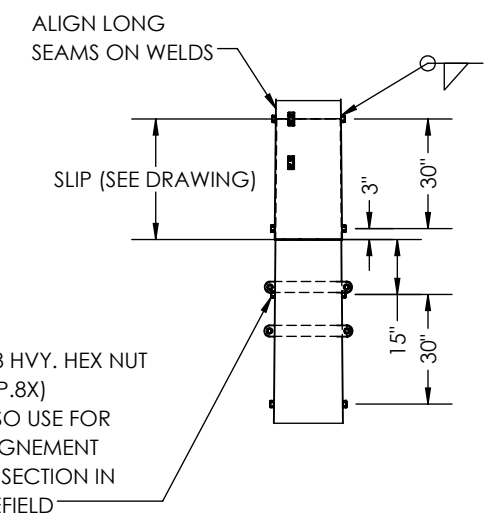
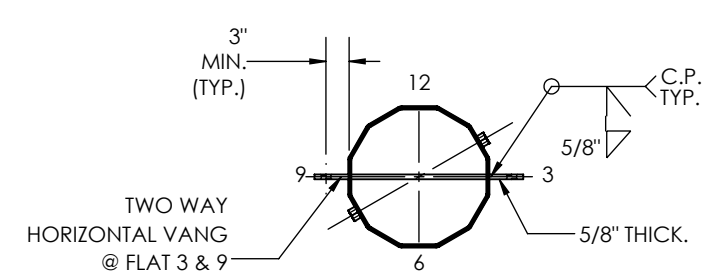
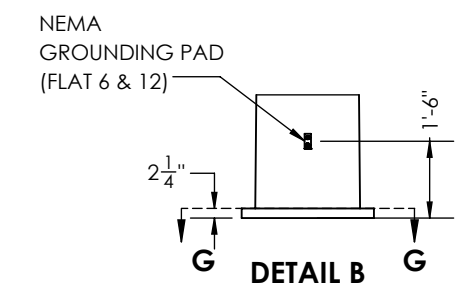
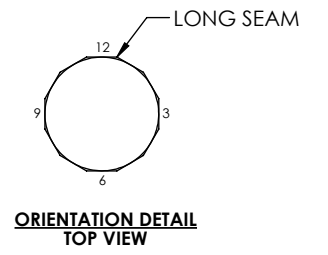
TOP WEIGHT: 1404.44 lbs
BOT WEIGHT: 2444.43 lbs



STR #142
80FT
10571-8900
MM/YY
MFG-WO-NO
GUC
WEIGHT: XXX
654.22 FT-K
ID TAG DETAIL
3/8" ENGRAVED



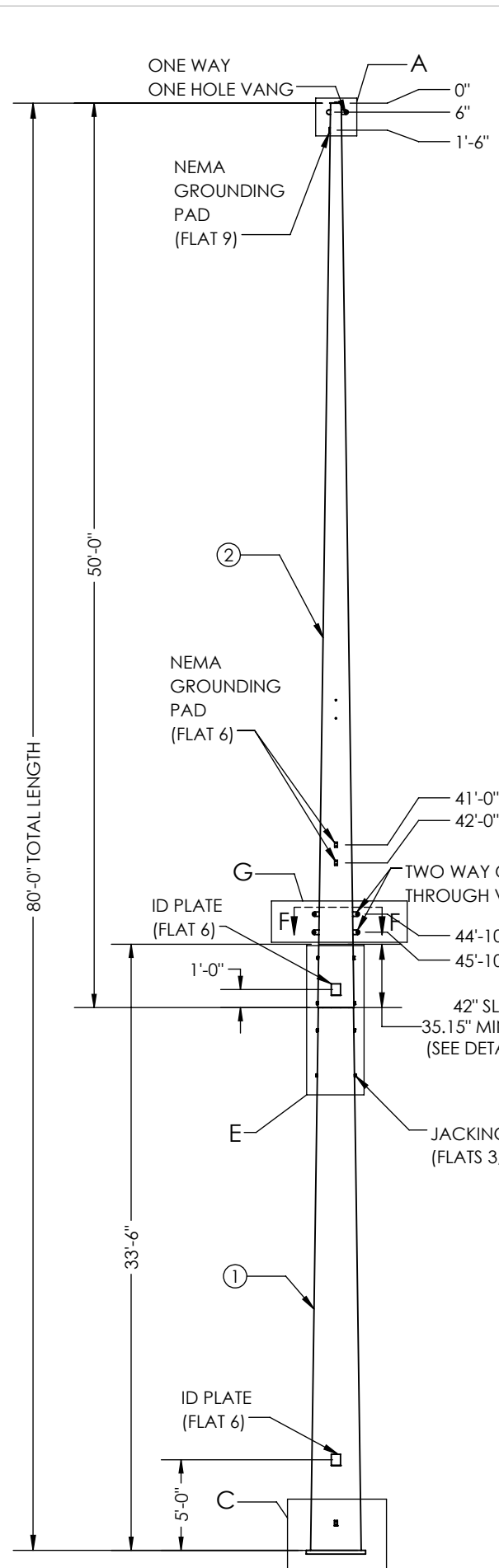
HOLE CHART		
HOLE SIZE(in)	Distance from Top of pole	Flats
1	8'-0"	3, 9
1	9'-0"	3, 9
1	16'-0"	3, 9
1	17'-0"	3, 9
1	24'-0"	3, 9
1	25'-0"	3, 9
7/8	33'-1"	3, 9
7/8	33'-11"	3, 9
7/8	36'-7"	3, 9
7/8	37'-5"	3, 9
7/8	40'-1"	3, 9
7/8	40'-11"	3, 9
11/16	47'-6"	3, 9
11/16	48'-6"	3, 9



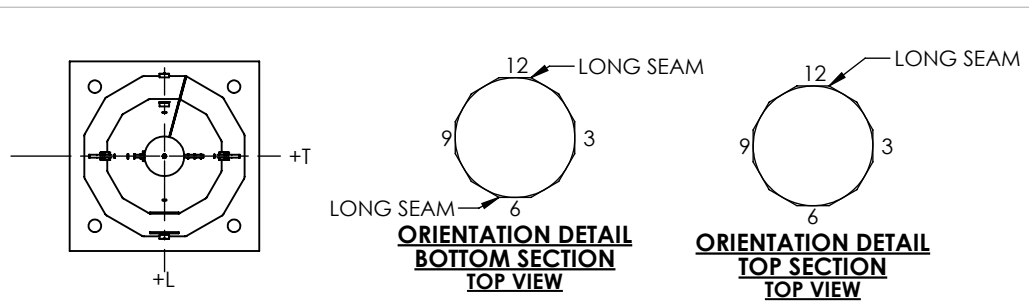
- GENERAL NOTES:
1. SHAFT DIMENSIONS ARE 12 SIDED MEASURED FLAT TO FLAT.
 2. ALL FULL PENETRATION WELDS TO BE U.T. INSPECTED.
 3. WELDING CODE AWS D1.1.
 4. FINISH HOT DIP GALVANIZING.

<p>THIS DWG IS PROPERTY OF CHM INDUSTRIES AND CONTAINS PROPRIETARY INFORMATION WHICH MAY NOT BE COPIED OR REPRODUCED WITHOUT PRIOR WRITTEN CONSENT FROM CHM INDUSTRIES.</p> <p>CHM INDUSTRIES</p> <p>700 E. MCCLEROY, SUITE A SAGINAW, TEXAS 76179 682.286.0046 PH 682.286.0086 FX CHMINDUSTRIES.COM</p>		<p>DIMENSIONS ARE IN INCHES UNLESS OTHERWISE SPECIFIED</p> <p>TOLERANCES UNLESS OTHERWISE SPECIFIED</p> <p>GENERAL TOLERANCE: ±1/16 ANGULAR: ±0.5°</p>	<p>SPECIFICATIONS</p> <p>FINISH: GALVANIZED</p> <p>SCALE: NTS B</p> <p>DO NOT SCALE DRAWING</p>	<p>BY: PS DATE: 04/21/2022</p> <p>CHKD: - LAST REV: -</p> <p>THIRD ANGLE PROJECTION</p>	<p>JOB NO.: 22-10571</p> <p>PART NO.: 10571-8900</p> <p>DWG NO.: 10571-8900_STR#142 SHEET: 1 OF 1</p>	<p>QTY: 01</p> <p>REV: -</p>
---	--	--	---	---	---	------------------------------

GREENVILLE UTILITIES
STR# 142 - 80FT.



FACING FRONT OF POLE (FLAT-6)



PLAN VIEW

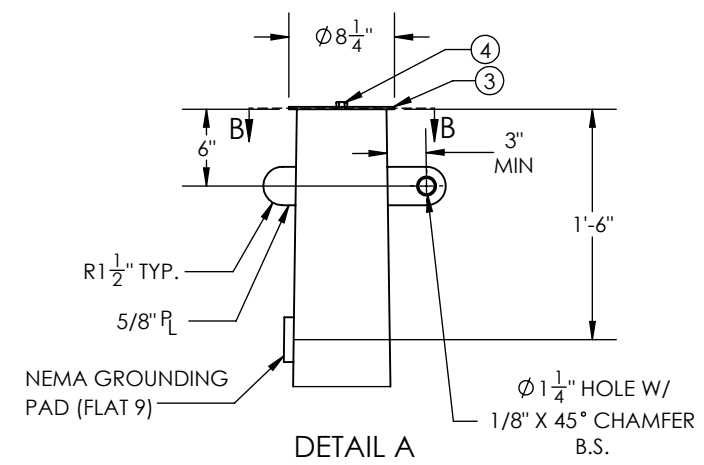
ORIENTATION DETAIL BOTTOM SECTION TOP VIEW

ORIENTATION DETAIL TOP SECTION TOP VIEW

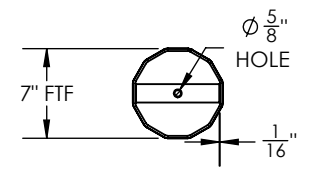
TOP WEIGHT: 1698.90 lbs
BOT WEIGHT: 3488.06 lbs
(INCLUDES 6% FOR GALVANIZING)

STR: #145
 HT: 80FT
 DWG. NO:
 MM/YYYY
 MFR.WO-NO:
 GUC
 WT: XX LBS
 UGLM: 1154.75 FT-K

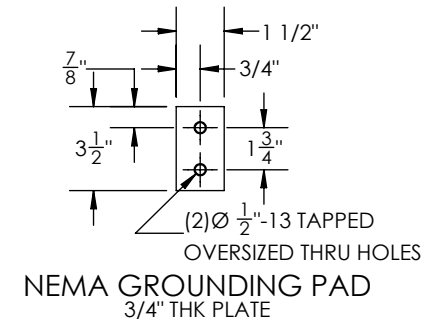
ID TAG DETAIL
 3/8" ENGRAVED



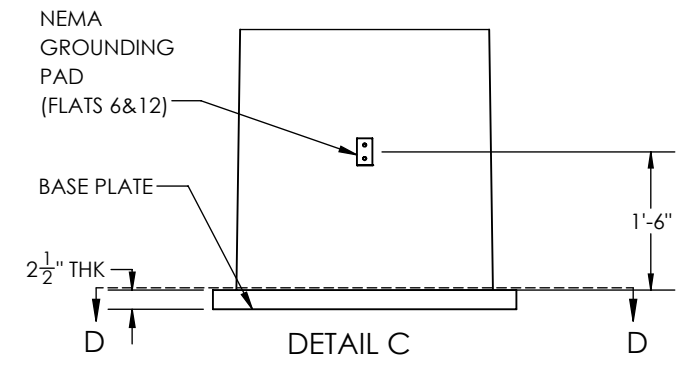
DETAIL A



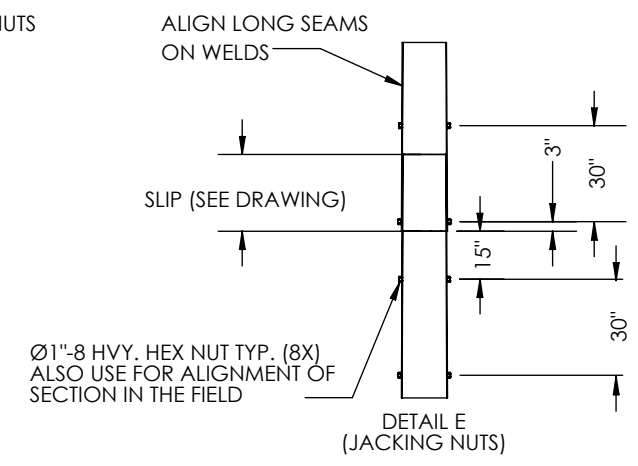
SECTION B-B



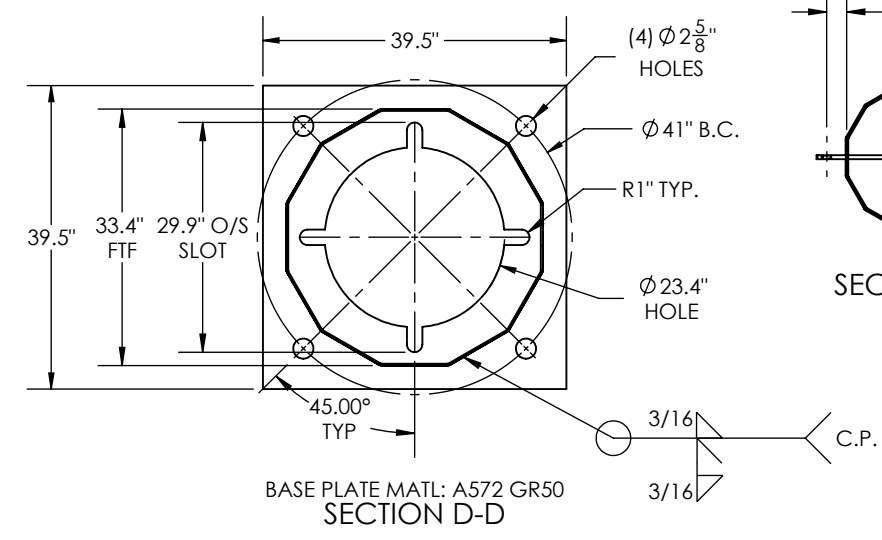
NEMA GROUNDING PAD
 3/4" THK PLATE



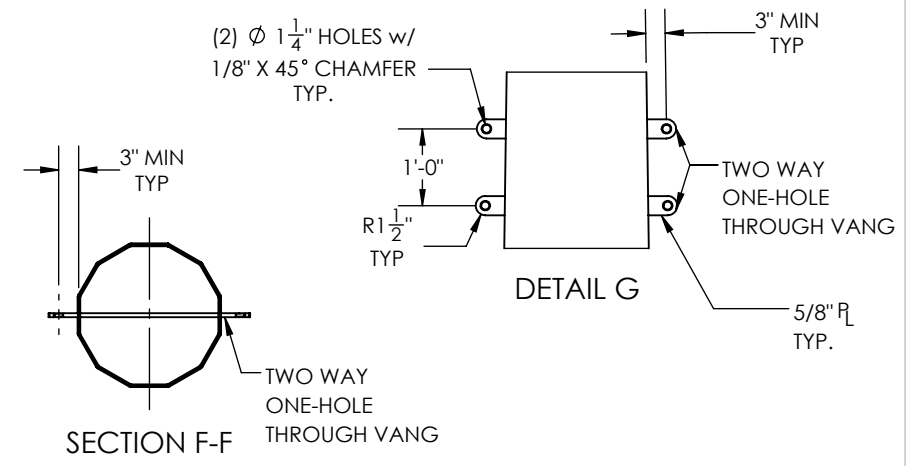
DETAIL C



DETAIL E (JACKING NUTS)



BASE PLATE MATL: A572 GR50
SECTION D-D



SECTION F-F

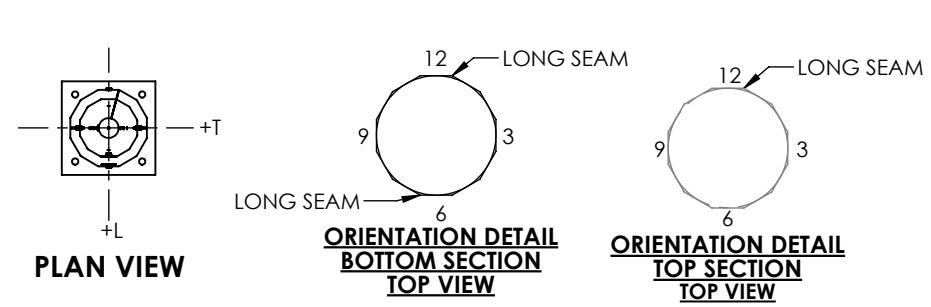
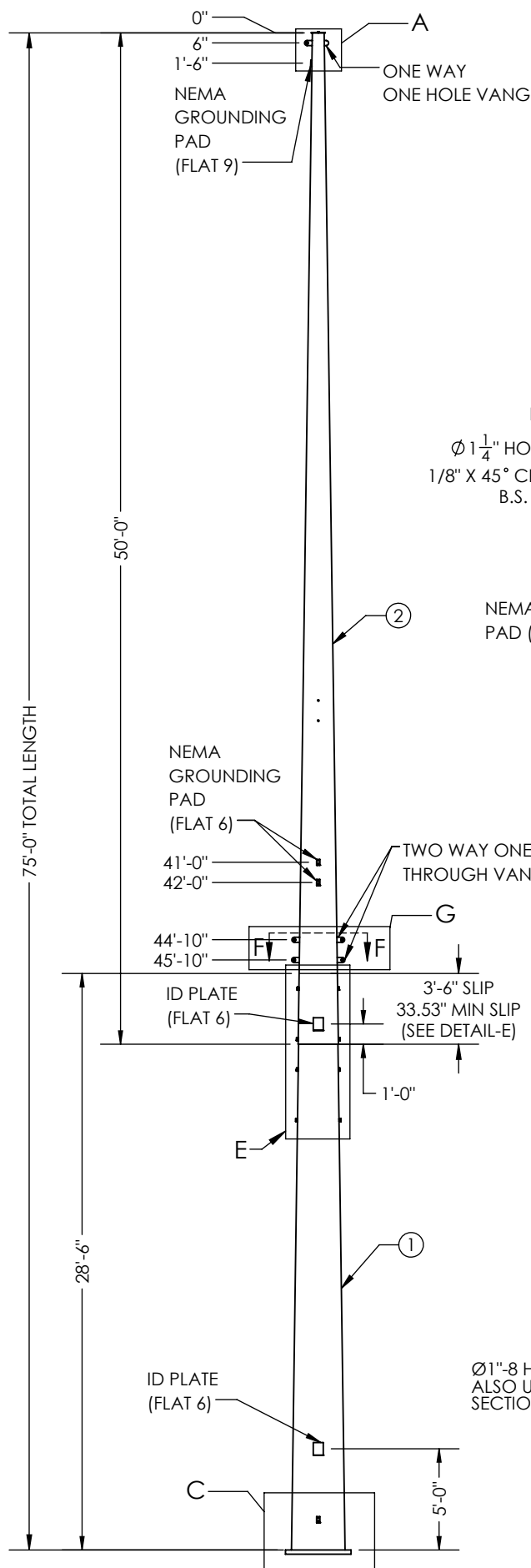
DETAIL G

POLE HOLE CHART		
HOLE SIZE Ø (IN.)	DISTANCE FROM TOP OF POLE	FLAT
1	8'-0"	3,9
1	9'-0"	3,9
1	16'-0"	3,9
1	17'-0"	3,9
1	24'-0"	3,9
1	25'-0"	3,9
13/16	33'-0"	6,12
13/16	34'-0"	6,12
11/16	40'-6"	3,9
11/16	41'-6"	3,9

GENERAL NOTES:
 1. SHAFT DIMENSIONS ARE 12 SIDED MEASURED FLAT TO FLAT.
 2. ALL FULL PENETRATION WELDS TO BE U.T. INSPECTED.
 3. WELDING CODE AWS D1.1.
 4. FINISH HOT DIP GALVANIZED

QTY: 1

THIS DWG IS PROPERTY OF CHM INDUSTRIES AND CONTAINS PROPRIETARY INFORMATION WHICH MAY NOT BE COPIED OR REPRODUCED WITHOUT PRIOR WRITTEN CONSENT FROM CHM INDUSTRIES.		DIMENSIONS ARE IN INCHES UNLESS OTHERWISE SPECIFIED		SPECIFICATIONS MATERIAL: - FINISH: GALVANIZED SCALE: NTS B DO NOT SCALE DRAWING		BY: PS DATE: 06/14/2022		JOB NO.: 22-10571 PART NO.: 10571-9100		DWG NO.: 10571-9100_STR#145 SHEET: 1 of 1		REV: -
				700 E. MCCLEROY, SUITE A SAGINAW, TEXAS 76179 682.286.0046 PH 682.286.0086 FX CHMINDUSTRIES.COM		BREAK ALL SHARP EDGES .005/.015. REMOVE ALL BURRS AND CHIPS		TOLERANCES UNLESS OTHERWISE SPECIFIED GENERAL TOLERANCE: ±1/16 ANGULAR: ±0.5°		GREENVILLE UTILITIES STR# 145-80'		

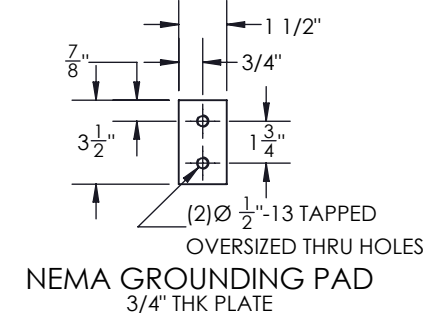
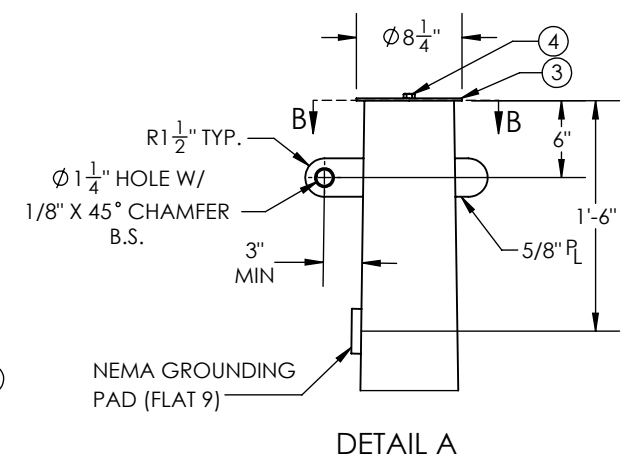


TOP WEIGHT: 1706 lbs
BOT WEIGHT: 3044 lbs
(INCLUDES 6% FOR GALVANIZING)

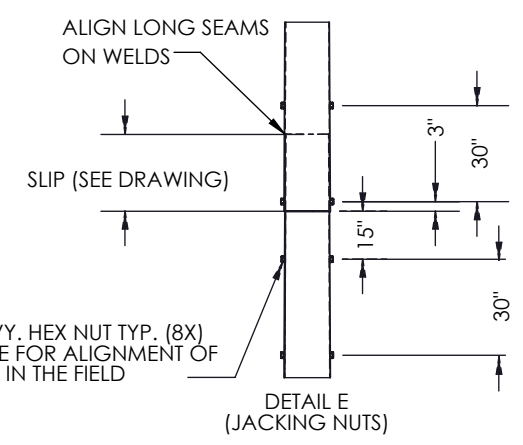
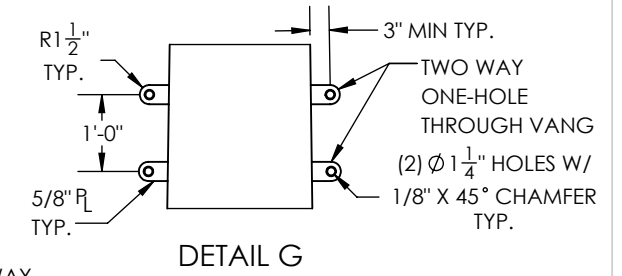
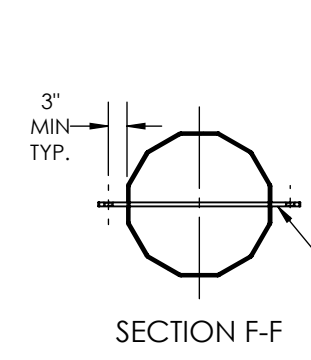
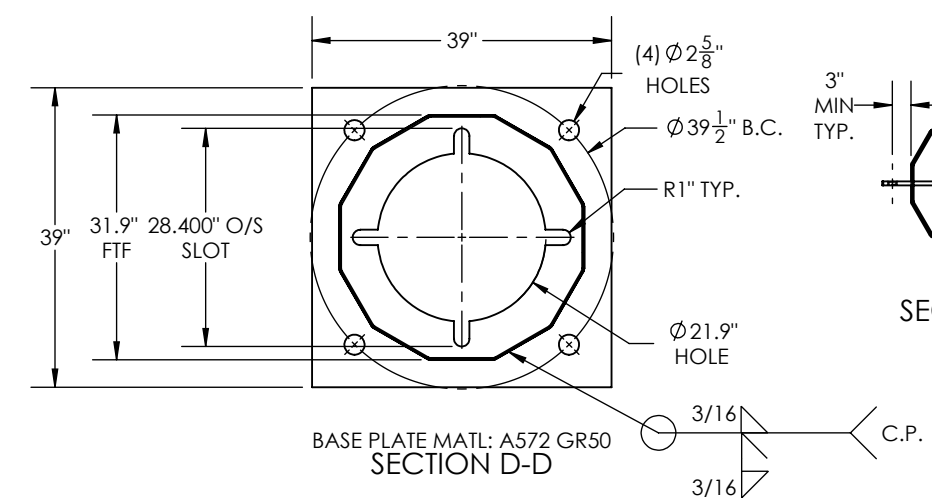
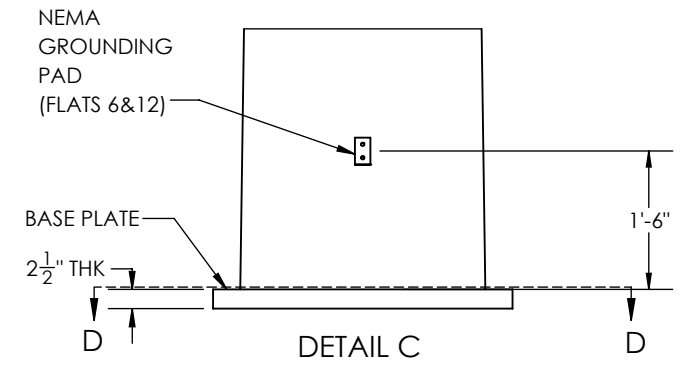
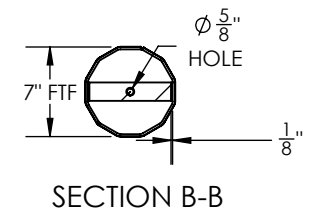
STR: #147
 HT: 75FT
 DWG. NO:
 MFR.WO-NO:
 MM/YYYY
 GUC
 WT: XX LBS
 UGLM: 883.45 FT.-K

ID TAG DETAIL
 3/8" ENGRAVED

ITEM NO.	PART NUMBER	DESCRIPTION	MATERIAL	QTY.
1	10571-SECA053	SECTION, POLE, 30.1" X 21.21" X 0.25" X 28'-3"	A572 GR.65	1
2	10571-SECB053	SECTION, POLE, 22.73" X 7" X 0.1875" X 50'-0"	A572 GR.65	1
3	10571-A-PC010	POLE CAP, Ø8.25" X 0.1875"	A572 GR.65	1
4	42107	BOLT, 1/2-13 X 1 1/2", SS, HH, FULL THREAD	SS	1



POLE HOLE CHART		
HOLE SIZE Ø (IN.)	DISTANCE FROM TOP OF POLE	FLAT
1	8'-0"	3,9
1	9'-0"	3,9
1	16'-0"	3,9
1	17'-0"	3,9
1	24'-0"	3,9
1	25'-0"	3,9
11/16	40'-6"	3,9
11/16	41'-6"	3,9
13/16	33'-0"	6,12
13/16	34'-0"	6,12



GENERAL NOTES:
 1. SHAFT DIMENSIONS ARE 12 SIDED MEASURED FLAT TO FLAT.
 2. ALL FULL PENETRATION WELDS TO BE U.T. INSPECTED.
 3. WELDING CODE AWS D1.1.
 4. FINISH HOT DIP GALVANIZED

QTY: 1

FACING FRONT OF POLE (FLAT-6)



700 E. MCCLEROY, SUITE A
 SAGINAW, TEXAS 76179
 682.286.0046 PH
 682.286.0086 FX
 CHMINDUSTRIES.COM

BREAK ALL SHARP EDGES .005/.015.
 REMOVE ALL BURRS AND CHIPS

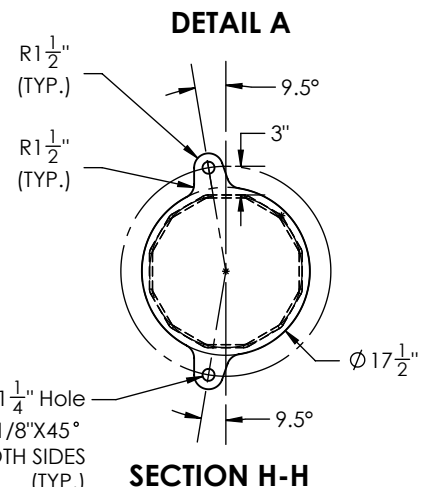
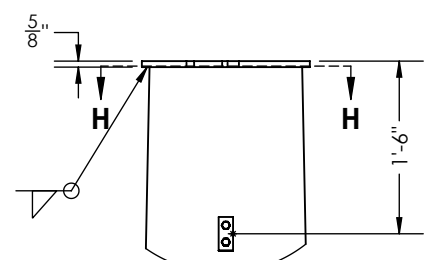
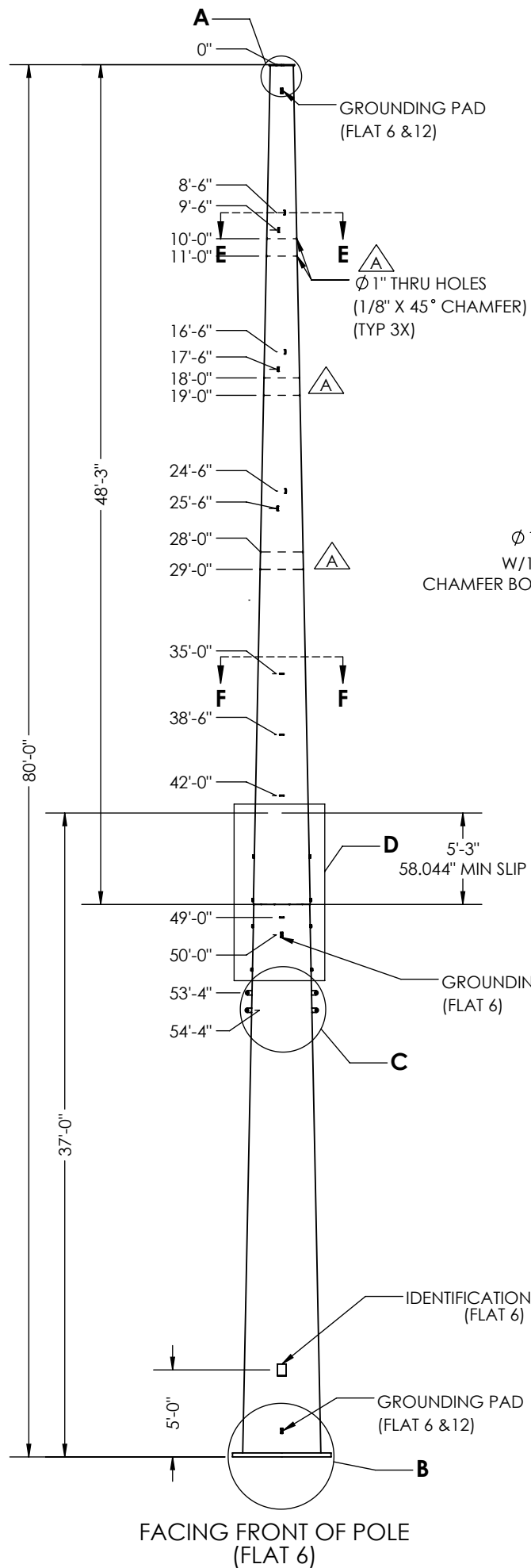
TOLERANCES UNLESS OTHERWISE SPECIFIED
 GENERAL TOLERANCE: ±1/16
 ANGULAR: ±0.5°

SPECIFICATIONS	BY	DATE
MATERIAL: GALVANIZED	PG	06/09/2022
FINISH: NTS	CHKD:	-
SCALE: B	LAST REV.:	-
DO NOT SCALE DRAWING	THIRD ANGLE PROJECTION	

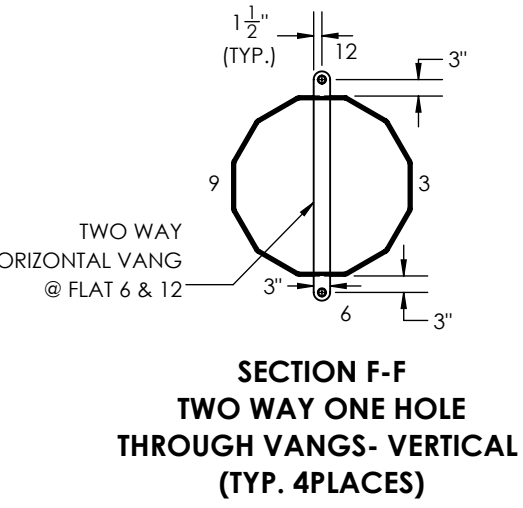
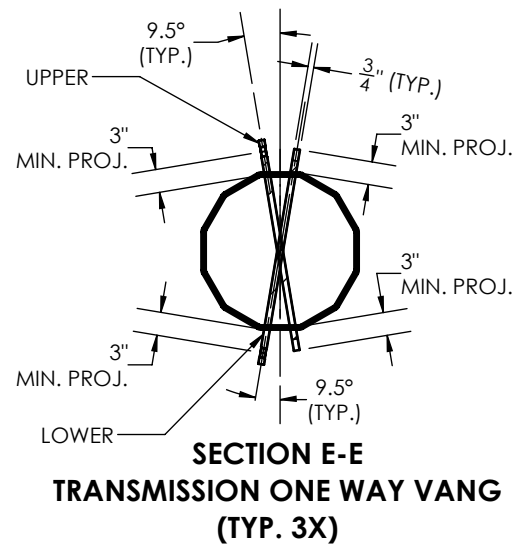
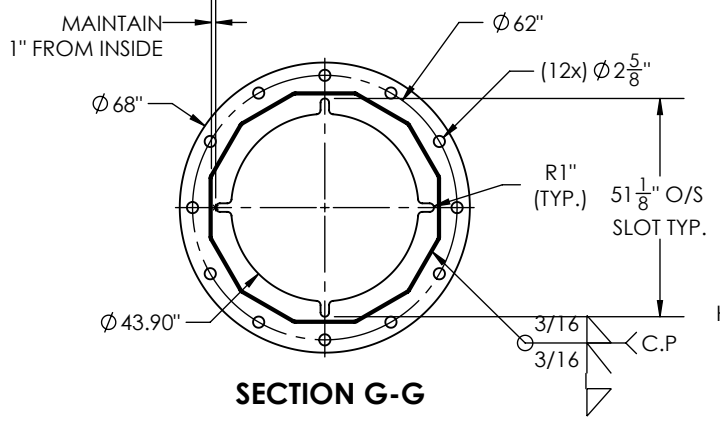
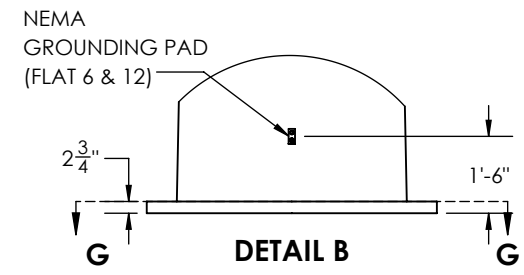
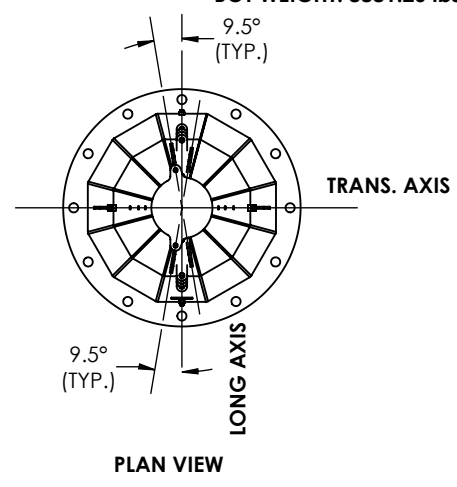
JOB NO.	PART NO.	DWG. NO.	REV.
22-10571	10571-9200	10571-9200_STR#147	-
GREENVILLE UTILITIES STR#147-75'			

TOP WEIGHT: 4993.32 lbs
BOT WEIGHT: 8881.20 lbs

ITEM NO.	PART NUMBER	DESCRIPTION	Material	QTY.
1	10571-SECB069	SECTION,POLE, 39.2" x 15.9" x 0.25" x 48'-3"	A572 GR.65	1
2	10571-SECA069	SECTION,POLE, 53.9" x 36.04" x 0.375" x 37'-0"	A572 GR.65	1

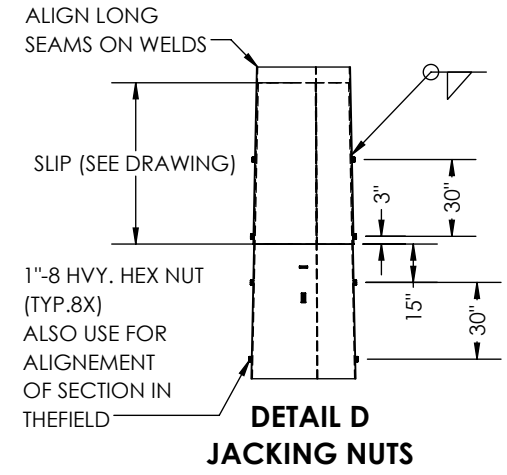
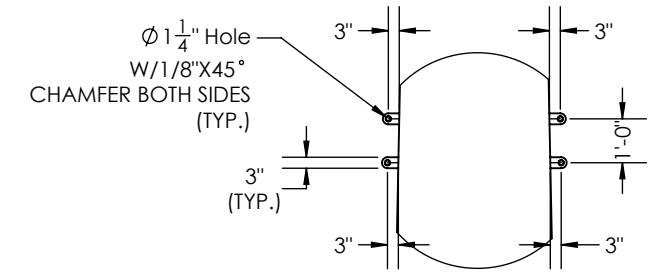
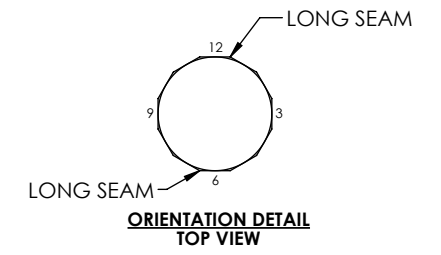


STR #151
80FT
10571-9300
MM/YY
MFG-WO-NO
GUC
WEIGHT: XXX
4323.02 FT-K
ID TAG DETAIL
3/8" ENGRAVED



HOLE CHART

HOLE SIZE(in)	Distance from Top of pole	Flats
1	10'-0"	3, 9
1	11'-0"	3, 9
1	18'-0"	3, 9
1	19'-0"	3, 9
1	26'-0"	3, 9
1	27'-0"	3, 9
7/8	34'-7"	3, 9
7/8	35'-5"	3, 9
7/8	38'-1"	3, 9
7/8	38'-11"	3, 9
7/8	41'-7"	3, 9
7/8	42'-5"	3, 9
11/16	49'-3"	3, 9
11/16	50'-0"	6, 12



- GENERAL NOTES:
1. SHAFT DIMENSIONS ARE 12 SIDED MEASURED FLAT TO FLAT.
 2. ALL FULL PENETRATION WELDS TO BE U.T. INSPECTED.
 3. WELDING CODE AWS D1.1.
 4. FINISH HOT DIP GALVANIZING.

THIS DWG IS PROPERTY OF CHM INDUSTRIES AND CONTAINS PROPRIETARY INFORMATION WHICH MAY NOT BE COPIED OR REPRODUCED WITHOUT PRIOR WRITTEN CONSENT FROM CHM INDUSTRIES.

DIMENSIONS ARE IN INCHES UNLESS OTHERWISE SPECIFIED

CHM INDUSTRIES 700 E. MCCLEROY, SUITE A SAGINAW, TEXAS 76179 682.286.0046 PH 682.286.0086 FX CHMINDUSTRIES.COM

BREAK ALL SHARP EDGES .005/.015. REMOVE ALL BURRS AND CHIPS

TOLERANCES UNLESS OTHERWISE SPECIFIED
GENERAL TOLERANCE: ±1/16
ANGULAR: ±0.5°

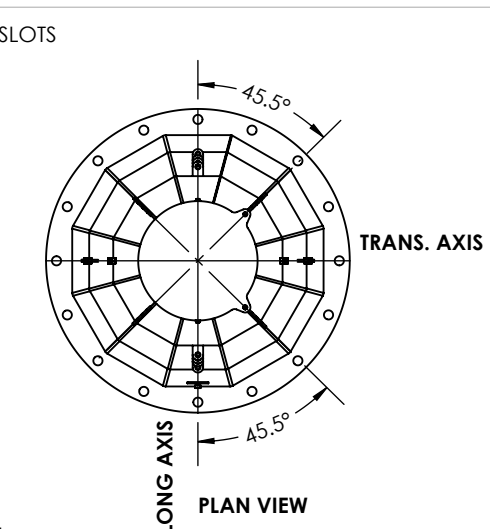
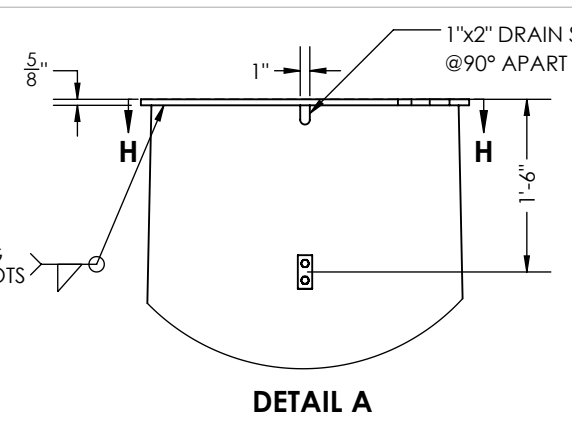
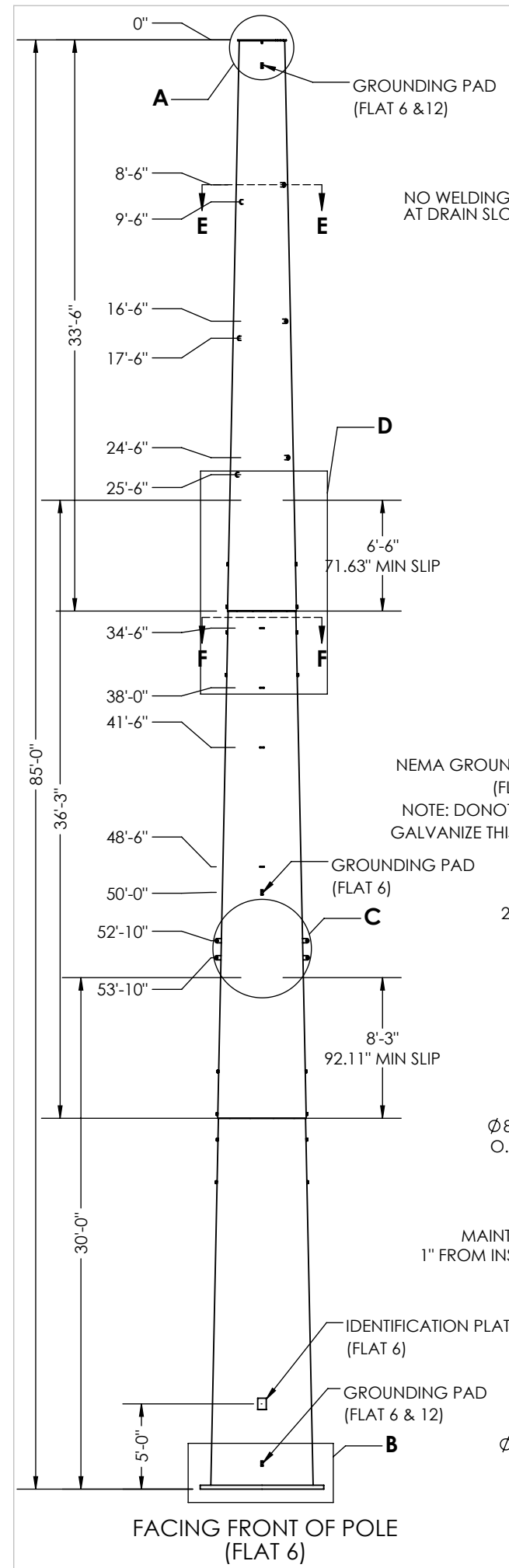
SPECIFICATIONS
FINISH: GALVANIZED
SCALE: NTS B
DO NOT SCALE DRAWING

BY: PS
DATE: 04/21/2022
CHKD: -
LAST REV: CPT 09/23/2022
THIRD ANGLE PROJECTION

JOB NO. 22-10571
PART NO. 10571-9300
DWG NO. 10571-9300_STR#151
SHEET: 1 OF 1

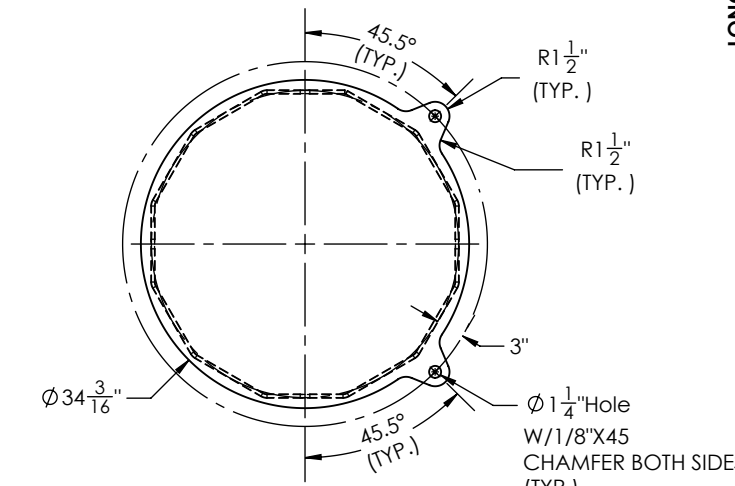
QTY: 01
REV. A

GREENVILLE UTILITIES
STR# 151 - 80FT.



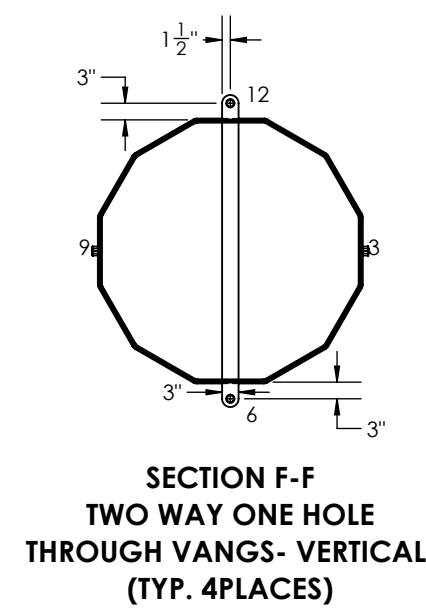
TOP WEIGHT: 6162.63 lbs
 MID WEIGHT: 9925.23 lbs
 BOT WEIGHT: 13379.39 lbs

ITEM NO.	PART NUMBER	DESCRIPTION	Material	QTY.
1	10571-SECC030	SECTION,POLE, 48.5" x 32.0" x 0.375" x 33'-5"	A572 GR.65	1
2	10571-SECB070	SECTION,POLE, 62.28" x 44.43" x 0.4375" x 36'-25"	A572 GR.65	1
3	10571-SECA070	SECTION POLE, 72.0" x 57.22" x 0.5" x 30'-0"	A572 GR.65	1
4	42107	BOLT, 1/2-13x 1 1/2", SS, HH, FULL THREAD	SS	6



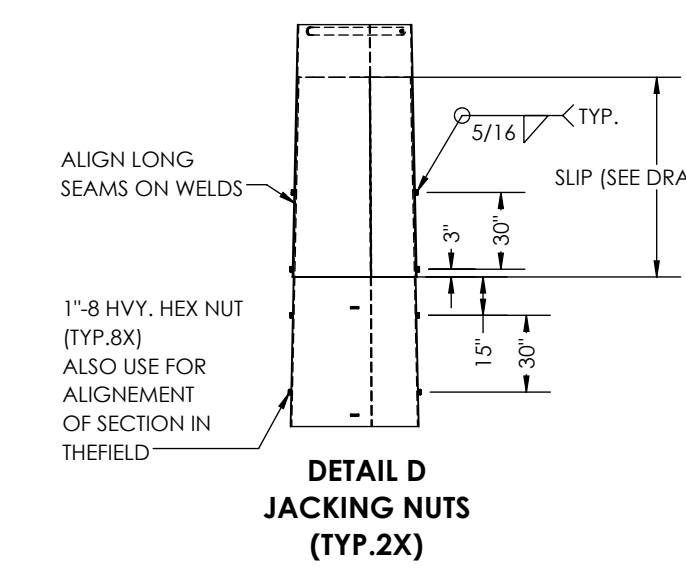
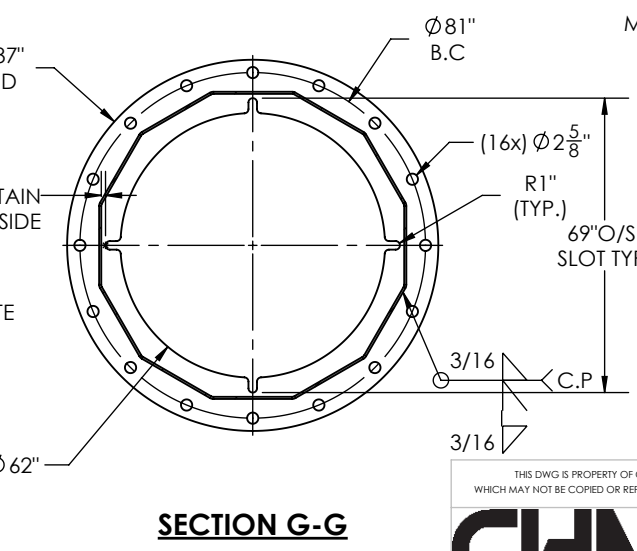
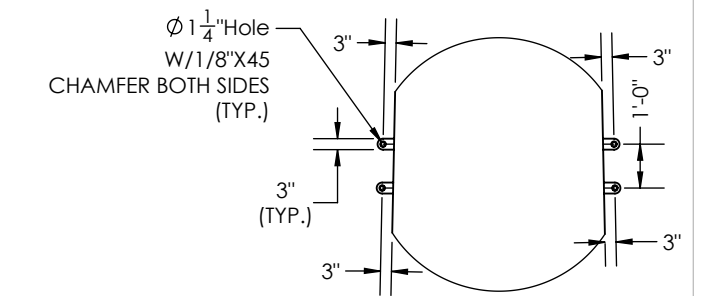
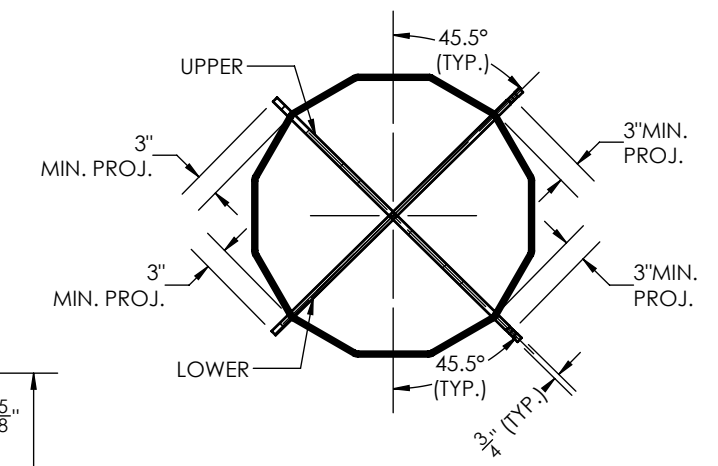
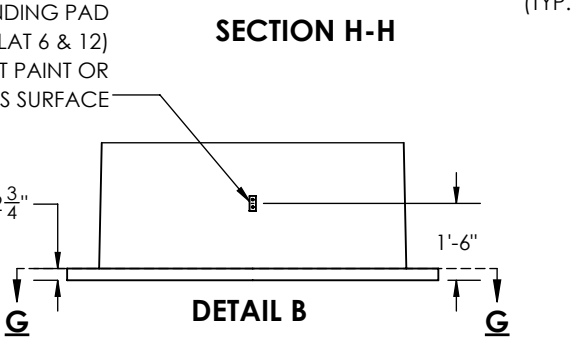
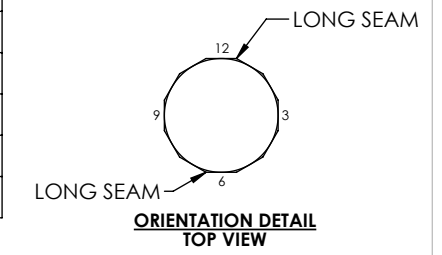
STR #153
 85FT
 10571-9400
 MM/YY
 MFG-WO-NO
 GUC
 WEIGHT: XXX
 10273.41 FT-K

ID TAG DETAIL
 3/8" ENGRAVED



HOLE CHART

HOLE SIZE(in)	Distance from Top of pole	Flats
7/8	34'-1"	3, 9
7/8	34'-11"	3, 9
7/8	37'-7"	3, 9
7/8	38'-5"	3, 9
7/8	41'-1"	3, 9
7/8	41'-11"	3, 9
11/16	49'-0"	3, 9
11/16	49'-6"	6, 12



GENERAL NOTES:
 1. SHAFT DIMENSIONS ARE 12 SIDED MEASURED FLAT TO FLAT.
 2. ALL FULL PENETRATION WELDS TO BE U.T. INSPECTED.
 3. WELDING CODE AWS D1.1.
 4. FINISH HOT DIP GALVANIZING.

THIS DWG IS PROPERTY OF CHM INDUSTRIES AND CONTAINS PROPRIETARY INFORMATION WHICH MAY NOT BE COPIED OR REPRODUCED WITHOUT PRIOR WRITTEN CONSENT FROM CHM INDUSTRIES.

CHM INDUSTRIES

700 E. MCCLEROY, SUITE A
 SAGINAW, TEXAS 76179
 682.286.0046 PH
 682.286.0086 FX
 CHMINDUSTRIES.COM

DIMENSIONS ARE IN INCHES UNLESS OTHERWISE SPECIFIED

BREAK ALL SHARP EDGES .005/.015.
 REMOVE ALL BURRS AND CHIPS

TOLERANCES UNLESS OTHERWISE SPECIFIED

GENERAL TOLERANCE: ±1/16
 ANGULAR: ±0.5°

SPECIFICATIONS

FINISH: GALVANIZED

SCALE: NTS B

DO NOT SCALE DRAWING

BY: PS
 DATE: 04/21/2022

CHKD: -
 LAST REV.: CPT 09/23/2022

THIRD ANGLE PROJECTION

QTY: 01

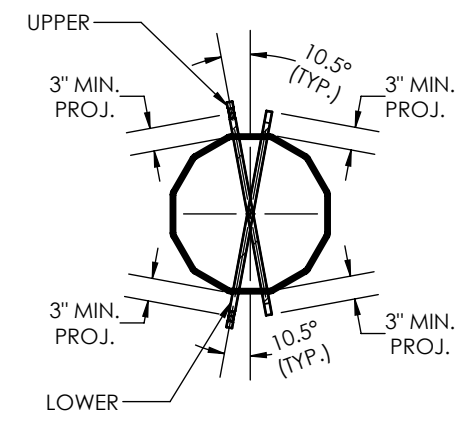
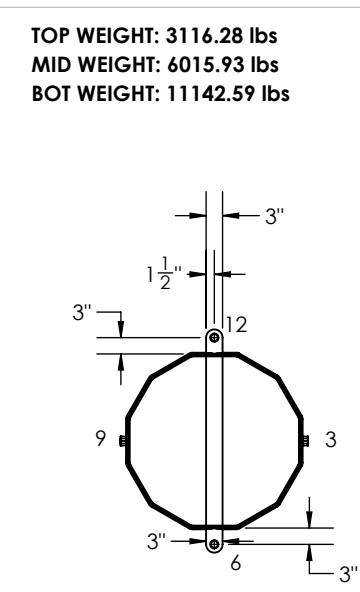
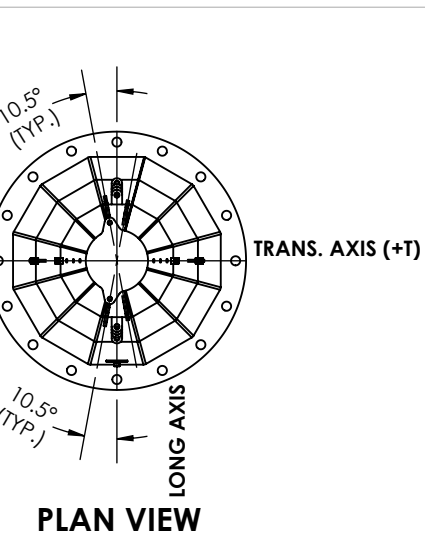
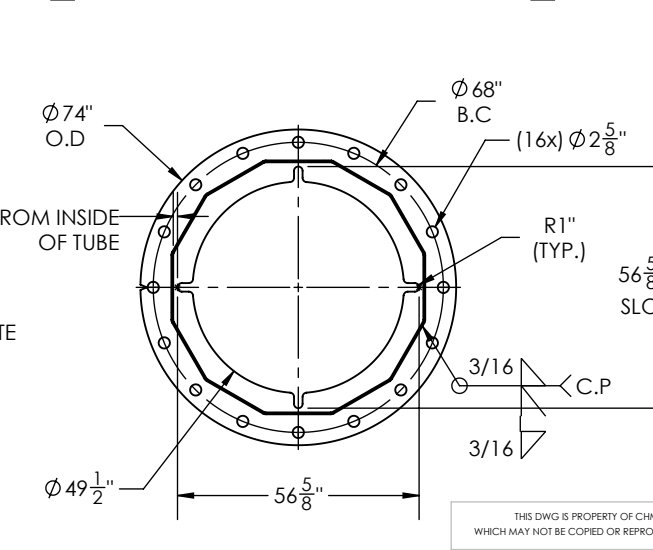
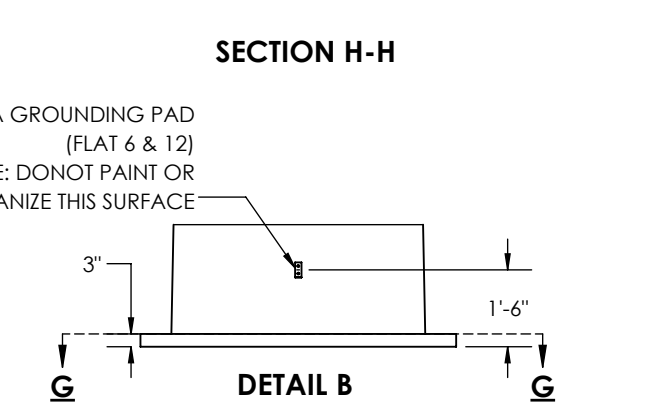
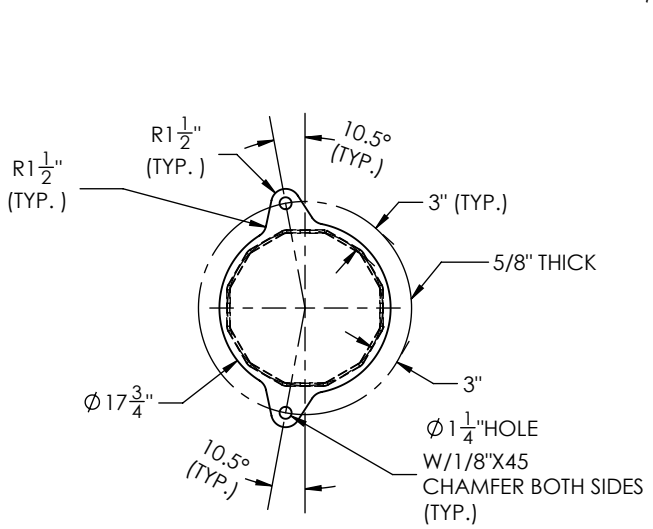
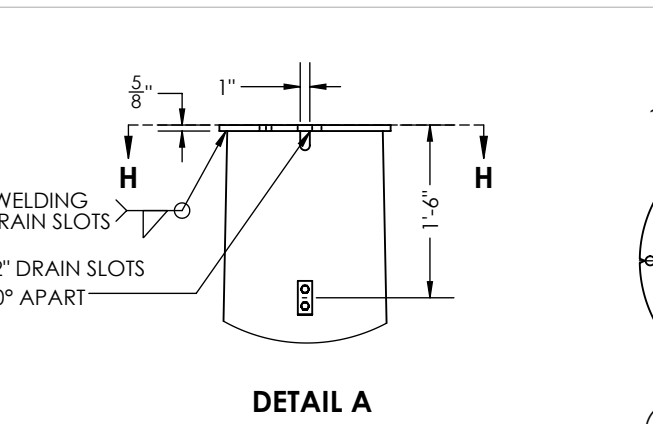
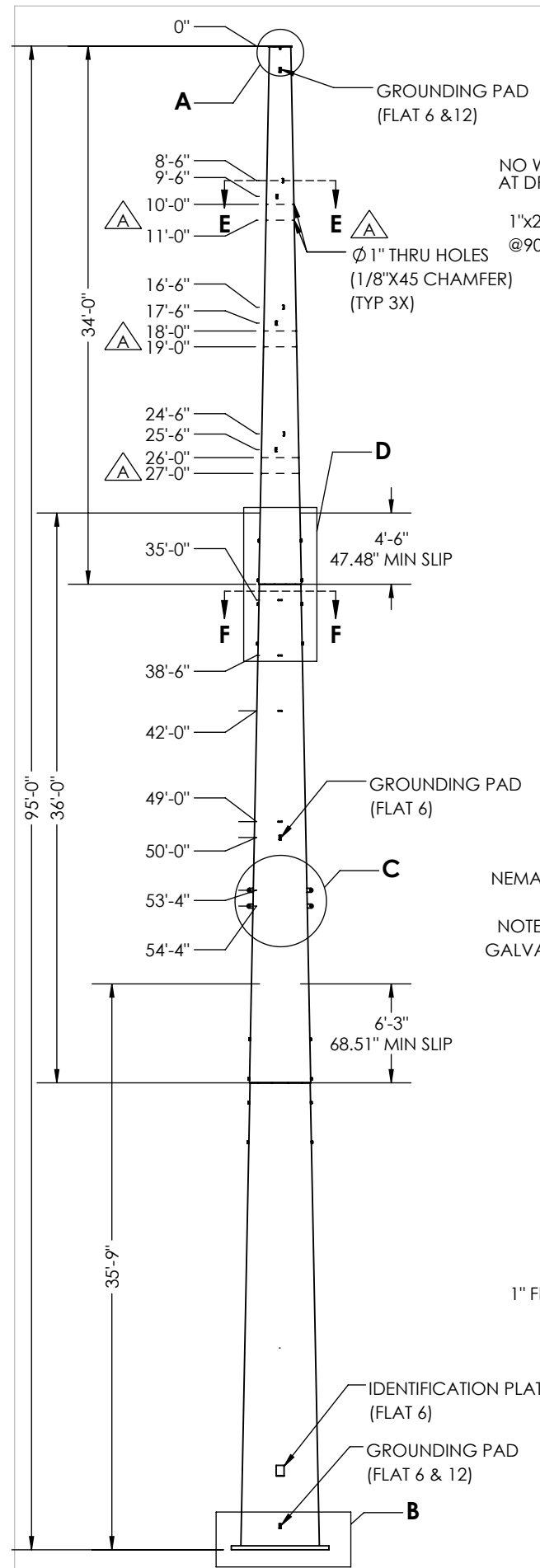
JOB NO. 22-10571

PART NO. 10571-9400

DWG NO. 10571-9400_STR#153 SHEET: 1 OF 1

REV. A

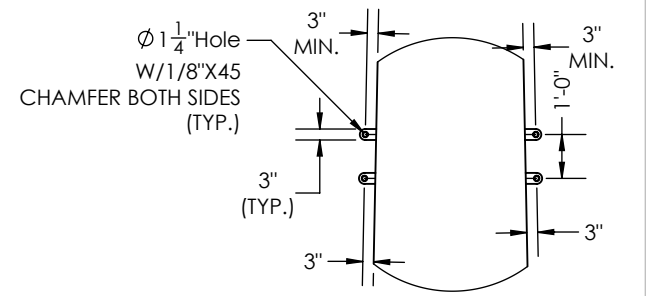
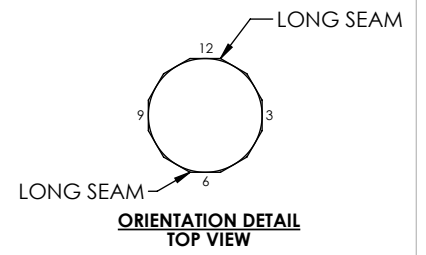
GREENVILLE UTILITIES
 STR# 153 - 85FT.



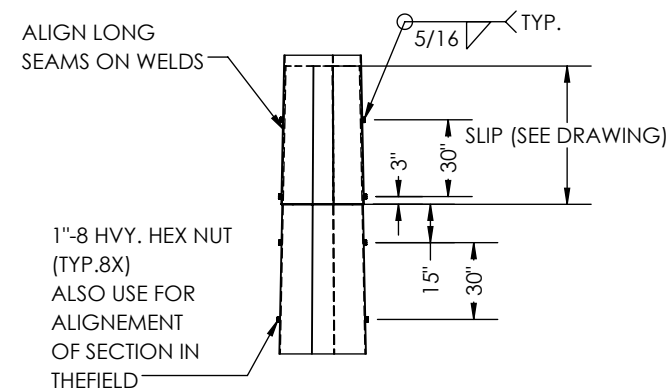
**SECTION E-E
TRANSMISSION ONE WAY VANG
(TYP. 3X)**

ITEM NO.	PART NUMBER	DESCRIPTION	Material	QTY.
1	10571-SECC031	SECTION,POLE, 32.28" x 16.20" x 0.3125" x 34'-0"	A572 GR.65	1
2	10571-SECB071	SECTION,POLE, 46.42" x 29.40" x 0.375" x 36'-0"	A572 GR.65	1
3	10571-SECA071	SECTION POLE, 59.50" x 42.59" x 0.4375" x 35'-9"	A572 GR.65	1
4	42107	BOLT, 1/2-13x 1 1/2", SS, HH, FULL THREAD	SS	6

HOLE CHART		
HOLE SIZE(in)	Distance from Top of pole	Flats
1	10'-0"	3, 9
1	11'-0"	3, 9
1	18'-0"	3, 9
1	19'-0"	3, 9
1	26'-0"	3, 9
1	27'-0"	3, 9
7/8	34'-7"	3, 9
7/8	35'-5"	3, 9
7/8	38'-1"	3, 9
7/8	38'-11"	3, 9
7/8	41'-7"	3, 9
7/8	42'-5"	3, 9
11/16	49'-3"	3, 9
11/16	50'-0"	6, 12



**DETAIL C
TWO WAY ONW HOLE
THROUGH VANGS- HORIZONTAL**



**DETAIL D
JACKING NUTS
(TYP. 2X)**

- GENERAL NOTES:
1. SHAFT DIMENSIONS ARE 12 SIDED MEASURED FLAT TO FLAT.
 2. ALL FULL PENETRATION WELDS TO BE U.T. INSPECTED.
 3. WELDING CODE AWS D1.1.
 4. FINISH HOT DIP GALVANIZING.

**FACING FRONT OF POLE
(FLAT 6)**

SECTION G-G



700 E. MCCLEROY, SUITE A
SAGINAW, TEXAS 76179
682.286.0046 PH
682.286.0086 FX
CHMINDUSTRIES.COM

BREAK ALL SHARP EDGES 005/.015.
REMOVE ALL BURRS AND CHIPS

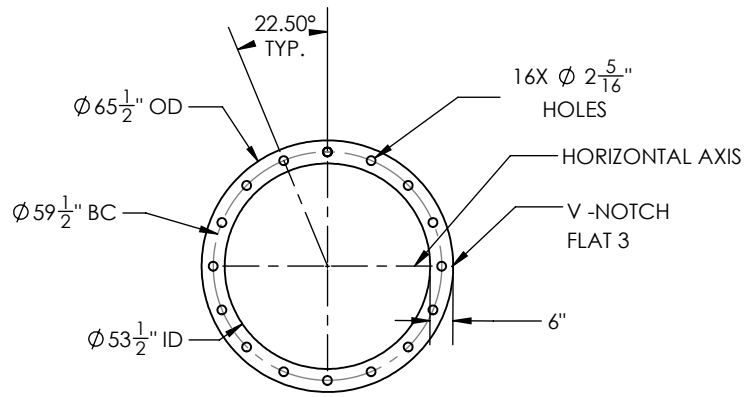
TOLERANCES UNLESS OTHERWISE SPECIFIED

GENERAL TOLERANCE: ±1/16
ANGULAR: ±0.5°

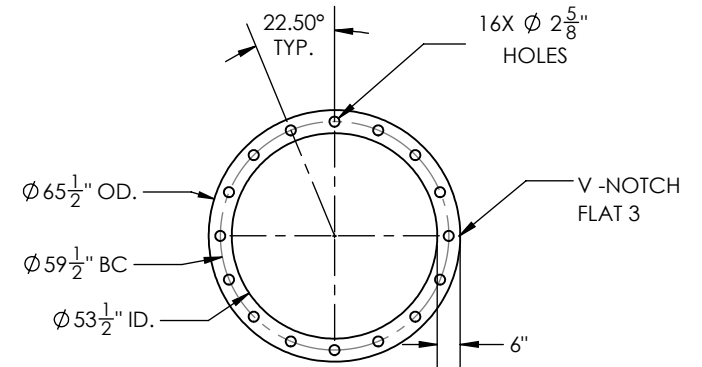
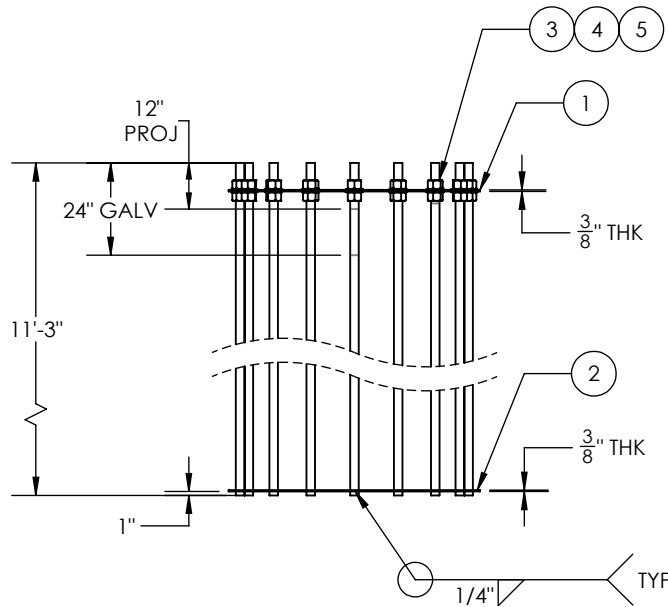
SPECIFICATIONS		BY	DATE	JOB NO.	PART NO.	DWG NO.	REV.
FINISH:	GALVANIZED	PS	04/21/2022	22-10571	10571-9500	10571-9500_STR#154	A
SCALE:	NTS	CPT	09/23/2022				
DO NOT SCALE DRAWING		THIRD ANGLE PROJECTION					

**GREENVILLE UTILITIES
STR# 154 - 95FT.**

QTY: 01



TOP CAGE PLATE



BOTTOM CAGE PLATE

ITEM NO.	PART NUMBER	DESCRIPTION	MATERIAL	QTY.
1	10571-A-ABT001	ANCHOR CAGE PLATE, 65 1/2" X 0.375" 16H	A36	1
2	10571-A-ABT002	ANCHOR CAGE PLATE, 65 1/2" X 0.375" 16H	A36	1
3	10551-STRS1-001	ANCHOR BOLTS, $\phi 2\frac{1}{4}$ " X 11'-3"	A615 GR75	16
4	43035	NUT, HEAVY HEX, 2 1/4"-4.5, HDG, A563	A563	32
5	44070	Washer, Flat, 2 1/4", SS	SS	32

GENERAL NOTES:

1. ANCHOR CAGE TO SHIP ASSEMBLED.
2. MARK "10571-9600" ON TOP RING.
3. ANCHOR BOLT CAGE WEIGHT = 3001.76 LBS.

THIS DWG IS PROPERTY OF CHM INDUSTRIES AND CONTAINS PROPRIETARY INFORMATION WHICH MAY NOT BE COPIED OR REPRODUCED WITHOUT PRIOR WRITTEN CONSENT FROM CHM INDUSTRIES.

DIMENSIONS ARE IN INCHES UNLESS OTHERWISE SPECIFIED

SPECIFICATIONS

MATERIAL:	
FINISH:	-
SCALE:	1:48
DO NOT SCALE DRAWING	

BY	DATE
CREATED: TG	06/23/2022
CHK'D:	-
LAST REV.:	-
THIRD ANGLE PROJECTION	

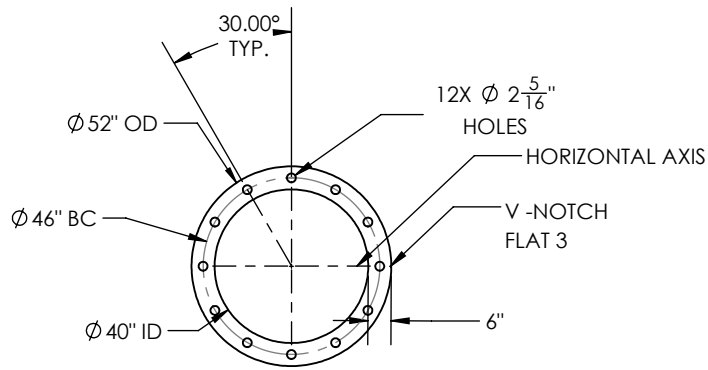
JOB NO.	PART NO.	DWG NO.	REV.
22-10571	10571-9600	10571-9600 SHEET: 1 of 1	1
ANCHOR CAGE ASSY 65.50 X 11'-3" STR# 1 GREENVILLE UTILITIES			



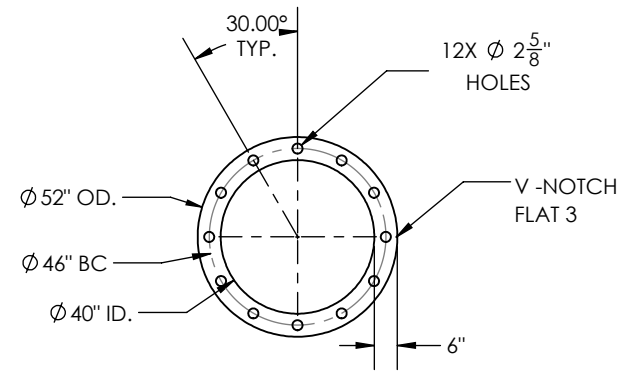
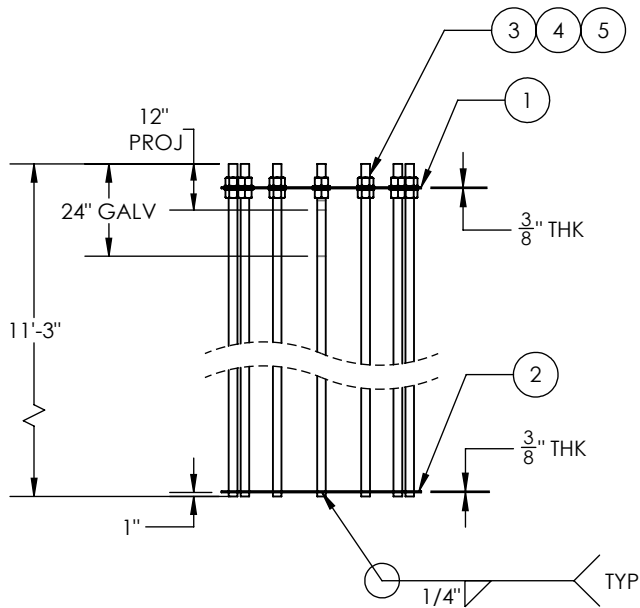
700 E. MCLEROY, SUITE A
SAGINAW, TEXAS 76179
682.284.0046 PH
682.284.0086 FX
CHMINDUSTRIES.COM

BREAK ALL SHARP EDGES .005/.015.
REMOVE ALL BURRS AND CHIPS

TOLERANCES UNLESS OTHERWISE SPECIFIED
GENERAL TOLERANCE: $\pm 1/16$
ANGULAR: $\pm 0.5^\circ$



TOP CAGE PLATE



BOTTOM CAGE PLATE

ITEM NO.	PART NUMBER	DESCRIPTION	MATERIAL	QTY.
1	10571-A-ABT003	ANCHOR CAGE PLATE, 52" X 0.375" 12H	A36	1
2	10571-A-ABT004	ANCHOR CAGE PLATE, 52" X 0.375" 12H	A36	1
3	10551-STRS1-001	ANCHOR BOLTS, \varnothing 2 1/4" X 11'-3"	A615 GR75	12
4	43035	NUT, HEAVY HEX, 2 1/4"-4.5, HDG, A563	A563	24
5	44070	Washer, Flat, 2 1/4", SS	SS	24

GENERAL NOTES:

1. ANCHOR CAGE TO SHIP ASSEMBLED.
2. MARK "10571-9700" ON TOP RING.
3. ANCHOR BOLT CAGE WEIGHT = 2282.60 LBS.

QTY:	REL. DATE
1	

THIS DWG IS PROPERTY OF CHM INDUSTRIES AND CONTAINS PROPRIETARY INFORMATION WHICH MAY NOT BE COPIED OR REPRODUCED WITHOUT PRIOR WRITTEN CONSENT FROM CHM INDUSTRIES.

DIMENSIONS ARE IN INCHES UNLESS OTHERWISE SPECIFIED

SPECIFICATIONS

MATERIAL:	GALVANIZED
FINISH:	GALVANIZED
SCALE:	1:48
DO NOT SCALE DRAWING	

BY	DATE
TG	06/23/2022
CHK'D:	-
LAST REV.:	-
THIRD ANGLE PROJECTION	

JOB NO.	22-10571
---------	----------

PART NO.	10571-9700
----------	------------

DWG NO.	10571-9700
SHEET:	1 of 1
REV.	-



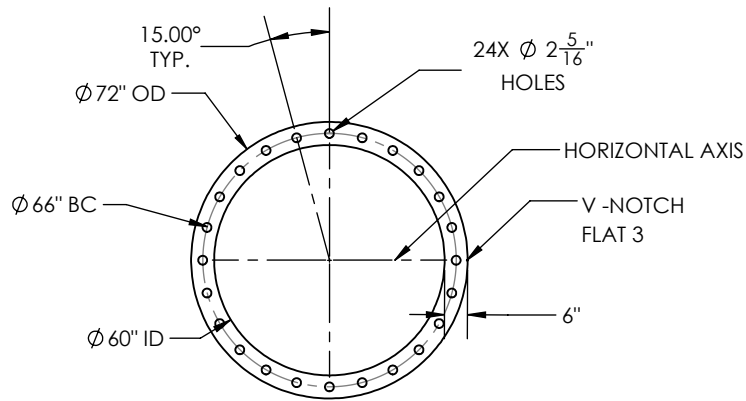
700 E. MCLEROY, SUITE A
SAGINAW, TEXAS 76179
682.286.0046 PH
682.286.0086 FX
CHMINDUSTRIES.COM

BREAK ALL SHARP EDGES .005/.015.
REMOVE ALL BURRS AND CHIPS

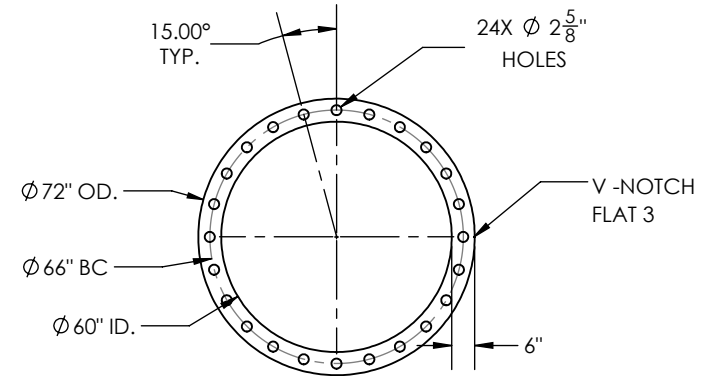
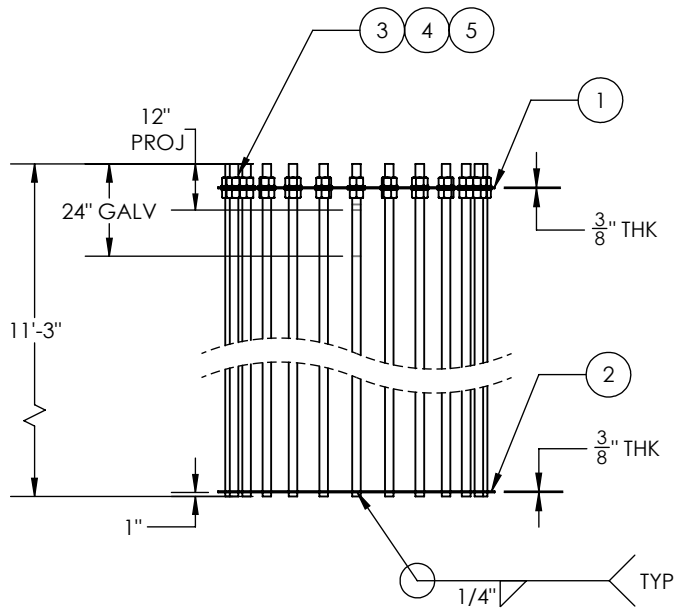
TOLERANCES UNLESS OTHERWISE SPECIFIED
GENERAL TOLERANCE: \pm 1/16
ANGULAR: \pm 0.5°

ANCHOR CAGE ASSY 52.00 X 11'-3"
STR# 3

GREENVILLE UTILITIES



TOP CAGE PLATE



BOTTOM CAGE PLATE

ITEM NO.	PART NUMBER	DESCRIPTION	Material	QTY.
1	10571-A-ABT005	ANCHOR CAGE PLATE, 72" X 0.375" 24H	A36	1
2	10571-A-ABT006	ANCHOR CAGE PLATE, 72" X 0.375" 24H	A36	1
3	10551-STRS1-001	ANCHOR BOLTS, Ø2 1/4" X 11'-3"	A615 GR75	24
4	43035	NUT, HEAVY HEX, 2 1/4"-4.5, HDG, A563	A563	48
5	44070	Washer, Flat, 2 1/4", SS	SS	48

GENERAL NOTES:

1. ANCHOR CAGE TO SHIP ASSEMBLED.
2. MARK "10571-9800" ON TOP RING.
3. ANCHOR BOLT CAGE WEIGHT = 4407.11 LBS.

THIS DWG IS PROPERTY OF CHM INDUSTRIES AND CONTAINS PROPRIETARY INFORMATION WHICH MAY NOT BE COPIED OR REPRODUCED WITHOUT PRIOR WRITTEN CONSENT FROM CHM INDUSTRIES.

DIMENSIONS ARE IN INCHES UNLESS OTHERWISE SPECIFIED

SPECIFICATIONS

MATERIAL:	GALVANIZED	
FINISH:	GALVANIZED	
SCALE:	1:48	A
DO NOT SCALE DRAWING		

BY	DATE
CREATED: TG	06/23/2022
CHK'D:	-
LAST REV.:	-
THIRD ANGLE PROJECTION	

JOB NO.	PART NO.	DWG NO.	REV.
22-10571	10571-9800	10571-9800 SHEET: 1 of 1	1
ANCHOR CAGE ASSY 72.00 X 11'-3" STR# 4			
GREENVILLE UTILITIES			

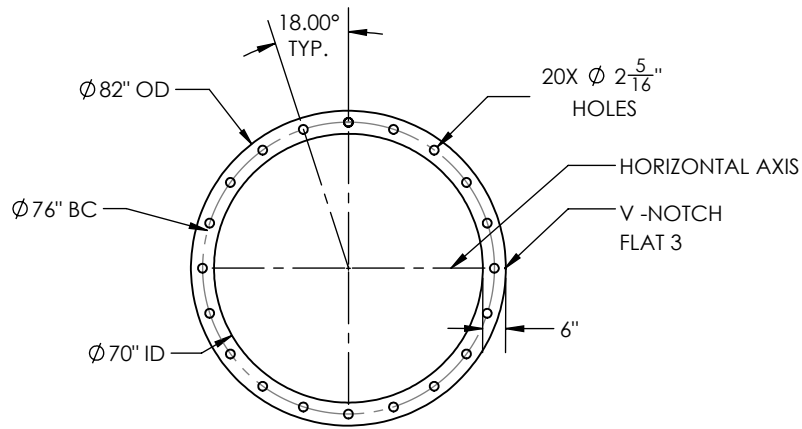


700 E. MCLEROY, SUITE A
SAGINAW, TEXAS 76179
682.286.0046 PH
682.286.0086 FX
CHMINDUSTRIES.COM

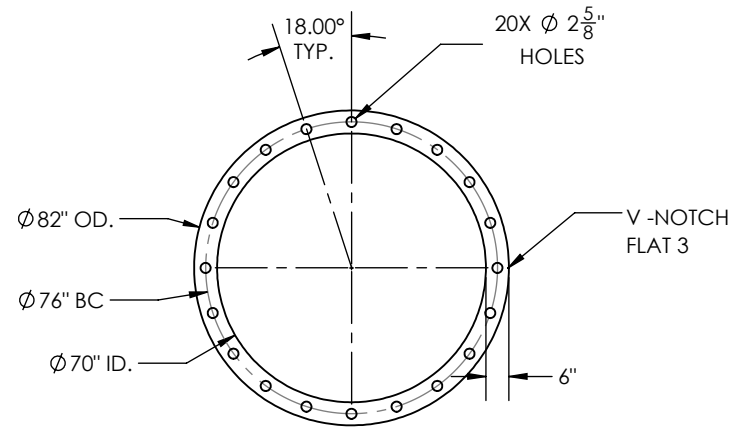
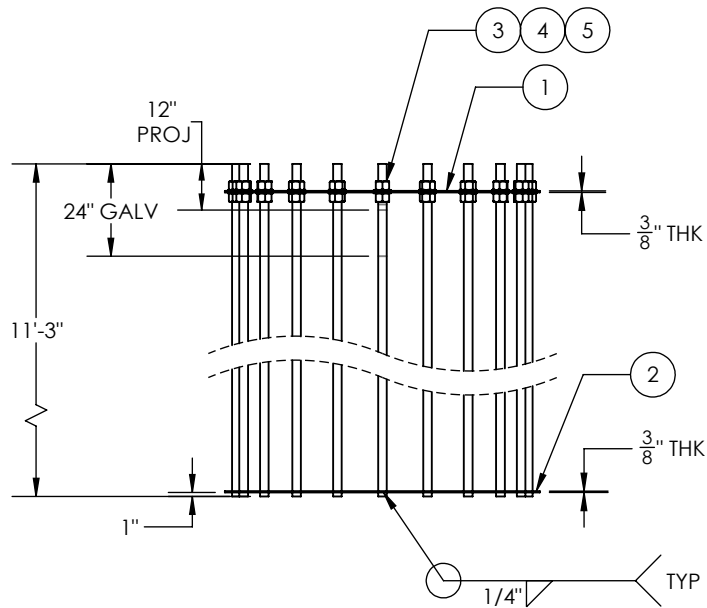
BREAK ALL SHARP EDGES .005/.015.
REMOVE ALL BURRS AND CHIPS

TOLERANCES UNLESS OTHERWISE SPECIFIED
GENERAL TOLERANCE: ±1/16
ANGULAR: ±0.5°

QTY:	REL. DATE
1	



TOP CAGE PLATE



BOTTOM CAGE PLATE

ITEM NO.	PART NUMBER	DESCRIPTION	MATERIAL	QTY.
1	10571-A-ABT007	ANCHOR CAGE PLATE, 82" X 0.375" 20H	A36	1
2	10571-A-ABT008	ANCHOR CAGE PLATE, 82" X 0.375" 20H	A36	1
3	10551-STRS1-001	ANCHOR BOLTS, \varnothing 2 1/4" X 11'-3"	A615 GR75	20
4	43035	NUT, HEAVY HEX, 2 1/4"-4.5, HDG, A563	A563	40
5	44070	Washer, Flat, 2 1/4", SS	SS	40

GENERAL NOTES:

1. ANCHOR CAGE TO SHIP ASSEMBLED.
2. MARK "10571-9900" ON TOP RING.
3. ANCHOR BOLT CAGE WEIGHT = 3831.00 LBS.

QTY:	REL. DATE
1	

THIS DWG IS PROPERTY OF CHM INDUSTRIES AND CONTAINS PROPRIETARY INFORMATION WHICH MAY NOT BE COPIED OR REPRODUCED WITHOUT PRIOR WRITTEN CONSENT FROM CHM INDUSTRIES.

DIMENSIONS ARE IN INCHES UNLESS OTHERWISE SPECIFIED

SPECIFICATIONS

MATERIAL:	GALVANIZED
SCALE:	1:48
FINISH:	A
DO NOT SCALE DRAWING	

BY	DATE
TG	06/23/2022
CHK'D:	-
LAST REV.:	-
THIRD ANGLE PROJECTION	

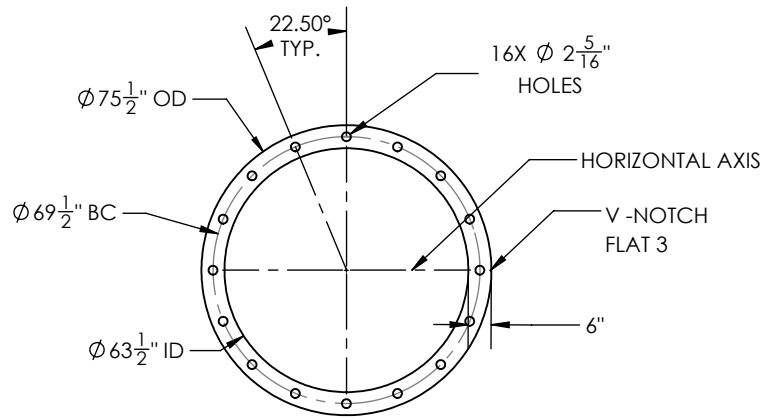
JOB NO.	PART NO.	DWG NO.	REV.
22-10571	10571-9900	10571-9900 SHEET: 1 of 1	-
ANCHOR CAGE ASSY 82.00 X 11'-3" STR# 5 GREENVILLE UTILITIES			



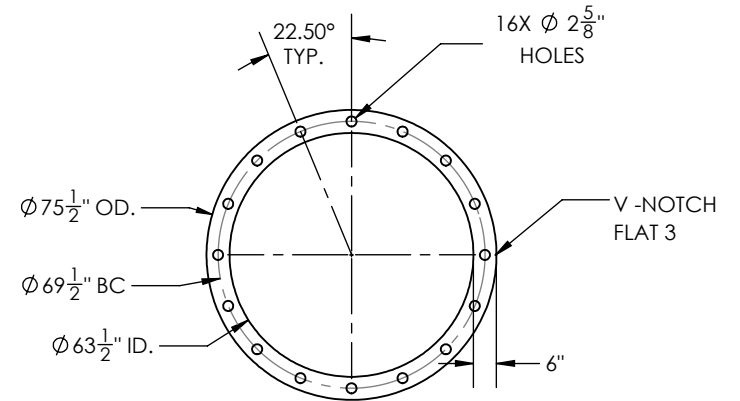
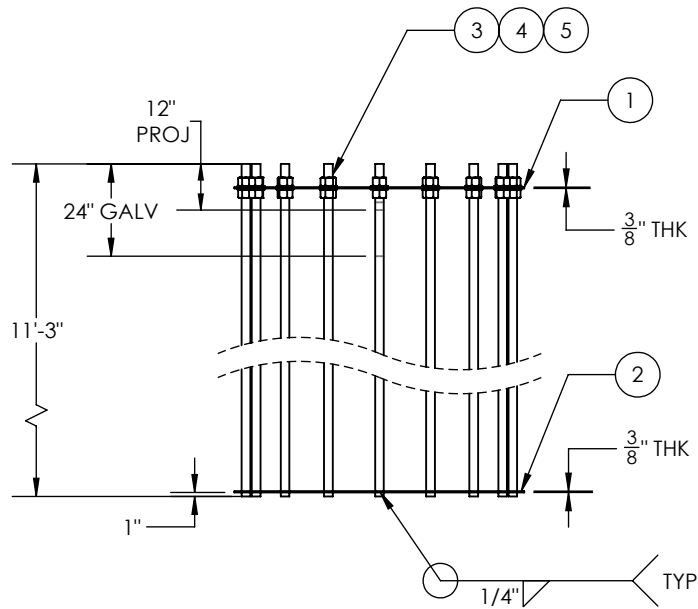
700 E. MCLEROY, SUITE A
SAGINAW, TEXAS 76179
682.286.0046 PH
682.286.0086 FX
CHMINDUSTRIES.COM

BREAK ALL SHARP EDGES .005/.015.
REMOVE ALL BURRS AND CHIPS

TOLERANCES UNLESS OTHERWISE SPECIFIED
GENERAL TOLERANCE: \pm 1/16
ANGULAR: \pm 0.5°



TOP CAGE PLATE



BOTTOM CAGE PLATE

ITEM NO.	PART NUMBER	DESCRIPTION	Material	QTY.
1	10571-A-ABT009	ANCHOR CAGE PLATE, 75 1/2" X 0.375" 16H	A36	1
2	10571-A-ABT010	ANCHOR CAGE PLATE, 75 1/2" X 0.375" 16H	A36	1
3	10551-STRS1-001	ANCHOR BOLTS, $\phi 2\frac{1}{4}$ " X 11'-3"	A615 GR75	16
4	43035	NUT, HEAVY HEX, 2 1/4"-4.5, HDG, A563	A563	32
5	44070	Washer, Flat, 2 1/4", SS	SS	32

GENERAL NOTES:

1. ANCHOR CAGE TO SHIP ASSEMBLED.
2. MARK "10571-10000" ON TOP RING.
3. ANCHOR BOLT CAGE WEIGHT = 3044.26 LBS.

QTY:	REL. DATE
1	

THIS DWG IS PROPERTY OF CHM INDUSTRIES AND CONTAINS PROPRIETARY INFORMATION WHICH MAY NOT BE COPIED OR REPRODUCED WITHOUT PRIOR WRITTEN CONSENT FROM CHM INDUSTRIES.

DIMENSIONS ARE IN INCHES UNLESS OTHERWISE SPECIFIED

SPECIFICATIONS

MATERIAL:	GALVANIZED
SCALE:	1:48
DO NOT SCALE DRAWING	

BY	DATE
TG	06/23/2022
CHK'D:	-
LAST REV.:	-
THIRD ANGLE PROJECTION	

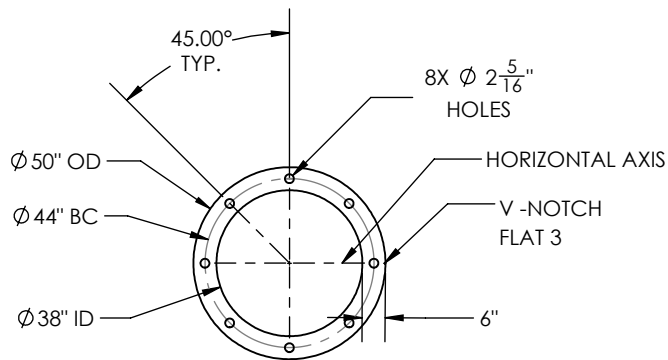
JOB NO.	PART NO.	DWG NO.	REV.
22-10571	10571-10000	10571-10000	-
SHEET: 1 of 1			
ANCHOR CAGE ASSY 75.50 X 11'-3" STR# 6 GREENVILLE UTILITIES			



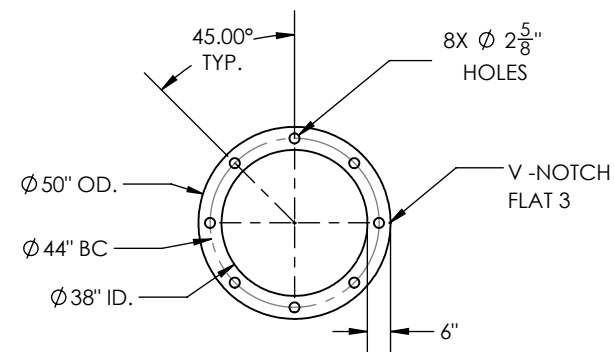
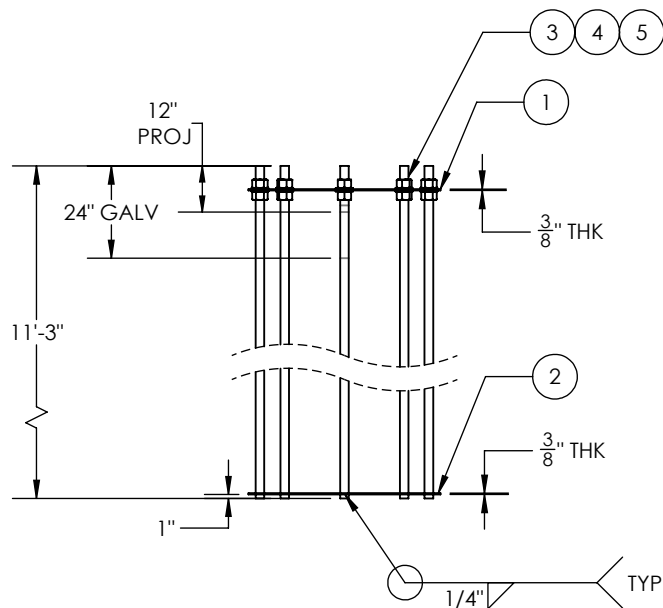
700 E. MCLEROY, SUITE A
SAGINAW, TEXAS 76179
682.286.0046 PH
682.286.0086 FX
CHMINDUSTRIES.COM

BREAK ALL SHARP EDGES .005/.015.
REMOVE ALL BURRS AND CHIPS

TOLERANCES UNLESS OTHERWISE SPECIFIED
GENERAL TOLERANCE: $\pm 1/16$
ANGULAR: $\pm 0.5^\circ$



TOP CAGE PLATE



BOTTOM CAGE PLATE

ITEM NO.	PART NUMBER	DESCRIPTION	Material	QTY.
1	10571-A-ABT011	ANCHOR CAGE PLATE, 50" X 0.375" 8H	A36	1
2	10571-A-ABT012	ANCHOR CAGE PLATE, 50" X 0.375" 8H	A36	1
3	10551-STRS1-001	ANCHOR BOLTS, \varnothing 2 1/4" X 11'-3"	A615 GR75	8
4	43035	NUT, HEAVY HEX, 2 1/4"-4.5, HDG, A563	A563	16
5	44070	Washer, Flat, 2 1/4", SS	SS	16

GENERAL NOTES:

1. ANCHOR CAGE TO SHIP ASSEMBLED.
2. MARK "10571-10100" ON TOP RING.
3. ANCHOR BOLT CAGE WEIGHT = 1561.44 LBS.

QTY:	REL. DATE
1	

THIS DWG IS PROPERTY OF CHM INDUSTRIES AND CONTAINS PROPRIETARY INFORMATION WHICH MAY NOT BE COPIED OR REPRODUCED WITHOUT PRIOR WRITTEN CONSENT FROM CHM INDUSTRIES.

DIMENSIONS ARE IN INCHES UNLESS OTHERWISE SPECIFIED

SPECIFICATIONS

MATERIAL:	GALVANIZED
FINISH:	GALVANIZED
SCALE:	1:48
DO NOT SCALE DRAWING	

BY	DATE
TG	06/23/2022
CHK'D:	-
LAST REV.:	-
THIRD ANGLE PROJECTION	

JOB NO.	22-10571
---------	----------

PART NO.	10571-10100
----------	-------------

DWG NO.	10571-10100
SHEET:	1 of 1
REV.	-



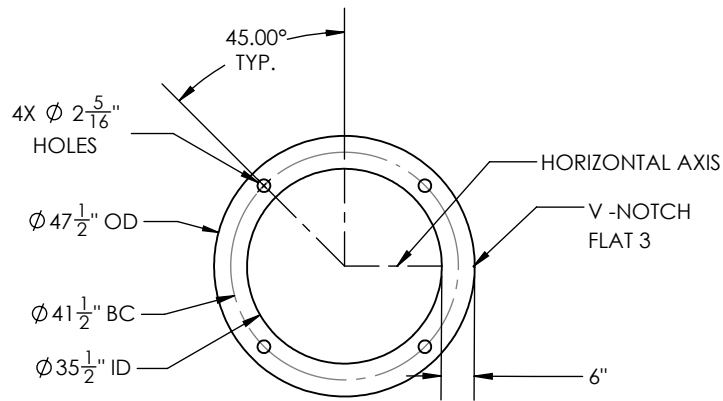
700 E. MCLEROY, SUITE A
SAGINAW, TEXAS 76179
682.284.0046 PH
682.286.0086 FX
CHMINDUSTRIES.COM

BREAK ALL SHARP EDGES .005/.015.
REMOVE ALL BURRS AND CHIPS

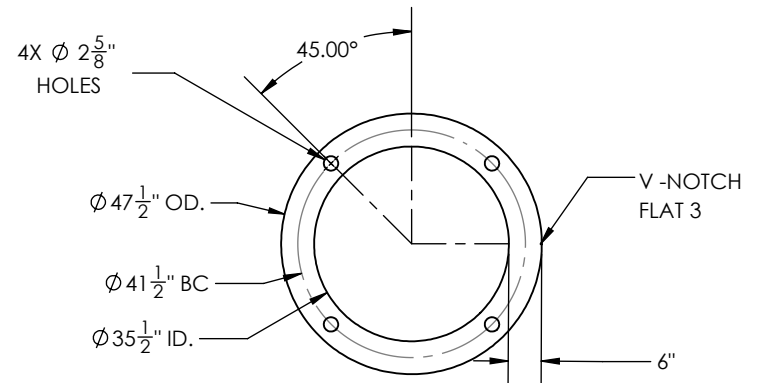
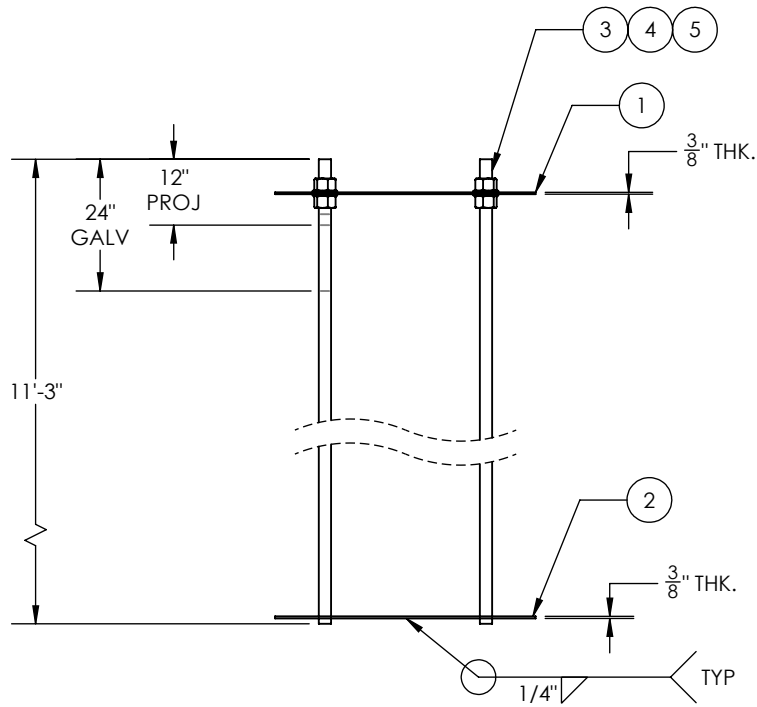
TOLERANCES UNLESS OTHERWISE SPECIFIED
GENERAL TOLERANCE: \pm 1/16
ANGULAR: \pm 0.5°

ANCHOR CAGE ASSY 50.00 X 11'-3"
STR# 8

GREENVILLE UTILITIES



TOP CAGE PLATE



BOTTOM CAGE PLATE

ITEM NO.	PART NUMBER	DESCRIPTION	Material	QTY.
1	10571-A-ABT013	ANCHOR CAGE PLATE, 47 1/2" X 0.375" 4H	A36	1
2	10571-A-ABT014	ANCHOR CAGE PLATE, 47 1/2" X 0.375" 4H	A36	1
3	10551-STRS1-001	ANCHOR BOLTS, Ø2 1/4" X 11'-3"	A615 GR75	4
4	43035	NUT, HEAVY HEX, 2 1/4"-4.5, HDG, A563	A563	8
5	44070	Washer, Flat, 2 1/4", SS	SS	8

GENERAL NOTES:

1. ANCHOR CAGE TO SHIP ASSEMBLED.
2. MARK "10571-10200" ON TOP RING.
3. ANCHOR BOLT CAGE WEIGHT = 863.60 LBS.

THIS DWG IS PROPERTY OF CHM INDUSTRIES AND CONTAINS PROPRIETARY INFORMATION WHICH MAY NOT BE COPIED OR REPRODUCED WITHOUT PRIOR WRITTEN CONSENT FROM CHM INDUSTRIES.

DIMENSIONS ARE IN INCHES UNLESS OTHERWISE SPECIFIED

SPECIFICATIONS

MATERIAL: GALVANIZED
 FINISH: GALVANIZED
 SCALE: 1:48
 DO NOT SCALE DRAWING

BY: TG
 DATE: 06/24/2022
 THIRD ANGLE PROJECTION

JOB NO.: 22-10571

PART NO.: 10571-10200

QTY:	REL. DATE
1	
DWG NO.: 10571-10200	REV.: -
SHEET: 1 of 1	



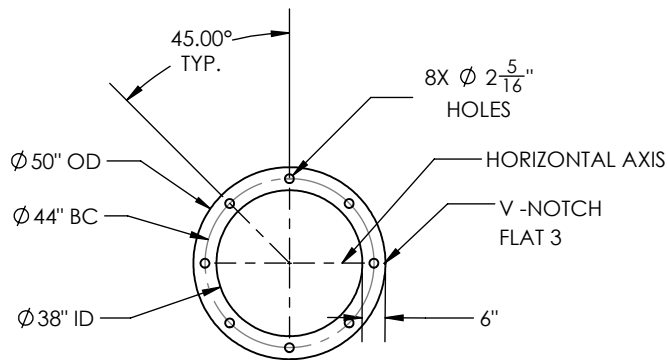
700 E. MCLEROY, SUITE A
 SAGINAW, TEXAS 76179
 682.286.0046 PH
 682.286.0086 FX
 CHMINDUSTRIES.COM

BREAK ALL SHARP EDGES .005/.015. REMOVE ALL BURRS AND CHIPS

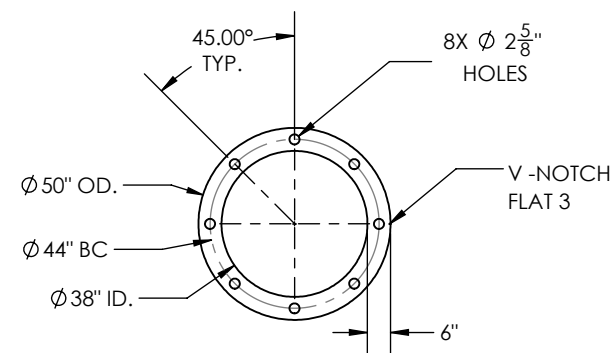
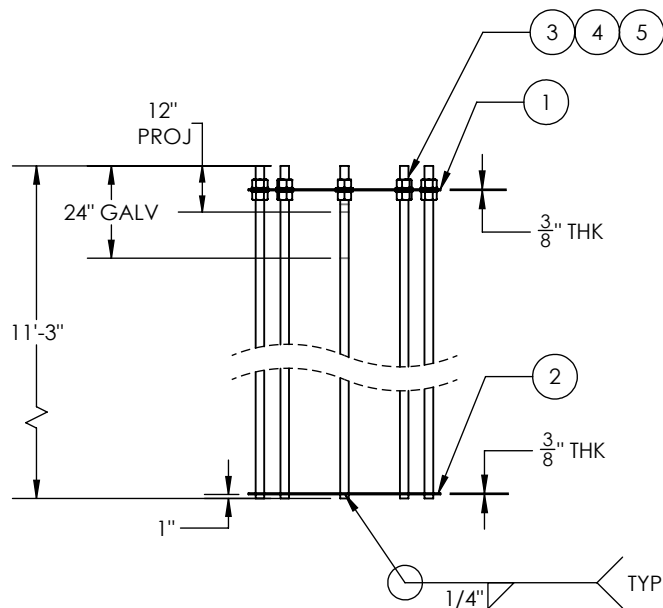
TOLERANCES UNLESS OTHERWISE SPECIFIED
 GENERAL TOLERANCE: ±1/16
 ANGULAR: ±0.5°

ANCHOR CAGE ASSY 47.50 X 11'-3"
 STR# 11

GREENVILLE UTILITIES



TOP CAGE PLATE



BOTTOM CAGE PLATE

ITEM NO.	PART NUMBER	DESCRIPTION	Material	QTY.
1	10571-A-ABT011	ANCHOR CAGE PLATE, 50" X 0.375" 8H	A36	1
2	10571-A-ABT012	ANCHOR CAGE PLATE, 50" X 0.375" 8H	A36	1
3	10551-STRS1-001	ANCHOR BOLTS, ϕ 2 1/4" X 11'-3"	A615 GR75	8
4	43035	NUT, HEAVY HEX, 2 1/4"-4.5, HDG, A563	A563	16
5	44070	Washer, Flat, 2 1/4", SS	SS	16

GENERAL NOTES:

1. ANCHOR CAGE TO SHIP ASSEMBLED.
2. MARK "10571-10300" ON TOP RING.
3. ANCHOR BOLT CAGE WEIGHT = 1561.44 LBS.

QTY:	REL. DATE
1	

THIS DWG IS PROPERTY OF CHM INDUSTRIES AND CONTAINS PROPRIETARY INFORMATION WHICH MAY NOT BE COPIED OR REPRODUCED WITHOUT PRIOR WRITTEN CONSENT FROM CHM INDUSTRIES.

DIMENSIONS ARE IN INCHES UNLESS OTHERWISE SPECIFIED

SPECIFICATIONS

MATERIAL:	GALVANIZED
FINISH:	GALVANIZED
SCALE:	1:48
DO NOT SCALE DRAWING	

BY	DATE
TG	06/23/2022
CHK'D:	-
LAST REV.:	-
THIRD ANGLE PROJECTION	

JOB NO.	22-10571
---------	----------

PART NO.	10571-10300
----------	-------------

DWG NO.	10571-10300
SHEET:	1 of 1
REV.	-



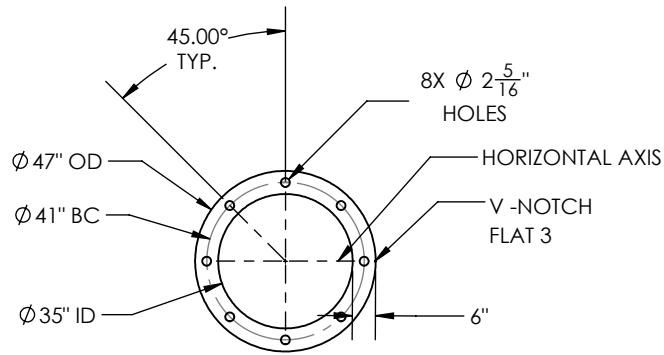
700 E. MCLEROY, SUITE A
SAGINAW, TEXAS 76179
682.284.0046 PH
682.286.0086 FX
CHMINDUSTRIES.COM

BREAK ALL SHARP EDGES .005/.015.
REMOVE ALL BURRS AND CHIPS

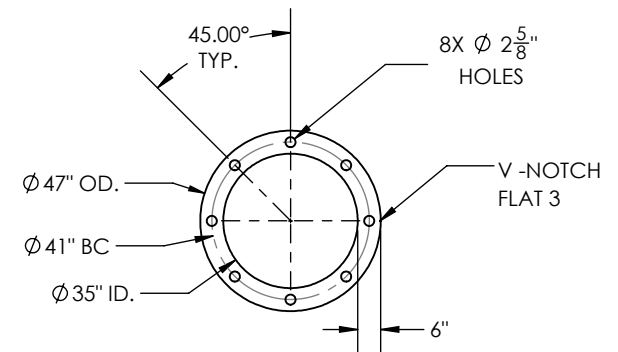
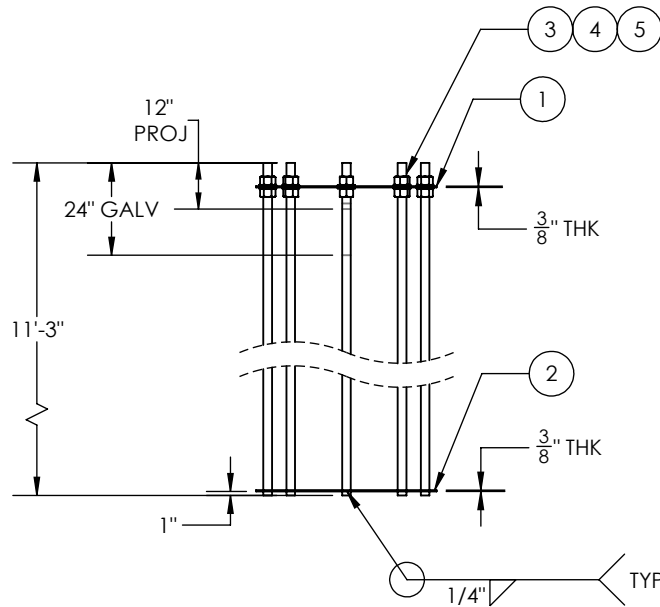
TOLERANCES UNLESS OTHERWISE SPECIFIED
GENERAL TOLERANCE: \pm 1/16
ANGULAR: \pm 0.5°

ANCHOR CAGE ASSY 50.00 X 11'-3"
STR# 13

GREENVILLE UTILITIES



TOP CAGE PLATE



BOTTOM CAGE PLATE

ITEM NO.	PART NUMBER	DESCRIPTION	Material	QTY.
1	10571-A-ABT015	ANCHOR CAGE PLATE, 47" X 0.375" 8H	A36	1
2	10571-A-ABT016	ANCHOR CAGE PLATE, 47" X 0.375" 8H	A36	1
3	10551-STRS1-001	ANCHOR BOLTS, \varnothing 2 1/4" X 11'-3"	A615 GR75	8
4	43035	NUT, HEAVY HEX, 2 1/4"-4.5, HDG, A563	A563	16
5	44070	Washer, Flat, 2 1/4", SS	SS	16

GENERAL NOTES:

1. ANCHOR CAGE TO SHIP ASSEMBLED.
2. MARK "10571-10400" ON TOP RING.
3. ANCHOR BOLT CAGE WEIGHT = 1548.70 LBS.

QTY:	REL. DATE
1	

THIS DWG IS PROPERTY OF CHM INDUSTRIES AND CONTAINS PROPRIETARY INFORMATION WHICH MAY NOT BE COPIED OR REPRODUCED WITHOUT PRIOR WRITTEN CONSENT FROM CHM INDUSTRIES.

DIMENSIONS ARE IN INCHES UNLESS OTHERWISE SPECIFIED

SPECIFICATIONS

MATERIAL:	GALVANIZED
FINISH:	GALVANIZED
SCALE:	1:48
DO NOT SCALE DRAWING	

BY	DATE
TG	06/23/2022
CHK'D:	-
LAST REV.:	-
THIRD ANGLE PROJECTION	

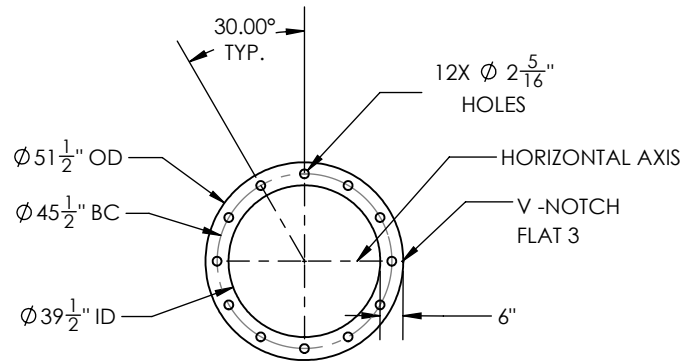
JOB NO.	PART NO.	DWG NO.	REV.
22-10571	10571-10400	10571-10400 SHEET: 1 of 1	-
ANCHOR CAGE ASSY 47.00 X 11'-3" STR# 18 GREENVILLE UTILITIES			



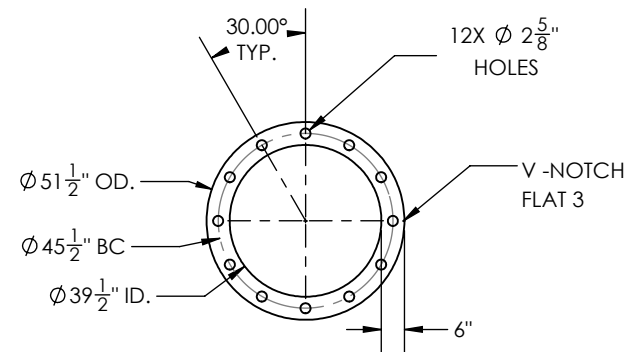
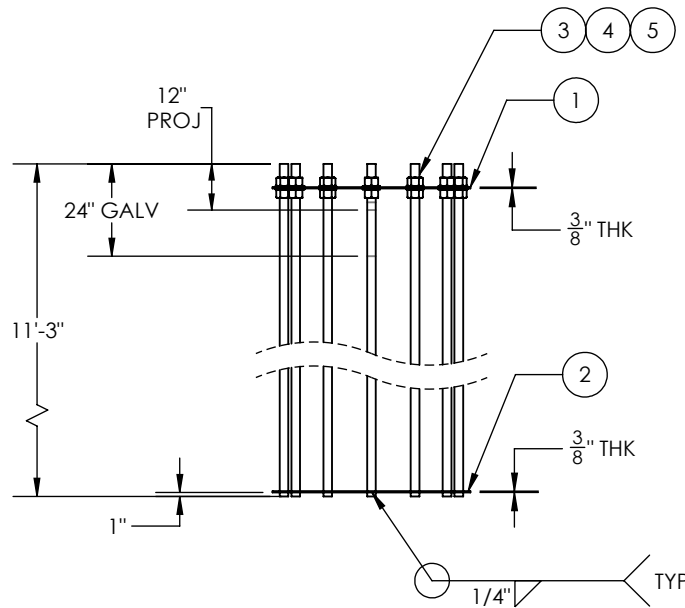
700 E. MCLEROY, SUITE A
SAGINAW, TEXAS 76179
682.286.0046 PH
682.286.0086 FX
CHMINDUSTRIES.COM

BREAK ALL SHARP EDGES .005/.015. REMOVE ALL BURRS AND CHIPS

TOLERANCES UNLESS OTHERWISE SPECIFIED
GENERAL TOLERANCE: \pm 1/16
ANGULAR: \pm 0.5°



TOP CAGE PLATE



BOTTOM CAGE PLATE

ITEM NO.	PART NUMBER	DESCRIPTION	Material	QTY.
1	10571-A-ABT017	ANCHOR CAGE PLATE, 51 1/2" X 0.375" 12H	A36	1
2	10571-A-ABT018	ANCHOR CAGE PLATE, 51 1/2" X 0.375" 12H	A36	1
3	10551-STRS1-001	ANCHOR BOLTS, ϕ 2 1/4" X 11'-3"	A615 GR75	12
4	43035	NUT, HEAVY HEX, 2 1/4"-4.5, HDG, A563	A563	24
5	44070	Washer, Flat, 2 1/4", SS	SS	24

GENERAL NOTES:

1. ANCHOR CAGE TO SHIP ASSEMBLED.
2. MARK "10571-10500" ON TOP RING.
3. ANCHOR BOLT CAGE WEIGHT = 2255.10 LBS.

THIS DWG IS PROPERTY OF CHM INDUSTRIES AND CONTAINS PROPRIETARY INFORMATION WHICH MAY NOT BE COPIED OR REPRODUCED WITHOUT PRIOR WRITTEN CONSENT FROM CHM INDUSTRIES.

DIMENSIONS ARE IN INCHES UNLESS OTHERWISE SPECIFIED

SPECIFICATIONS

MATERIAL:	GALVANIZED
SCALE:	1:48
FINISH:	A
DO NOT SCALE DRAWING	

BY:	TG	DATE:	06/23/2022
CHK'D:	-	LAST REV.:	-
THIRD ANGLE PROJECTION			

JOB NO.:	22-10571	PART NO.:	10571-10500	DWG NO.:	10571-10500	REV.:	-
ANCHOR CAGE ASSY 51.50 X 11'-3"				SHEET: 1 of 1			
STR# 21				GREENVILLE UTILITIES			

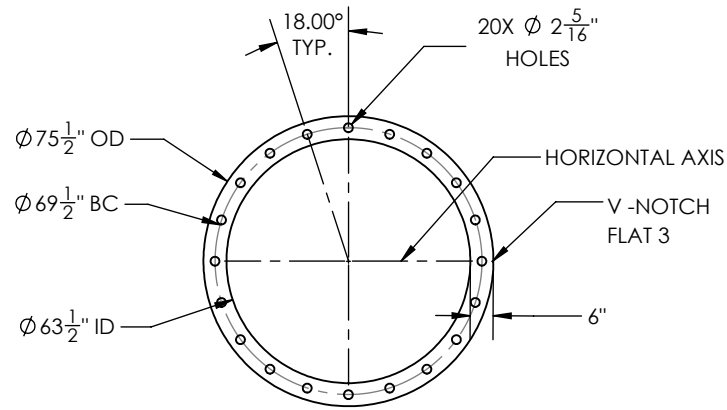


700 E. MCLEROY, SUITE A
SAGINAW, TEXAS 76179
682.286.0046 PH
682.286.0086 FX
CHMINDUSTRIES.COM

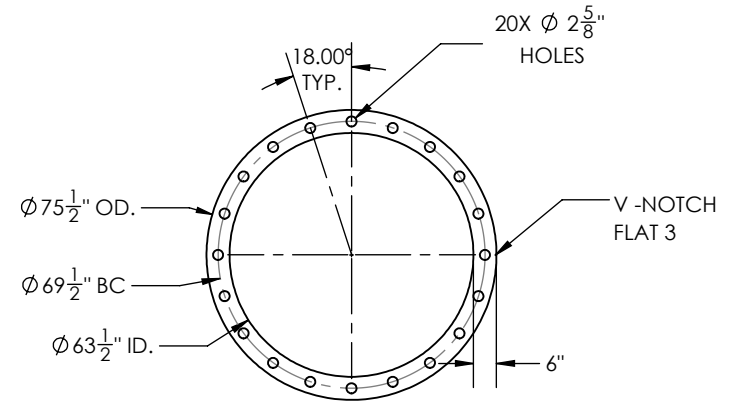
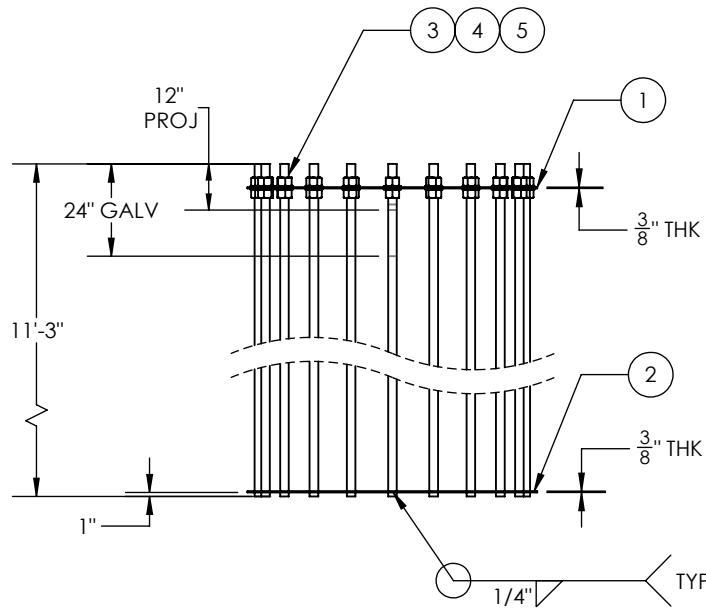
BREAK ALL SHARP EDGES
005/015
REMOVE ALL BURRS AND CHIPS

TOLERANCES UNLESS OTHERWISE SPECIFIED
GENERAL TOLERANCE: \pm 1/16
ANGULAR: \pm 0.5°

QTY:	REL. DATE:
1	



TOP CAGE PLATE



BOTTOM CAGE PLATE

ITEM NO.	PART NUMBER	DESCRIPTION	Material	QTY.
1	10571-A-ABT019	ANCHOR CAGE PLATE, 75 1/2" X 0.375" 20H	A36	1
2	10571-A-ABT020	ANCHOR CAGE PLATE, 75 1/2" X 0.375" 20H	A36	1
3	10551-STRS1-001	ANCHOR BOLTS, \varnothing 2 1/4" X 11'-3"	A615 GR75	20
4	43035	NUT, HEAVY HEX, 2 1/4"-4.5, HDG, A563	A563	40
5	44070	Washer, Flat, 2 1/4", SS	SS	40

GENERAL NOTES:

1. ANCHOR CAGE TO SHIP ASSEMBLED.
2. MARK "10571-10600" ON TOP RING.
3. ANCHOR BOLT CAGE WEIGHT = 3731.49 LBS.

QTY:	REL. DATE
1	

THIS DWG IS PROPERTY OF CHM INDUSTRIES AND CONTAINS PROPRIETARY INFORMATION WHICH MAY NOT BE COPIED OR REPRODUCED WITHOUT PRIOR WRITTEN CONSENT FROM CHM INDUSTRIES.

DIMENSIONS ARE IN INCHES UNLESS OTHERWISE SPECIFIED

SPECIFICATIONS

MATERIAL:	GALVANIZED
SCALE:	1:48
DO NOT SCALE DRAWING	

BY	DATE
TG	06/23/2022
CHK'D:	-
LAST REV.:	-
THIRD ANGLE PROJECTION	

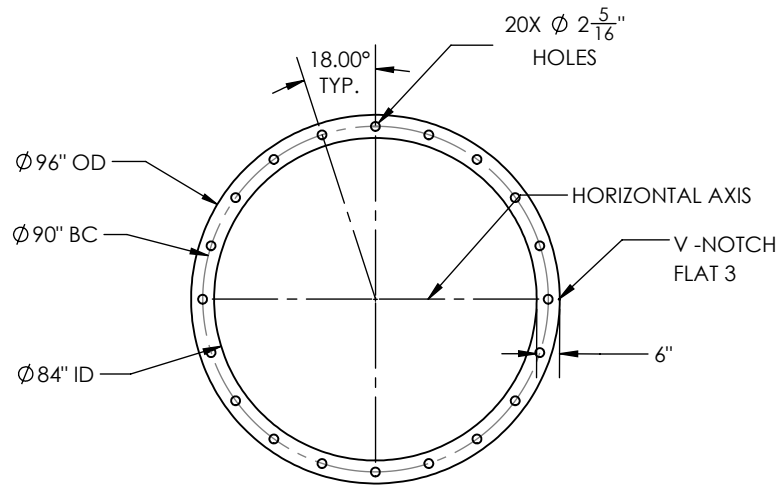
JOB NO.	PART NO.	DWG NO.	REV.
22-10571	10571-10600	10571-10600 SHEET: 1 of 1	-
ANCHOR CAGE ASSY 75.50 X 11'-3" STR# 22 GREENVILLE UTILITIES			



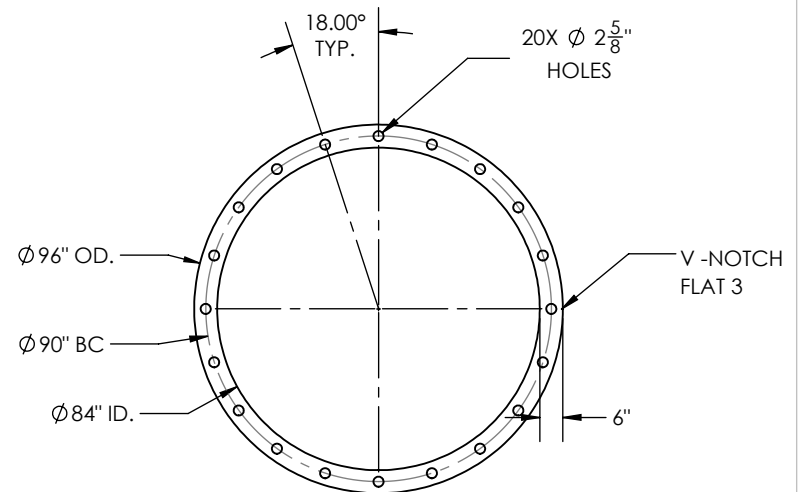
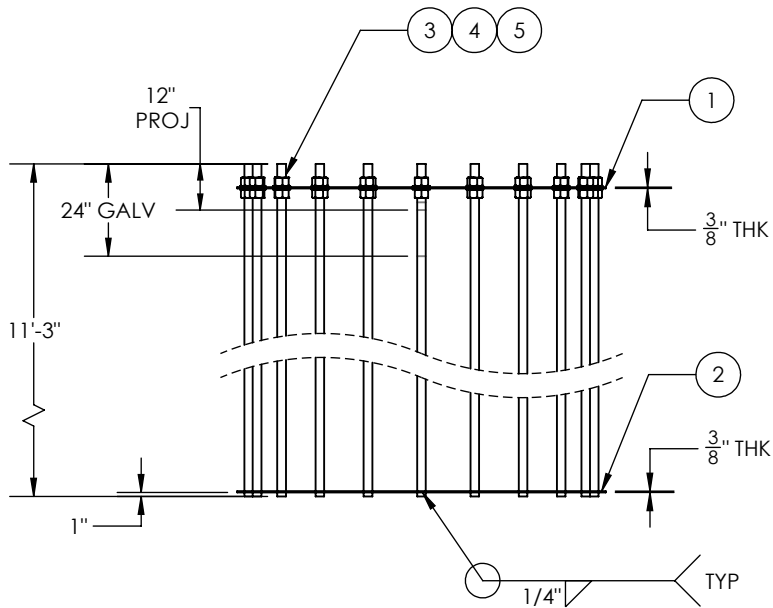
700 E. MCLEROY, SUITE A
SAGINAW, TEXAS 76179
682.286.0046 PH
682.286.0086 FX
CHMINDUSTRIES.COM

BREAK ALL SHARP EDGES 005/015.
REMOVE ALL BURRS AND CHIPS

TOLERANCES UNLESS OTHERWISE SPECIFIED
GENERAL TOLERANCE: \pm 1/16
ANGULAR: \pm 0.5°



TOP CAGE PLATE



BOTTOM CAGE PLATE

ITEM NO.	PART NUMBER	DESCRIPTION	Material	QTY.
1	10571-A-ABT021	ANCHOR CAGE PLATE, 96" X 0.375" 20H	A36	1
2	10571-A-ABT022	ANCHOR CAGE PLATE, 96" X 0.375" 20H	A36	1
3	10551-STRS1-001	ANCHOR BOLTS, $\phi 2\frac{1}{4}$ " X 11'-3"	A615 GR75	20
4	43035	NUT, HEAVY HEX, 2 1/4"-4.5, HDG, A563	A563	40
5	44070	Washer, Flat, 2 1/4", SS	SS	40

GENERAL NOTES:

1. ANCHOR CAGE TO SHIP ASSEMBLED.
2. MARK "10571-10700" ON TOP RING.
3. ANCHOR BOLT CAGE WEIGHT = 3818.61LBS.

QTY:	REL. DATE
1	

THIS DWG IS PROPERTY OF CHM INDUSTRIES AND CONTAINS PROPRIETARY INFORMATION WHICH MAY NOT BE COPIED OR REPRODUCED WITHOUT PRIOR WRITTEN CONSENT FROM CHM INDUSTRIES.

DIMENSIONS ARE IN INCHES UNLESS OTHERWISE SPECIFIED

SPECIFICATIONS

MATERIAL:	GALVANIZED
FINISH:	1:48
SCALE:	A
DO NOT SCALE DRAWING	

BY	DATE
CREATED: TG	06/23/2022
CHK'D:	-
LAST REV.:	-
THIRD ANGLE PROJECTION	

JOB NO.

22-10571

PART NO.

10571-10700

DWG NO.

10571-10700

REV.

-



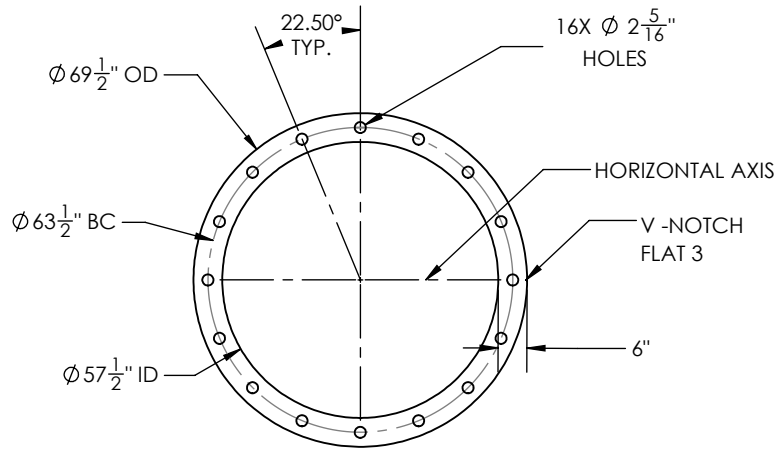
700 E. MCLEROY, SUITE A
SAGINAW, TEXAS 76179
682.286.0046 PH
682.286.0086 FX
CHMINDUSTRIES.COM

BREAK ALL SHARP EDGES
005/015
REMOVE ALL BURRS AND CHIPS

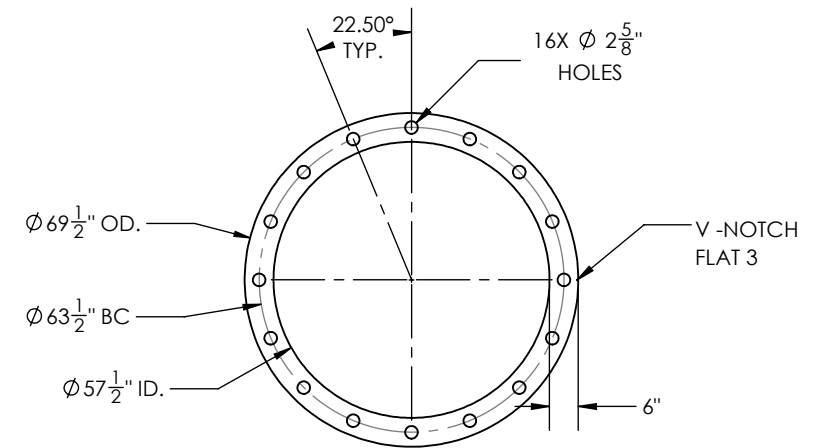
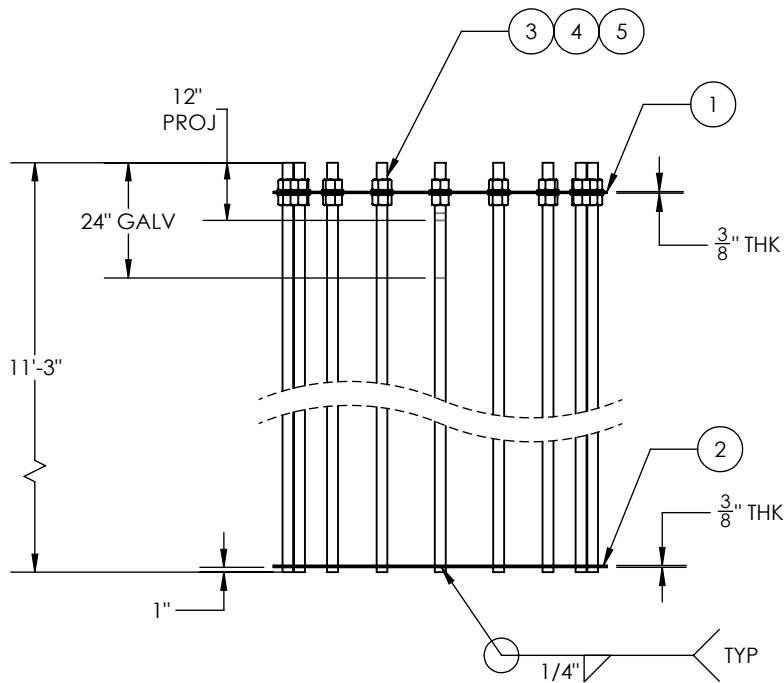
TOLERANCES UNLESS OTHERWISE SPECIFIED
GENERAL TOLERANCE: $\pm 1/16$
ANGULAR: $\pm 0.5^\circ$

ANCHOR CAGE ASSY 96.00 X 11'-3"
STR# 23

GREENVILLE UTILITIES



TOP CAGE PLATE



BOTTOM CAGE PLATE

ITEM NO.	PART NUMBER	DESCRIPTION	Material	QTY.
1	10571-A-ABT023	ANCHOR CAGE PLATE, 69 1/2" X 0.375" 16H	A36	1
2	10571-A-ABT024	ANCHOR CAGE PLATE, 69 1/2" X 0.375" 16H	A36	1
3	10551-STRS1-001	ANCHOR BOLTS, $\phi 2\frac{1}{4}$ " X 11'-3"	A615 GR75	16
4	43035	NUT, HEAVY HEX, 2 1/4"-4.5, HDG, A563	A563	32
5	44070	Washer, Flat, 2 1/4", SS	SS	32

GENERAL NOTES:

1. ANCHOR CAGE TO SHIP ASSEMBLED.
2. MARK "10571-10800" ON TOP RING.
3. ANCHOR BOLT CAGE WEIGHT = 3019 LBS.

THIS DWG IS PROPERTY OF CHM INDUSTRIES AND CONTAINS PROPRIETARY INFORMATION WHICH MAY NOT BE COPIED OR REPRODUCED WITHOUT PRIOR WRITTEN CONSENT FROM CHM INDUSTRIES.



700 E. MCLEROY, SUITE A
SAGINAW, TEXAS 76179
682.286.0046 PH
682.286.0086 FX
CHMINDUSTRIES.COM

BREAK ALL SHARP EDGES .005/.015.
REMOVE ALL BURRS AND CHIPS

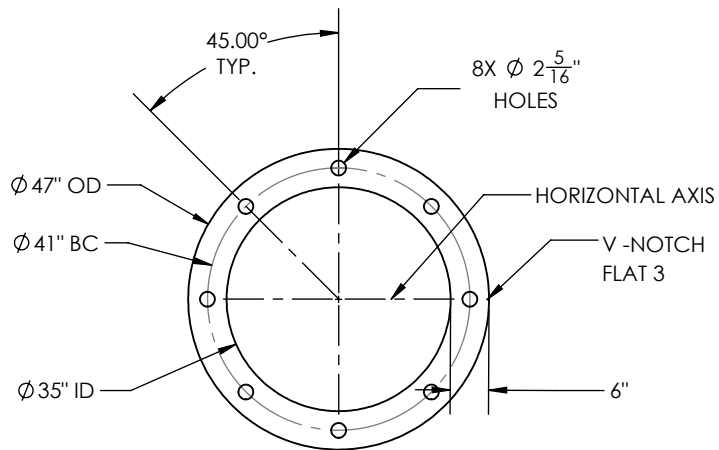
TOLERANCES UNLESS OTHERWISE SPECIFIED
GENERAL TOLERANCE: $\pm 1/16$
ANGULAR: $\pm 0.5^\circ$

SPECIFICATIONS

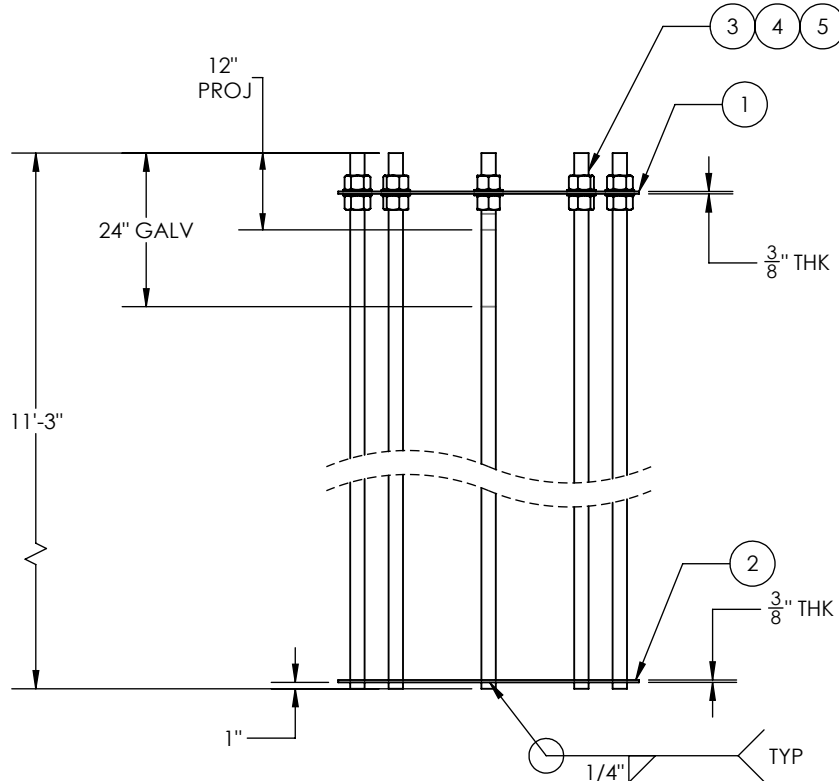
MATERIAL:	BY	DATE
FINISH:	VG	06/23/2022
SCALE:	CHK'D:	LAST REV.:
1:48	A	
DO NOT SCALE DRAWING	THIRD ANGLE PROJECTION	

JOB NO.	PART NO.	DWG NO.	REV.
22-10571	10571-10800	10571-10800	-

QTY:	REL. DATE
1	
ANCHOR CAGE ASSY 69.50 X 11'-3" STR# 25 GREENVILLE UTILITIES	



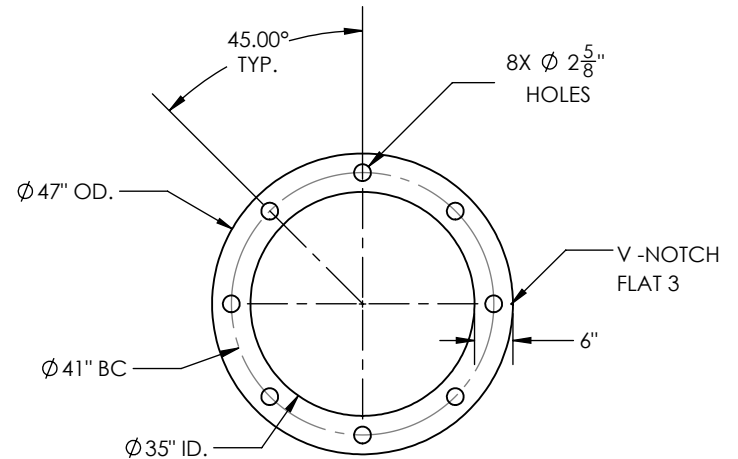
TOP CAGE PLATE



ITEM NO.	PART NUMBER	DESCRIPTION	Material	QTY.
1	10571-A-ABT015	ANCHOR CAGE PLATE, 47" X 0.375" 8H	A36	1
2	10571-A-ABT016	ANCHOR CAGE PLATE, 47" X 0.375" 8H	A36	1
3	10551-STRS1-001	ANCHOR BOLTS, $\phi 2 \frac{1}{4}$ " X 11'-3"	A615 GR75	8
4	43035	NUT, HEAVY HEX, 2 1/4"-4.5, HDG, A563	A563	16
5	44070	Washer, Flat, 2 1/4", SS	SS	16

GENERAL NOTES:

1. ANCHOR CAGE TO SHIP ASSEMBLED.
2. MARK "10571-10900" ON TOP RING.
3. ANCHOR BOLT CAGE WEIGHT = 1549 LBS.



BOTTOM CAGE PLATE

QTY:	REL. DATE
1	

THIS DWG IS PROPERTY OF CHM INDUSTRIES AND CONTAINS PROPRIETARY INFORMATION WHICH MAY NOT BE COPIED OR REPRODUCED WITHOUT PRIOR WRITTEN CONSENT FROM CHM INDUSTRIES.

DIMENSIONS ARE IN INCHES UNLESS OTHERWISE SPECIFIED

SPECIFICATIONS

MATERIAL:	GALVANIZED
FINISH:	1:48
SCALE:	A
DO NOT SCALE DRAWING	

BY	DATE
VG	06/23/2022
CHK'D:	-
LAST REV.:	-
THIRD ANGLE PROJECTION	

JOB NO.	22-10571
---------	----------

PART NO.	10571-10900
----------	-------------

DWG NO.	10571-10900
SHEET:	1 of 1
REV.	-



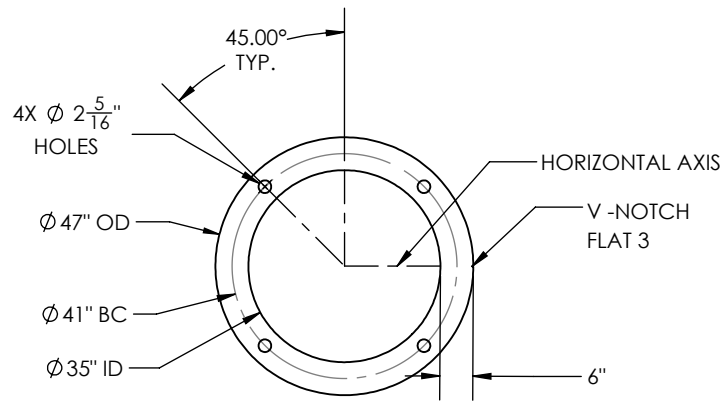
700 E. MCLEROY, SUITE A
 SAGINAW, TEXAS 76179
 682.286.0046 PH
 682.286.0086 FX
 CHMINDUSTRIES.COM

BREAK ALL SHARP EDGES .005/.015. REMOVE ALL BURRS AND CHIPS

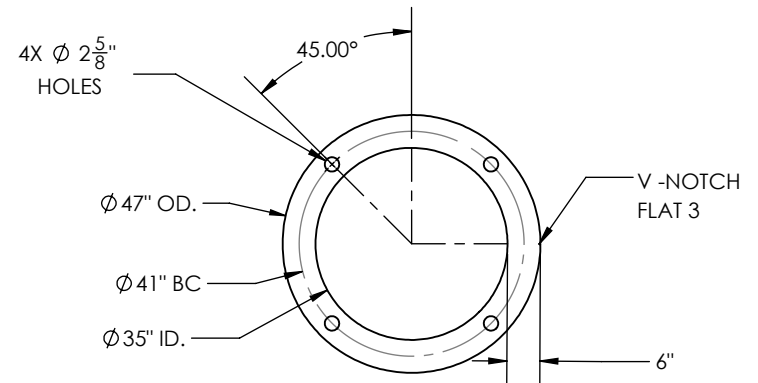
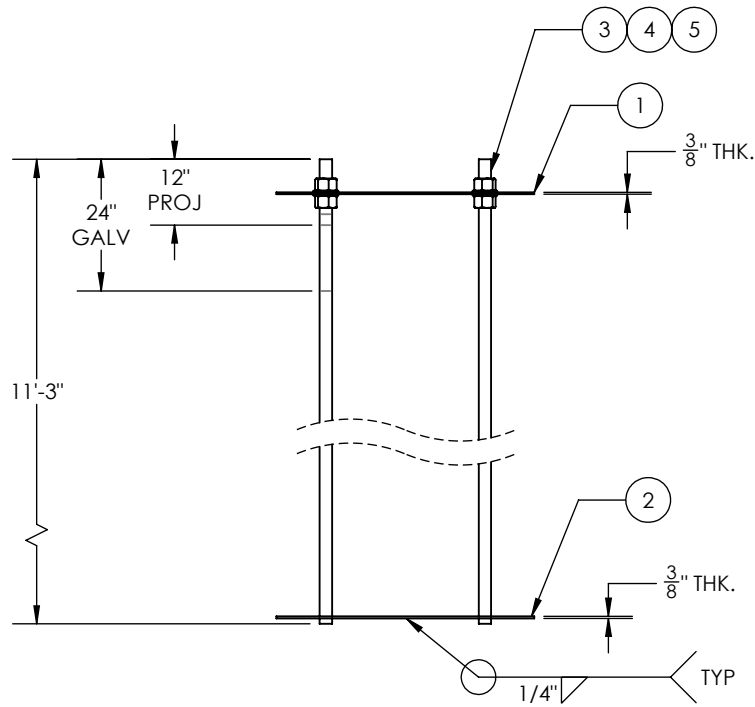
TOLERANCES UNLESS OTHERWISE SPECIFIED
 GENERAL TOLERANCE: $\pm 1/16$
 ANGULAR: $\pm 0.5^\circ$

ANCHOR CAGE ASSY 47.00 X 11'-3"
 STR# 35

GREENVILLE UTILITIES



TOP CAGE PLATE



BOTTOM CAGE PLATE

ITEM NO.	PART NUMBER	DESCRIPTION	Material	QTY.
1	10571-A-ABT025	ANCHOR CAGE PLATE, 47" X 0.375" 4H	A36	1
2	10571-A-ABT026	ANCHOR CAGE PLATE, 47" X 0.375" 4H	A36	1
3	10551-STRS1-001	ANCHOR BOLTS, $\phi 2\frac{1}{4}$ " X 11'-3"	A615 GR75	4
4	43035	NUT, HEAVY HEX, 2 1/4"-4.5, HDG, A563	A563	8
5	44070	Washer, Flat, 2 1/4", SS	SS	8

GENERAL NOTES:

1. ANCHOR CAGE TO SHIP ASSEMBLED.
2. MARK "10571-11000" ON TOP RING.
3. ANCHOR BOLT CAGE WEIGHT = 861.50 LBS.

QTY:	REL. DATE
1	

THIS DWG IS PROPERTY OF CHM INDUSTRIES AND CONTAINS PROPRIETARY INFORMATION WHICH MAY NOT BE COPIED OR REPRODUCED WITHOUT PRIOR WRITTEN CONSENT FROM CHM INDUSTRIES.

DIMENSIONS ARE IN INCHES UNLESS OTHERWISE SPECIFIED

SPECIFICATIONS

MATERIAL:	GALVANIZED
FINISH:	GALVANIZED
SCALE:	1:48
DO NOT SCALE DRAWING	

BY	DATE
TG	06/24/2022
CHK'D:	-
LAST REV.:	-
THIRD ANGLE PROJECTION	

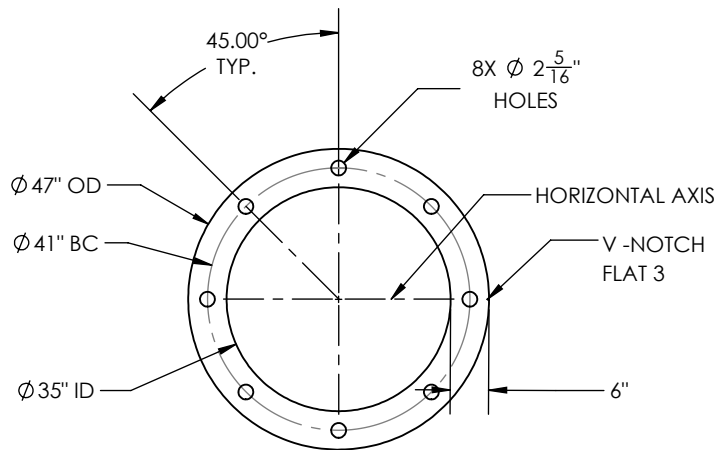
JOB NO.	PART NO.	DWG NO.	REV.
22-10571	10571-11000	10571-11000 SHEET: 1 of 1	-
ANCHOR CAGE ASSY 47.00 X 11'-3" STR# 38 GREENVILLE UTILITIES			



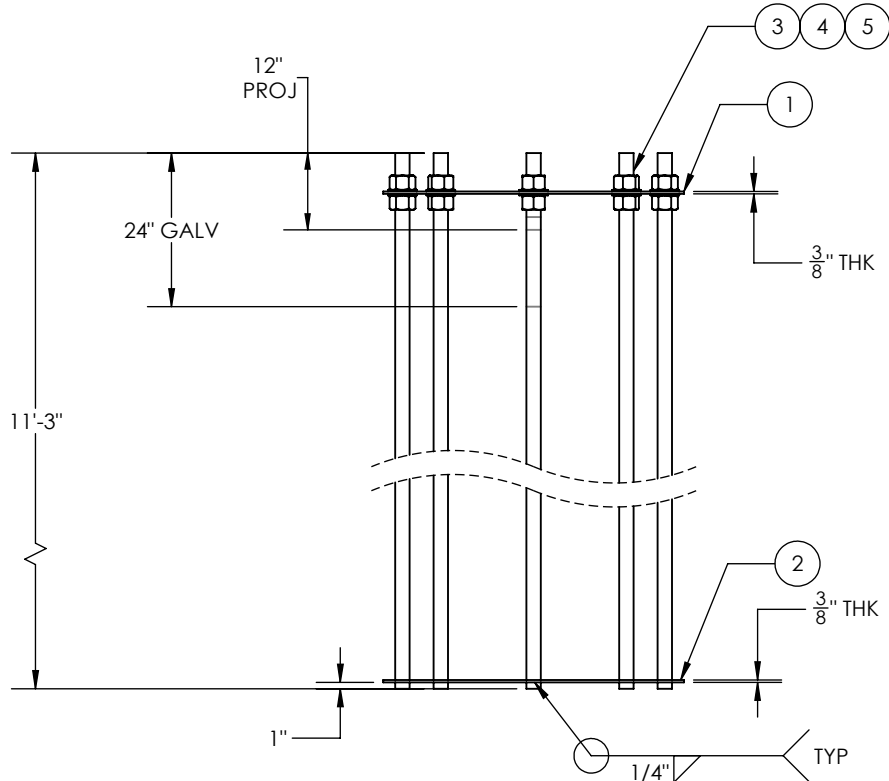
700 E. MCLEROY, SUITE A
SAGINAW, TEXAS 76179
682.286.0046 PH
682.286.0086 FX
CHMINDUSTRIES.COM

BREAK ALL SHARP EDGES 005/015. REMOVE ALL BURRS AND CHIPS

TOLERANCES UNLESS OTHERWISE SPECIFIED
GENERAL TOLERANCE: $\pm 1/16$
ANGULAR: $\pm 0.5^\circ$



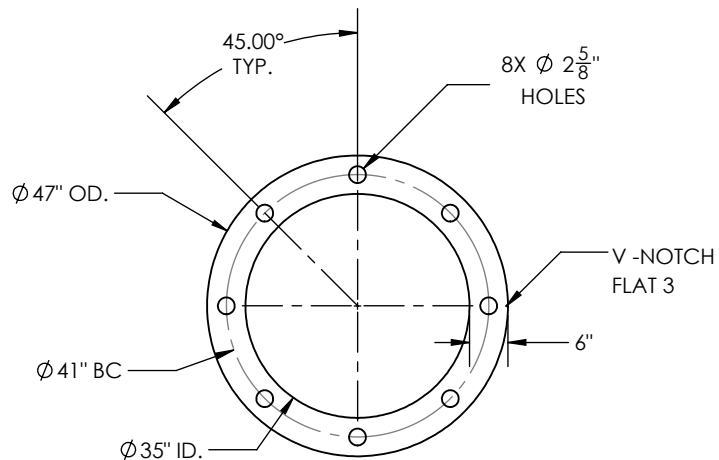
TOP CAGE PLATE



ITEM NO.	PART NUMBER	DESCRIPTION	Material	QTY.
1	10571-A-ABT015	ANCHOR CAGE PLATE, 47" X 0.375" 8H	A36	1
2	10571-A-ABT016	ANCHOR CAGE PLATE, 47" X 0.375" 8H	A36	1
3	10551-STRS1-001	ANCHOR BOLTS, $\phi 2 \frac{1}{4}$ " X 11'-3"	A615 GR75	8
4	43035	NUT, HEAVY HEX, 2 1/4"-4.5, HDG, A563	A563	16
5	44070	Washer, Flat, 2 1/4", SS	SS	16

GENERAL NOTES:

1. ANCHOR CAGE TO SHIP ASSEMBLED.
2. MARK "10571-11100" ON TOP RING.
3. ANCHOR BOLT CAGE WEIGHT = 1549 LBS.



BOTTOM CAGE PLATE

QTY:	REL. DATE
1	

THIS DWG IS PROPERTY OF CHM INDUSTRIES AND CONTAINS PROPRIETARY INFORMATION WHICH MAY NOT BE COPIED OR REPRODUCED WITHOUT PRIOR WRITTEN CONSENT FROM CHM INDUSTRIES.

DIMENSIONS ARE IN INCHES UNLESS OTHERWISE SPECIFIED

SPECIFICATIONS

MATERIAL:	GALVANIZED
FINISH:	1:48
SCALE:	A
DO NOT SCALE DRAWING	

BY	DATE
VG	06/23/2022
CHK'D:	-
LAST REV.:	-
THIRD ANGLE PROJECTION	

JOB NO.	22-10571
---------	----------

PART NO.	10571-11100
----------	-------------

DWG NO.	10571-11100
SHEET:	1 of 1
REV.	-



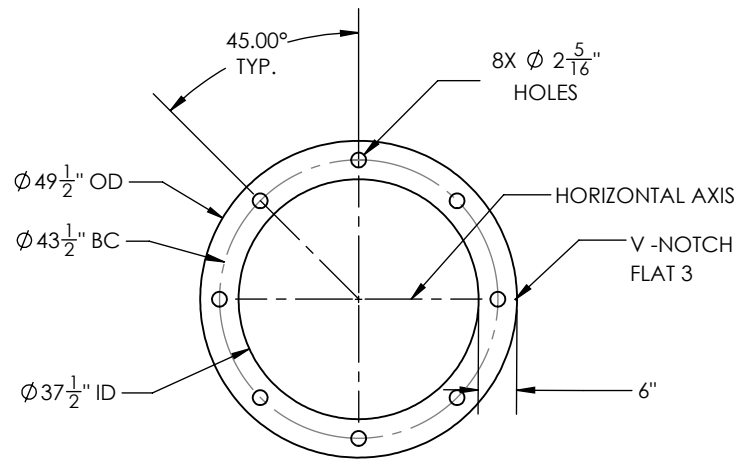
700 E. MCLEROY, SUITE A
SAGINAW, TEXAS 76179
682.286.0046 PH
682.286.0086 FX
CHMINDUSTRIES.COM

BREAK ALL SHARP EDGES .005/.015. REMOVE ALL BURRS AND CHIPS

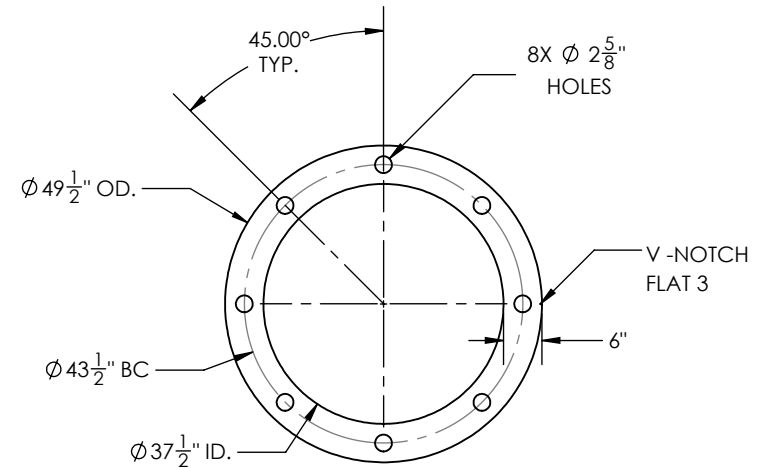
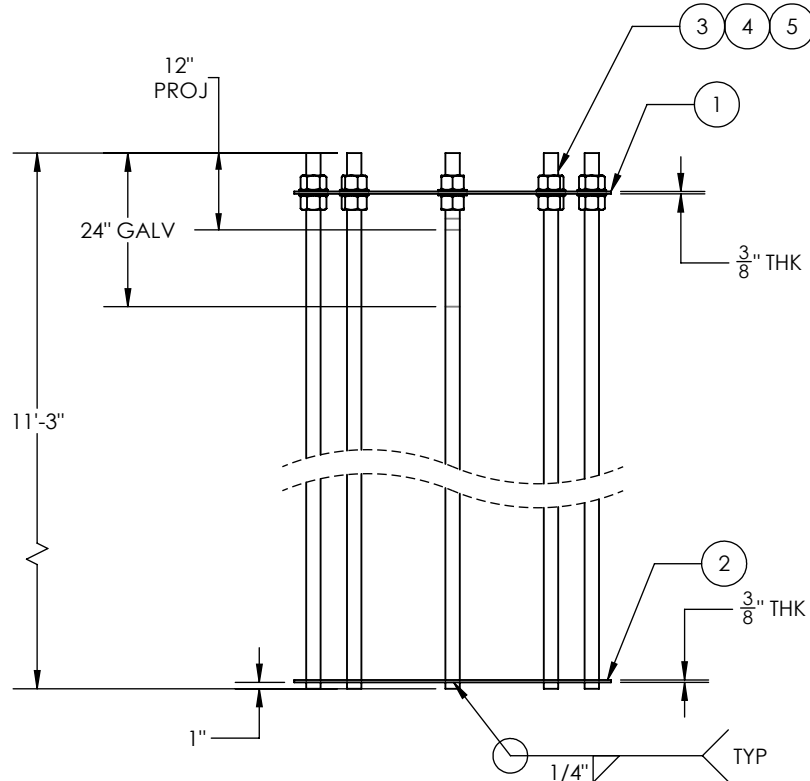
TOLERANCES UNLESS OTHERWISE SPECIFIED
GENERAL TOLERANCE: $\pm 1/16$
ANGULAR: $\pm 0.5^\circ$

ANCHOR CAGE ASSY 47.00 X 11'-3"
STR# 40

GREENVILLE UTILITIES



TOP CAGE PLATE



BOTTOM CAGE PLATE

ITEM NO.	PART NUMBER	DESCRIPTION	Material	QTY.
1	10571-A-ABT027	ANCHOR CAGE PLATE, 49 1/2" X 0.375" 8H	A36	1
2	10571-A-ABT028	ANCHOR CAGE PLATE, 49 1/2" X 0.375" 8H	A36	1
3	10551-STRS1-001	ANCHOR BOLTS, $\phi 2\frac{1}{4}$ " X 11'-3"	A615 GR75	8
4	43035	NUT, HEAVY HEX, 2 1/4"-4.5, HDG, A563	A563	16
5	44070	Washer, Flat, 2 1/4", SS	SS	16

GENERAL NOTES:

1. ANCHOR CAGE TO SHIP ASSEMBLED.
2. MARK "10571-11200" ON TOP RING.
3. ANCHOR BOLT CAGE WEIGHT = 1560 LBS.

QTY:	REL. DATE
1	

THIS DWG IS PROPERTY OF CHM INDUSTRIES AND CONTAINS PROPRIETARY INFORMATION WHICH MAY NOT BE COPIED OR REPRODUCED WITHOUT PRIOR WRITTEN CONSENT FROM CHM INDUSTRIES.

DIMENSIONS ARE IN INCHES UNLESS OTHERWISE SPECIFIED

SPECIFICATIONS

MATERIAL:	GALVANIZED
FINISH:	1:48
SCALE:	A
DO NOT SCALE DRAWING	

BY	DATE
VG	06/23/2022
CHK'D:	-
LAST REV.:	-
THIRD ANGLE PROJECTION	

JOB NO.	PART NO.	DWG NO.	REV.
22-10571	10571-11200	10571-11200 SHEET: 1 of 1	-



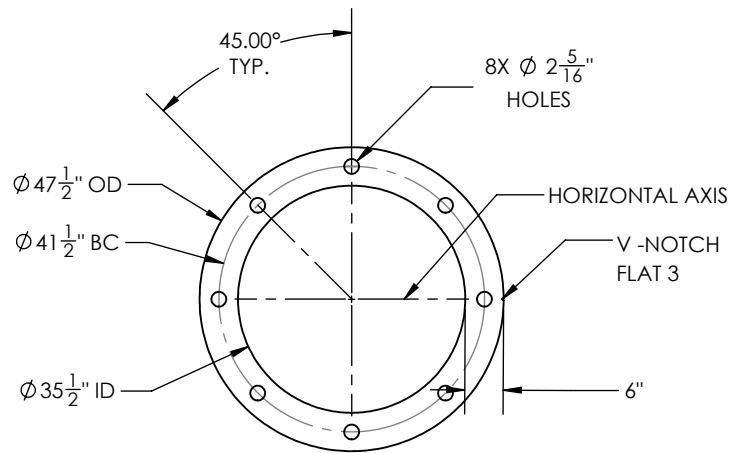
700 E. MCLEROY, SUITE A
SAGINAW, TEXAS 76179
682.286.0046 PH
682.286.0086 FX
CHMINDUSTRIES.COM

BREAK ALL SHARP EDGES .005/.015. REMOVE ALL BURRS AND CHIPS

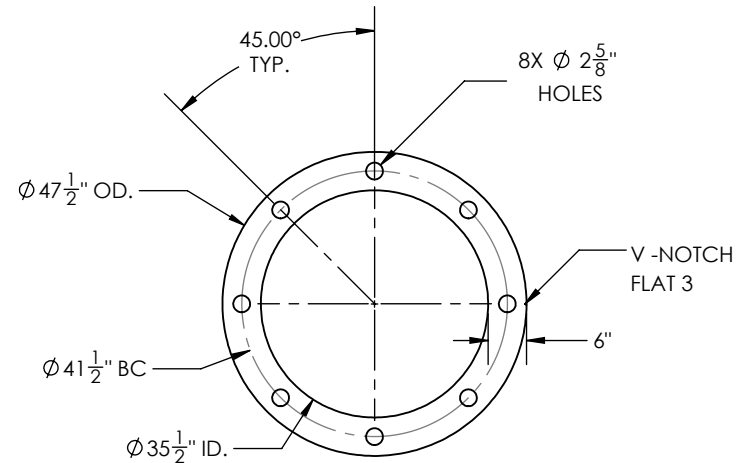
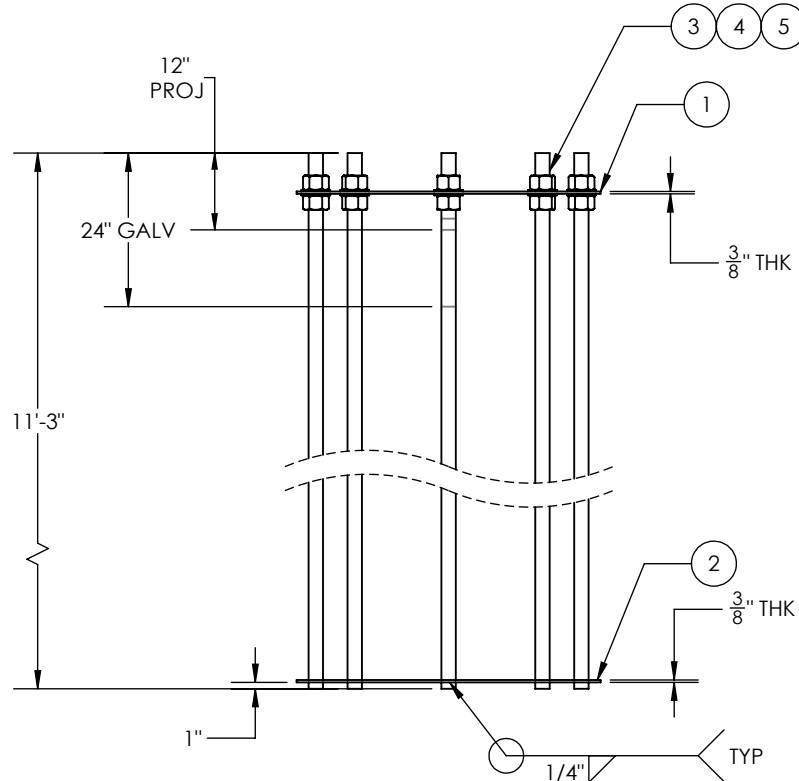
TOLERANCES UNLESS OTHERWISE SPECIFIED
GENERAL TOLERANCE: $\pm 1/16$
ANGULAR: $\pm 0.5^\circ$

ANCHOR CAGE ASSY 49.50 X 11'-3"
STR# 42

GREENVILLE UTILITIES



TOP CAGE PLATE



BOTTOM CAGE PLATE

ITEM NO.	PART NUMBER	DESCRIPTION	Material	QTY.
1	10571-A-ABT029	ANCHOR CAGE PLATE, 47 1/2" X 0.375" 8H	A36	1
2	10571-A-ABT030	ANCHOR CAGE PLATE, 47 1/2" X 0.375" 8H	A36	1
3	10551-STRS1-001	ANCHOR BOLTS, Ø2 1/4" X 11'-3"	A615 GR75	8
4	43035	NUT, HEAVY HEX, 2 1/4"-4.5, HDG, A563	A563	16
5	44070	Washer, Flat, 2 1/4", SS	SS	16

GENERAL NOTES:

1. ANCHOR CAGE TO SHIP ASSEMBLED.
2. MARK "10571-11300" ON TOP RING.
3. ANCHOR BOLT CAGE WEIGHT = 1551 LBS.

QTY:	REL. DATE
1	

THIS DWG IS PROPERTY OF CHM INDUSTRIES AND CONTAINS PROPRIETARY INFORMATION WHICH MAY NOT BE COPIED OR REPRODUCED WITHOUT PRIOR WRITTEN CONSENT FROM CHM INDUSTRIES.

DIMENSIONS ARE IN INCHES UNLESS OTHERWISE SPECIFIED

SPECIFICATIONS

MATERIAL:	GALVANIZED
FINISH:	GALVANIZED
SCALE:	1:48
DO NOT SCALE DRAWING	

BY	DATE
VG	06/23/2022
CHK'D:	-
LAST REV.:	-
THIRD ANGLE PROJECTION	

JOB NO.	PART NO.	DWG NO.	REV.
22-10571	10571-11300	10571-11300 SHEET: 1 of 1	-



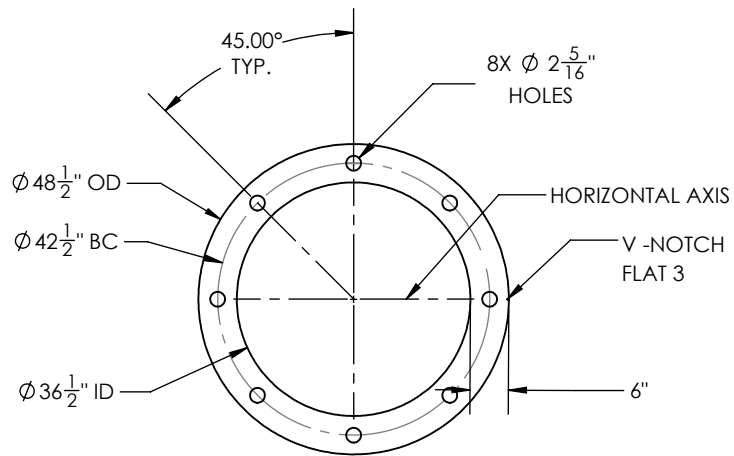
700 E. MCLEROY, SUITE A
SAGINAW, TEXAS 76179
682.286.0046 PH
682.286.0086 FX
CHMINDUSTRIES.COM

BREAK ALL SHARP EDGES .005/.015.
REMOVE ALL BURRS AND CHIPS

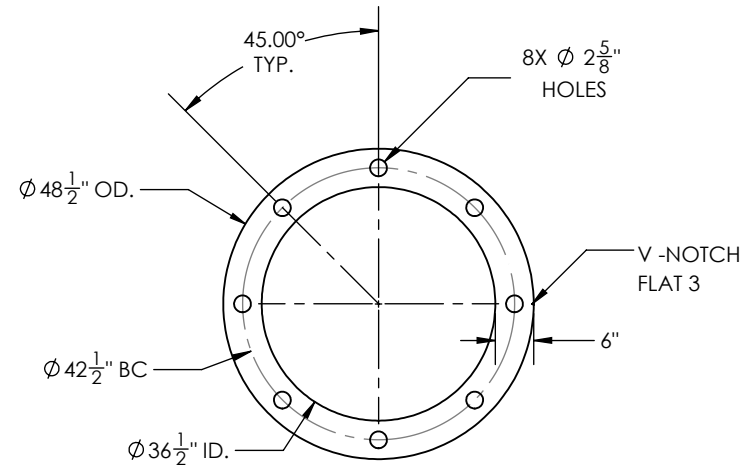
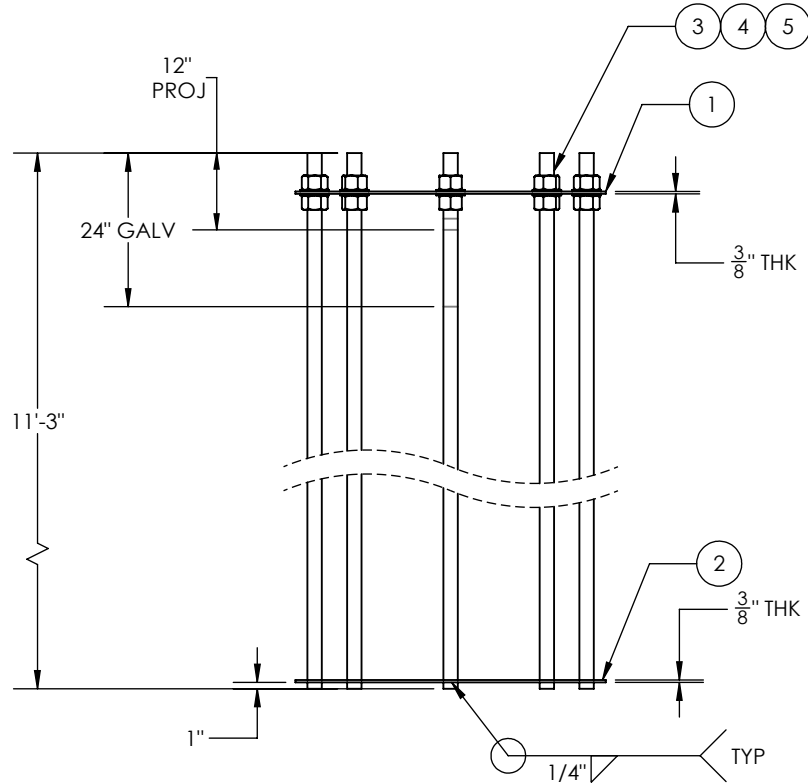
TOLERANCES UNLESS OTHERWISE SPECIFIED
GENERAL TOLERANCE: ±1/16
ANGULAR: ±0.5°

ANCHOR CAGE ASSY 47.50 X 11'-3"
STR# 45

GREENVILLE UTILITIES



TOP CAGE PLATE



BOTTOM CAGE PLATE

ITEM NO.	PART NUMBER	DESCRIPTION	Material	QTY.
1	10571-A-ABT031	ANCHOR CAGE PLATE, 48 1/2" X 0.375" 8H	A36	1
2	10571-A-ABT032	ANCHOR CAGE PLATE, 48 1/2" X 0.375" 8H	A36	1
3	10551-STRS1-001	ANCHOR BOLTS, $\phi 2\frac{1}{4}$ " X 11'-3"	A615 GR75	8
4	43035	NUT, HEAVY HEX, 2 1/4"-4.5, HDG, A563	A563	16
5	44070	Washer, Flat, 2 1/4", SS	SS	16

GENERAL NOTES:

1. ANCHOR CAGE TO SHIP ASSEMBLED.
2. MARK "10571-11400" ON TOP RING.
3. ANCHOR BOLT CAGE WEIGHT = 1556 LBS.

QTY:	REL. DATE
1	

THIS DWG IS PROPERTY OF CHM INDUSTRIES AND CONTAINS PROPRIETARY INFORMATION WHICH MAY NOT BE COPIED OR REPRODUCED WITHOUT PRIOR WRITTEN CONSENT FROM CHM INDUSTRIES.

DIMENSIONS ARE IN INCHES UNLESS OTHERWISE SPECIFIED

SPECIFICATIONS

MATERIAL:	GALVANIZED
FINISH:	1:48
SCALE:	A
DO NOT SCALE DRAWING	

BY	DATE
VG	06/23/2022
CHK'D:	-
LAST REV.:	-
THIRD ANGLE PROJECTION	

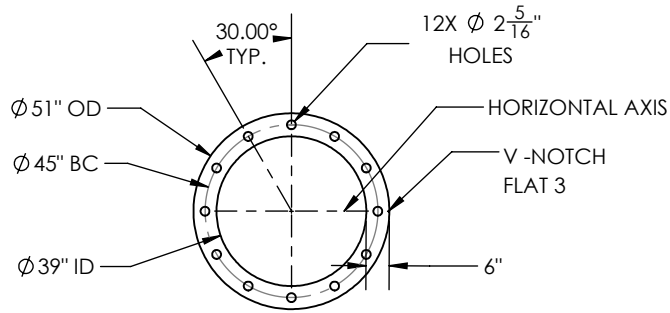
JOB NO.	PART NO.	DWG NO.	REV.
22-10571	10571-11400	10571-11400 SHEET: 1 of 1	-
ANCHOR CAGE ASSY 48.50 X 11'-3" STR# 46 GREENVILLE UTILITIES			



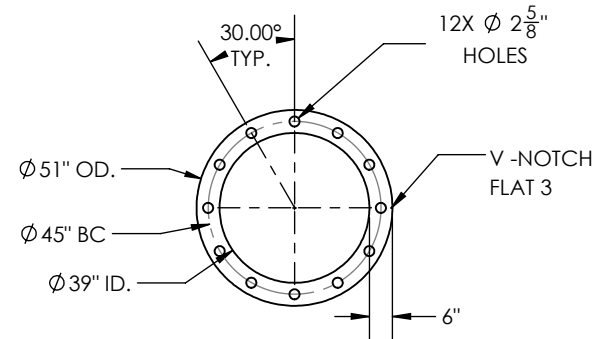
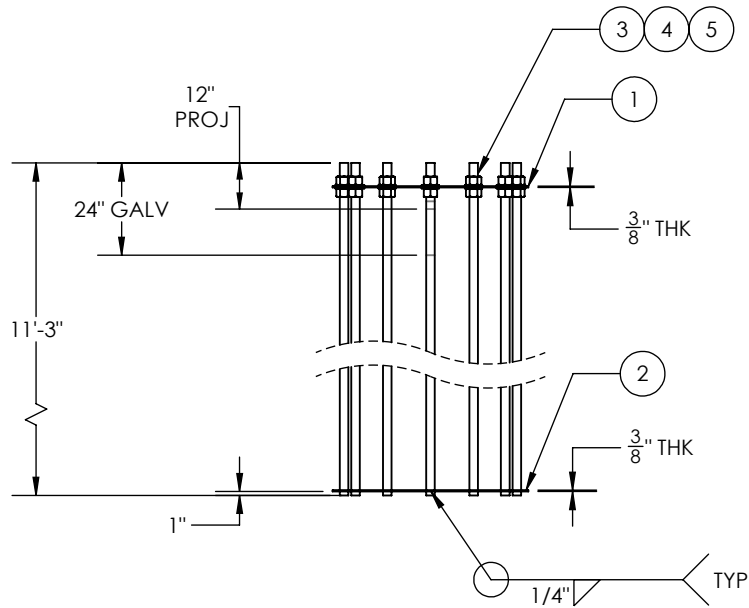
700 E. MCLEROY, SUITE A
SAGINAW, TEXAS 76179
682.286.0046 PH
682.286.0086 FX
CHMINDUSTRIES.COM

BREAK ALL SHARP EDGES .005/.015.
REMOVE ALL BURRS AND CHIPS

TOLERANCES UNLESS OTHERWISE SPECIFIED
GENERAL TOLERANCE: $\pm 1/16$
ANGULAR: $\pm 0.5^\circ$



TOP CAGE PLATE



BOTTOM CAGE PLATE

ITEM NO.	PART NUMBER	DESCRIPTION	Material	QTY.
1	10571-A-ABT033	ANCHOR CAGE PLATE, 51" X 0.375" 12H	A36	1
2	10571-A-ABT034	ANCHOR CAGE PLATE, 51" X 0.375" 12H	A36	1
3	10551-STRS1-001	ANCHOR BOLTS, \varnothing 2 1/4" X 11'-3"	A615 GR75	12
4	43035	NUT, HEAVY HEX, 2 1/4"-4.5, HDG, A563	A563	24
5	44070	Washer, Flat, 2 1/4", SS	SS	24

GENERAL NOTES:

1. ANCHOR CAGE TO SHIP ASSEMBLED.
2. MARK "10571-11500" ON TOP RING.
3. ANCHOR BOLT CAGE WEIGHT = 2253.00 LBS.

QTY:	REL. DATE
1	

THIS DWG IS PROPERTY OF CHM INDUSTRIES AND CONTAINS PROPRIETARY INFORMATION WHICH MAY NOT BE COPIED OR REPRODUCED WITHOUT PRIOR WRITTEN CONSENT FROM CHM INDUSTRIES.

DIMENSIONS ARE IN INCHES UNLESS OTHERWISE SPECIFIED

SPECIFICATIONS

MATERIAL:	GALVANIZED
SCALE:	1:48
DO NOT SCALE DRAWING	

BY	DATE
TG	06/28/2022
CHK'D:	-
LAST REV.:	-
THIRD ANGLE PROJECTION	

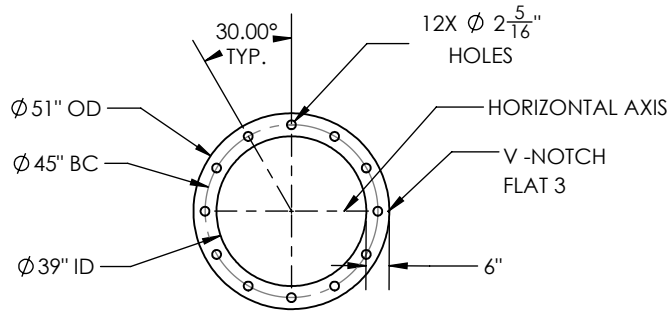
JOB NO.	PART NO.	DWG NO.	REV.
22-10571	10571-11500	10571-11500 SHEET: 1 of 1	-
ANCHOR CAGE ASSY 51.00 X 11'-3" STR# 49 GREENVILLE UTILITIES			



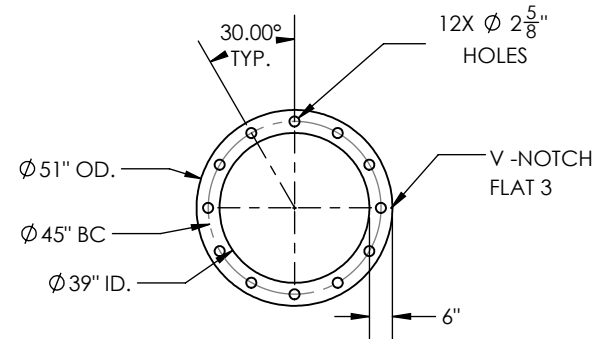
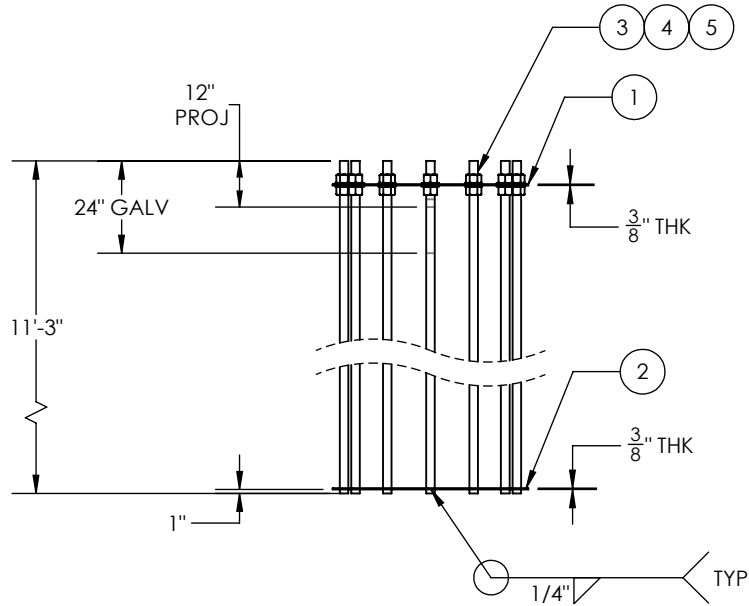
700 E. MCLEROY, SUITE A
SAGINAW, TEXAS 76179
682.286.0046 PH
682.286.0086 FX
CHMINDUSTRIES.COM

BREAK ALL SHARP EDGES .005/.015.
REMOVE ALL BURRS AND CHIPS

TOLERANCES UNLESS OTHERWISE SPECIFIED
GENERAL TOLERANCE: \pm 1/16
ANGULAR: \pm 0.5°



TOP CAGE PLATE



BOTTOM CAGE PLATE

ITEM NO.	PART NUMBER	DESCRIPTION	Material	QTY.
1	10571-A-ABT033	ANCHOR CAGE PLATE, 51" X 0.375" 12H	A36	1
2	10571-A-ABT034	ANCHOR CAGE PLATE, 51" X 0.375" 12H	A36	1
3	10551-STRS1-001	ANCHOR BOLTS, ø2 1/4" X 11'-3"	A615 GR75	12
4	43035	NUT, HEAVY HEX, 2 1/4"-4.5, HDG, A563	A563	24
5	44070	Washer, Flat, 2 1/4", SS	SS	24

GENERAL NOTES:

1. ANCHOR CAGE TO SHIP ASSEMBLED.
2. MARK "10571-11600" ON TOP RING.
3. ANCHOR BOLT CAGE WEIGHT = 2253.00 LBS.

QTY:	REL. DATE
1	

THIS DWG IS PROPERTY OF CHM INDUSTRIES AND CONTAINS PROPRIETARY INFORMATION WHICH MAY NOT BE COPIED OR REPRODUCED WITHOUT PRIOR WRITTEN CONSENT FROM CHM INDUSTRIES.

DIMENSIONS ARE IN INCHES UNLESS OTHERWISE SPECIFIED

SPECIFICATIONS

MATERIAL:	GALVANIZED
SCALE:	1:48
DO NOT SCALE DRAWING	

BY	DATE
TG	06/28/2022
CHK'D:	-
LAST REV.:	-
THIRD ANGLE PROJECTION	

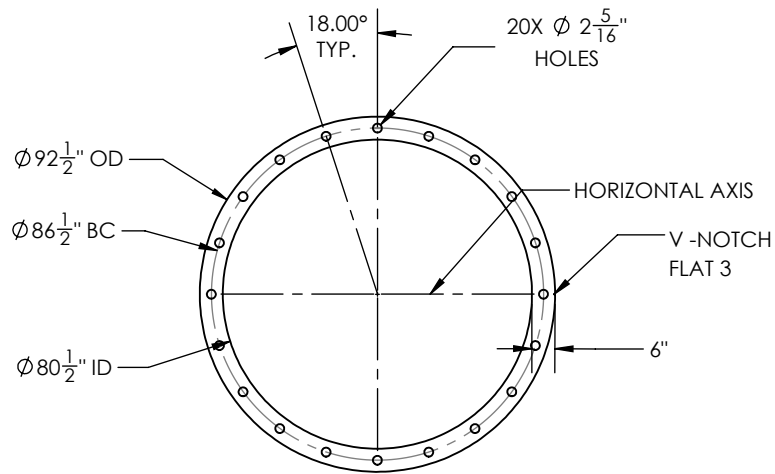
JOB NO.	PART NO.	DWG NO.	REV.
22-10571	10571-11600	10571-11600 SHEET: 1 of 1	-
ANCHOR CAGE ASSY 51.00 X 11'-3" STR# 50 GREENVILLE UTILITIES			



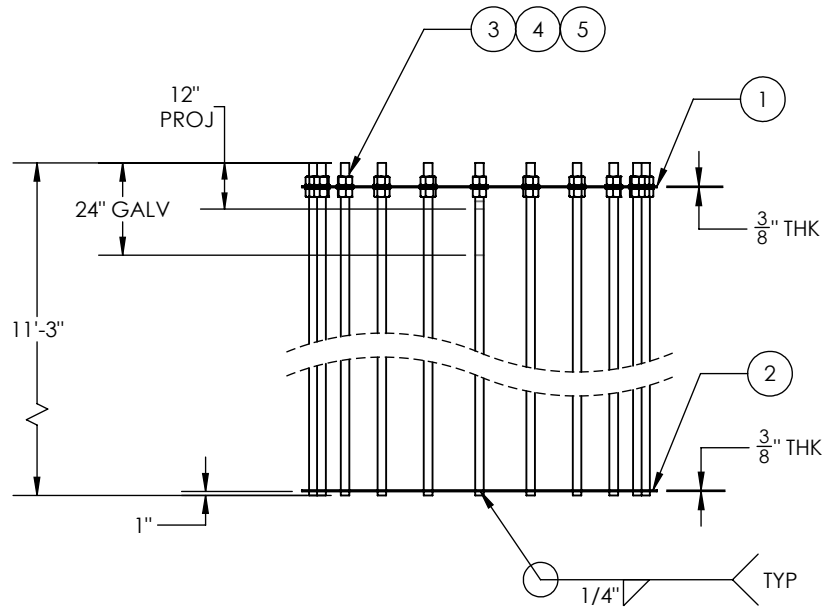
700 E. MCLEROY, SUITE A
SAGINAW, TEXAS 76179
682.286.0046 PH
682.286.0086 FX
CHMINDUSTRIES.COM

BREAK ALL SHARP EDGES .005/.015.
REMOVE ALL BURRS AND CHIPS

TOLERANCES UNLESS OTHERWISE SPECIFIED
GENERAL TOLERANCE: ±1/16
ANGULAR: ±0.5°



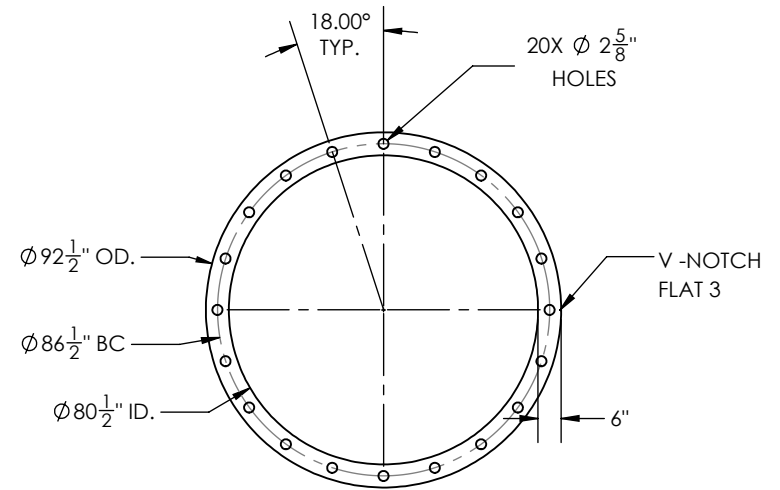
TOP CAGE PLATE



ITEM NO.	PART NUMBER	DESCRIPTION	Material	QTY.
1	10571-A-ABT035	ANCHOR CAGE PLATE, 92 1/2" X 0.375" 20H	A36	1
2	10571-A-ABT036	ANCHOR CAGE PLATE, 92 1/2" X 0.375" 20H	A36	1
3	10551-STRS1-001	ANCHOR BOLTS, $\phi 2\frac{1}{4}$ " X 11'-3"	A615 GR75	20
4	43035	NUT, HEAVY HEX, 2 1/4"-4.5, HDG, A563	A563	40
5	44070	Washer, Flat, 2 1/4", SS	SS	40

GENERAL NOTES:

1. ANCHOR CAGE TO SHIP ASSEMBLED.
2. MARK "10571-11700" ON TOP RING.
3. ANCHOR BOLT CAGE WEIGHT = 3846.25 LBS.



BOTTOM CAGE PLATE

QTY:	REL. DATE
1	

THIS DWG IS PROPERTY OF CHM INDUSTRIES AND CONTAINS PROPRIETARY INFORMATION WHICH MAY NOT BE COPIED OR REPRODUCED WITHOUT PRIOR WRITTEN CONSENT FROM CHM INDUSTRIES.

DIMENSIONS ARE IN INCHES UNLESS OTHERWISE SPECIFIED

SPECIFICATIONS

MATERIAL:	GALVANIZED
FINISH:	A
SCALE:	1:48
DO NOT SCALE DRAWING	

BY	DATE
TG	06/23/2022
CHK'D:	-
LAST REV.:	-
THIRD ANGLE PROJECTION	

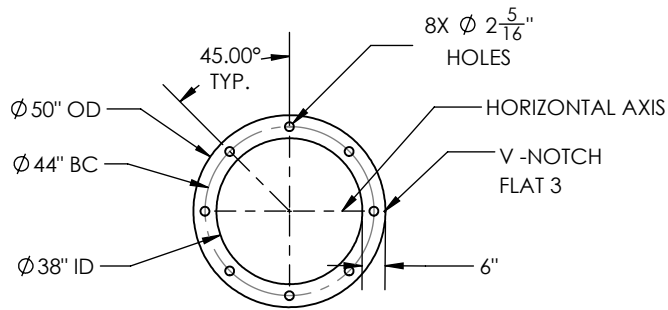
JOB NO.	PART NO.	DWG NO.	REV.
22-10571	10571-11700	10571-11700 SHEET: 1 of 1	-
ANCHOR CAGE ASSY 92.50 X 11'-3" STR# 52 GREENVILLE UTILITIES			



700 E. MCLEROY, SUITE A
SAGINAW, TEXAS 76179
682.286.0046 PH
682.286.0086 FX
CHMINDUSTRIES.COM

BREAK ALL SHARP EDGES .005/.015.
REMOVE ALL BURRS AND CHIPS

TOLERANCES UNLESS OTHERWISE SPECIFIED
GENERAL TOLERANCE: $\pm 1/16$
ANGULAR: $\pm 0.5^\circ$

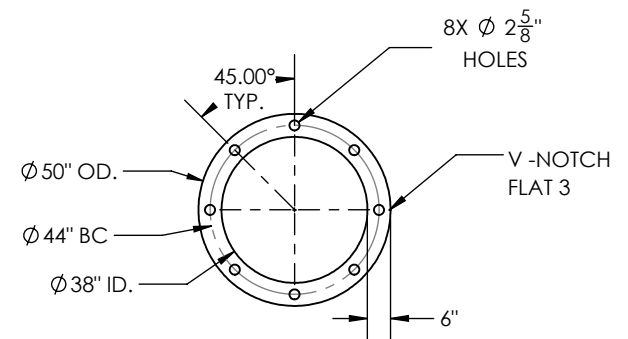
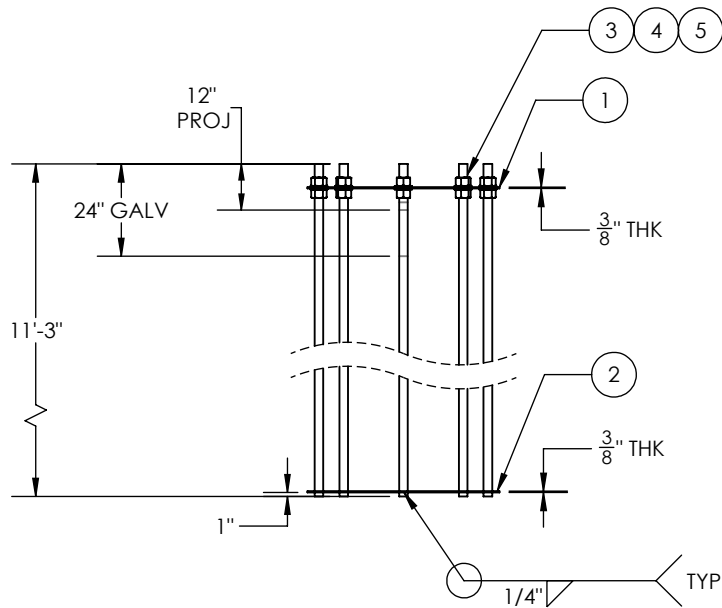


TOP CAGE PLATE

ITEM NO.	PART NUMBER	DESCRIPTION	Material	QTY.
1	10571-A-ABT011	ANCHOR CAGE PLATE, 50" X 0.375" 8H	A36	1
2	10571-A-ABT012	ANCHOR CAGE PLATE, 50" X 0.375" 8H	A36	1
3	10551-STRS1-001	ANCHOR BOLTS, $\phi 2\frac{1}{4}$ " X 11'-3"	A615 GR75	8
4	43035	NUT, HEAVY HEX, 2 1/4"-4.5, HDG, A563	A563	16
5	44070	Washer, Flat, 2 1/4", SS	SS	16

GENERAL NOTES:

1. ANCHOR CAGE TO SHIP ASSEMBLED.
2. MARK "10571-11800" ON TOP RING.
3. ANCHOR BOLT CAGE WEIGHT = 1561.45 LBS.



BOTTOM CAGE PLATE

QTY:	REL. DATE
1	

THIS DWG IS PROPERTY OF CHM INDUSTRIES AND CONTAINS PROPRIETARY INFORMATION WHICH MAY NOT BE COPIED OR REPRODUCED WITHOUT PRIOR WRITTEN CONSENT FROM CHM INDUSTRIES.

DIMENSIONS ARE IN INCHES UNLESS OTHERWISE SPECIFIED

SPECIFICATIONS

MATERIAL:	GALVANIZED
SCALE:	1:48
DO NOT SCALE DRAWING	

BY	DATE
CREATED: TG	06/23/2022
CHK'D:	-
LAST REV.:	-
THIRD ANGLE PROJECTION	

JOB NO. 22-10571

PART NO. 10571-11800

DWG NO. 10571-11800 SHEET: 1 of 1

REV. -



700 E. MCLEROY, SUITE A
SAGINAW, TEXAS 76179
682.286.0046 PH
682.286.0086 FX
CHMINDUSTRIES.COM

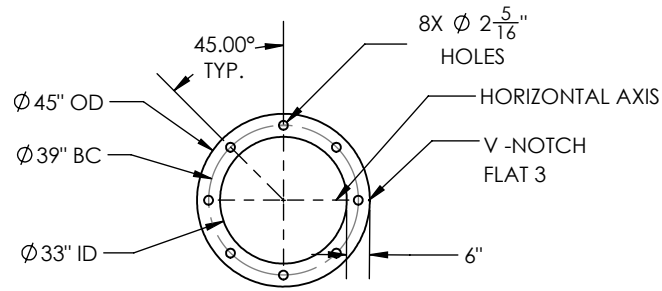
BREAK ALL SHARP EDGES .005/.015. REMOVE ALL BURRS AND CHIPS

TOLERANCES UNLESS OTHERWISE SPECIFIED
GENERAL TOLERANCE: $\pm 1/16$
ANGULAR: $\pm 0.5^\circ$

ANCHOR CAGE ASSY 50.00 X 11'-3"
STR# 55

GREENVILLE UTILITIES

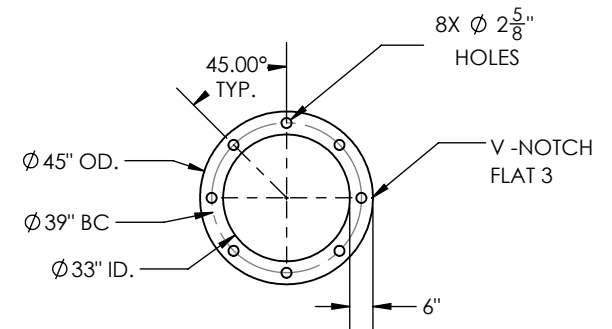
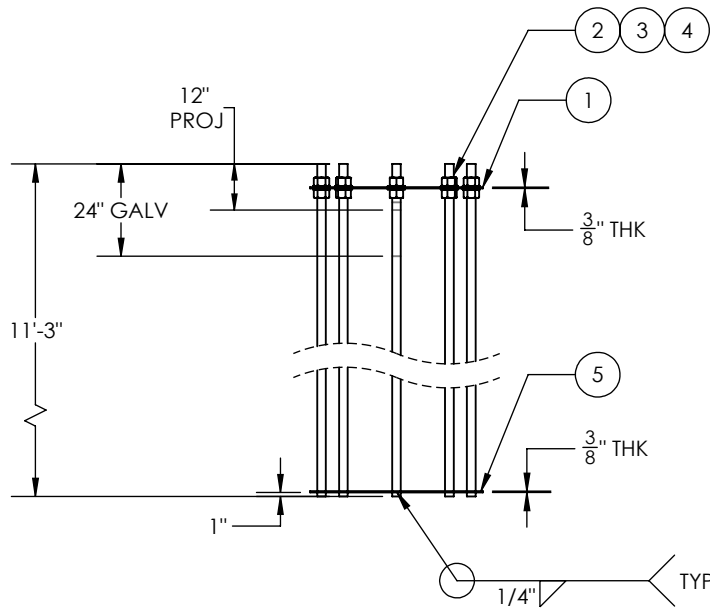
ITEM NO.	PART NUMBER	DESCRIPTION	Material	QTY.
1	10571-A-ABT037	ANCHOR CAGE PLATE, 45" X 0.375" 8H	A36	1
2	10551-STRS1-001	ANCHOR BOLTS, $\varnothing 2 \frac{1}{4}"$ X 11'-3"	A615 GR75	8
3	43035	NUT, HEAVY HEX, 2 1/4"-4.5, HDG, A563	A563	16
4	44070	Washer, Flat, 2 1/4", SS	SS	16
5	10571-A-ABT038	ANCHOR CAGE PLATE, 45" X 0.375" 8H	A36	1



TOP CAGE PLATE

GENERAL NOTES:

1. ANCHOR CAGE TO SHIP ASSEMBLED.
2. MARK "10571-11900" ON TOP RING.
3. ANCHOR BOLT CAGE WEIGHT = 1540.20 LBS.



BOTTOM CAGE PLATE

QTY:	REL. DATE
1	

THIS DWG IS PROPERTY OF CHM INDUSTRIES AND CONTAINS PROPRIETARY INFORMATION WHICH MAY NOT BE COPIED OR REPRODUCED WITHOUT PRIOR WRITTEN CONSENT FROM CHM INDUSTRIES.

DIMENSIONS ARE IN INCHES UNLESS OTHERWISE SPECIFIED

SPECIFICATIONS

MATERIAL:	GALVANIZED
FINISH:	GALVANIZED
SCALE:	1:48
DO NOT SCALE DRAWING	

BY	DATE
TG	06/23/2022
CHK'D:	-
LAST REV.:	-
THIRD ANGLE PROJECTION	

JOB NO. 22-10571

PART NO. 10571-11900

DWG NO. 10571-11900
SHEET: 1 of 1

REV. -



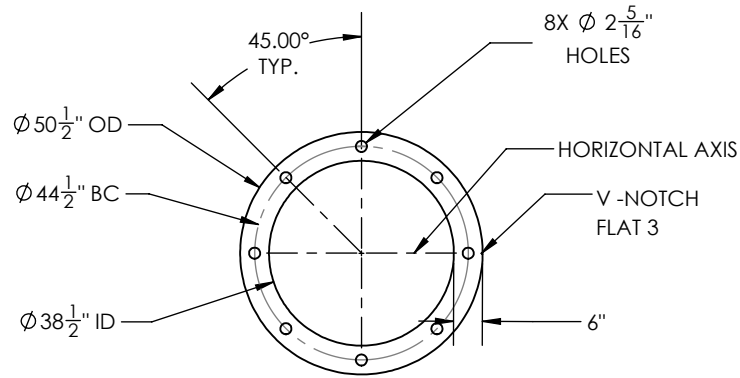
700 E. MCLEROY, SUITE A
SAGINAW, TEXAS 76179
682.286.0046 PH
682.286.0086 FX
CHMINDUSTRIES.COM

BREAK ALL SHARP EDGES .005/.015.
REMOVE ALL BURRS AND CHIPS

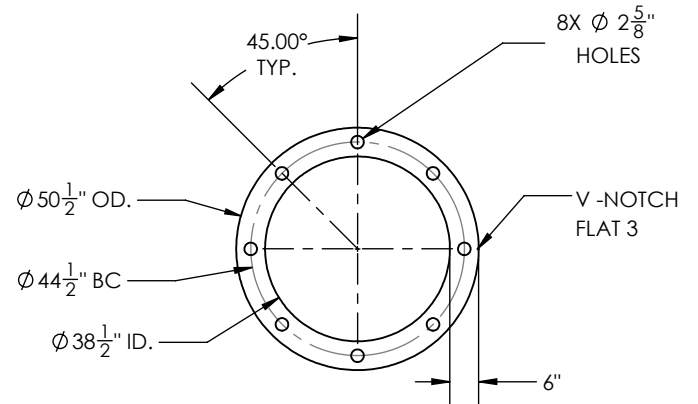
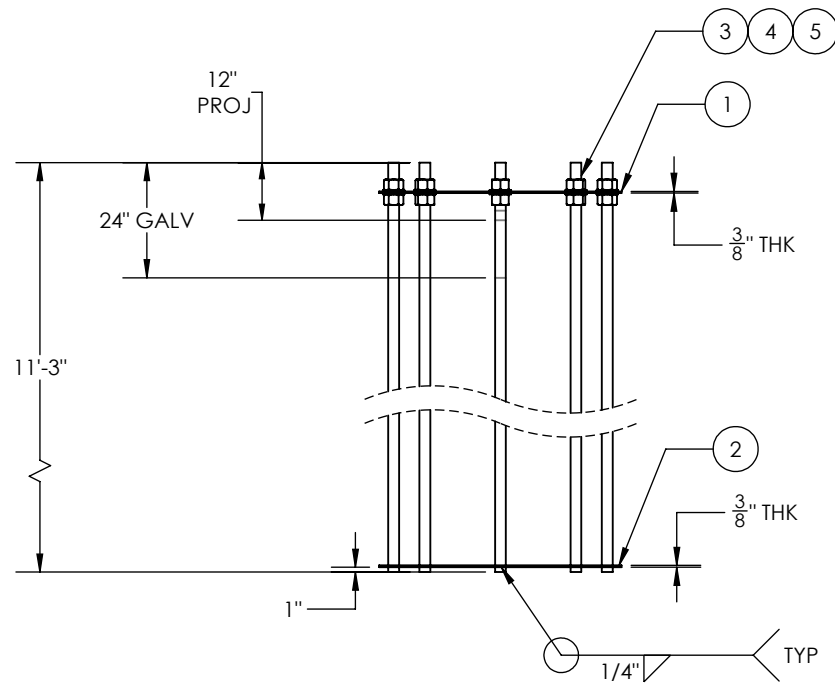
TOLERANCES UNLESS OTHERWISE SPECIFIED
GENERAL TOLERANCE: $\pm 1/16$
ANGULAR: $\pm 0.5^\circ$

ANCHOR CAGE ASSY 45.00 X 11'-3"
STR# 56

GREENVILLE UTILITIES



TOP CAGE PLATE



BOTTOM CAGE PLATE

ITEM NO.	PART NUMBER	DESCRIPTION	Material	QTY.
1	10571-A-ABT039	ANCHOR CAGE PLATE, 50 1/2" X 0.375" 8H	A36	1
2	10571-A-ABT040	ANCHOR CAGE PLATE, 50 1/2" X 0.375" 8H	A36	1
3	10551-STRS1-001	ANCHOR BOLTS, Ø2 1/4" X 11'-3"	A615 GR75	8
4	43035	NUT, HEAVY HEX, 2 1/4"-4.5, HDG, A563	A563	16
5	44070	Washer, Flat, 2 1/4", SS	SS	16

GENERAL NOTES:

1. ANCHOR CAGE TO SHIP ASSEMBLED.
2. MARK "10571-12000" ON TOP RING.
3. ANCHOR BOLT CAGE WEIGHT = 1563.57 LBS.

QTY:	REL. DATE
1	

THIS DWG IS PROPERTY OF CHM INDUSTRIES AND CONTAINS PROPRIETARY INFORMATION WHICH MAY NOT BE COPIED OR REPRODUCED WITHOUT PRIOR WRITTEN CONSENT FROM CHM INDUSTRIES.

DIMENSIONS ARE IN INCHES UNLESS OTHERWISE SPECIFIED

SPECIFICATIONS

MATERIAL:	GALVANIZED
SCALE:	1:48
DO NOT SCALE DRAWING	

BY	DATE
CREATED: TG	06/23/2022
CHK'D:	-
LAST REV.:	-
THIRD ANGLE PROJECTION	

JOB NO.	PART NO.	DWG NO.	REV.
22-10571	10571-12000	10571-12000 SHEET: 1 of 1	-



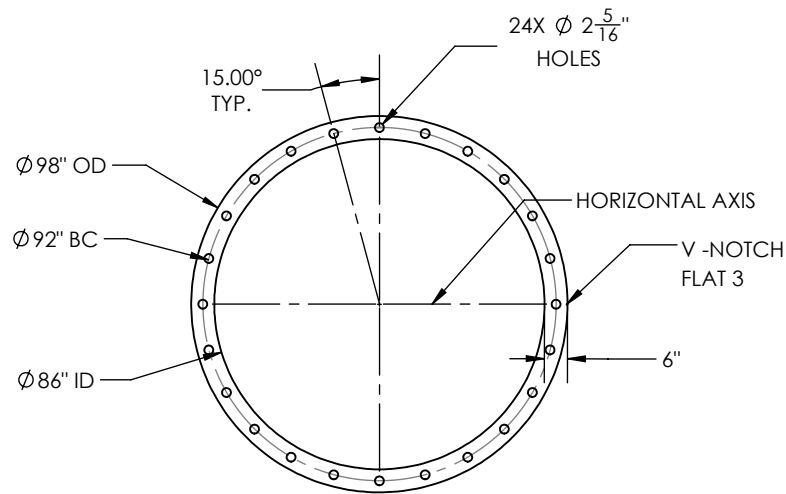
700 E. MCLEROY, SUITE A
SAGINAW, TEXAS 76179
682.286.0046 PH
682.286.0086 FX
CHMINDUSTRIES.COM

BREAK ALL SHARP EDGES .005/.015.
REMOVE ALL BURRS AND CHIPS

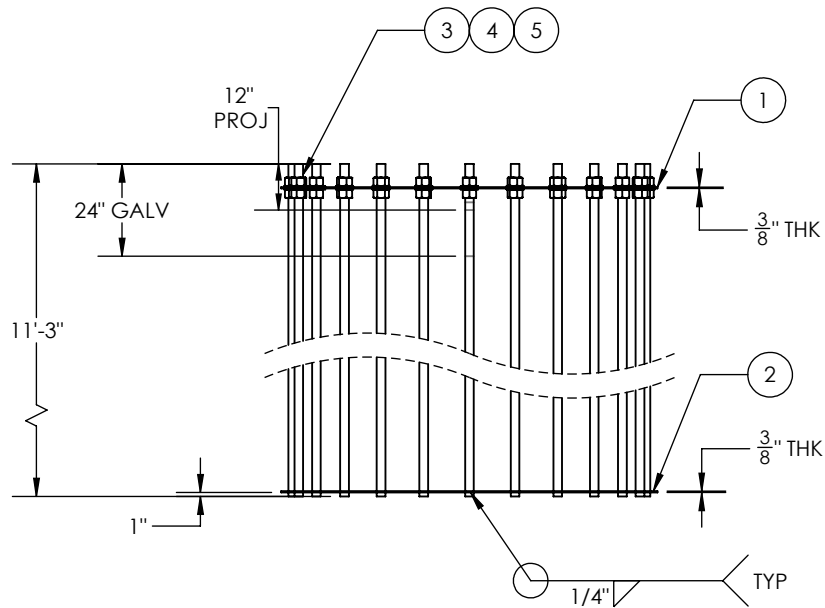
TOLERANCES UNLESS OTHERWISE SPECIFIED
GENERAL TOLERANCE: ±1/16
ANGULAR: ±0.5°

ANCHOR CAGE ASSY 50.50 X 11'-3"
STR# 61

GREENVILLE UTILITIES



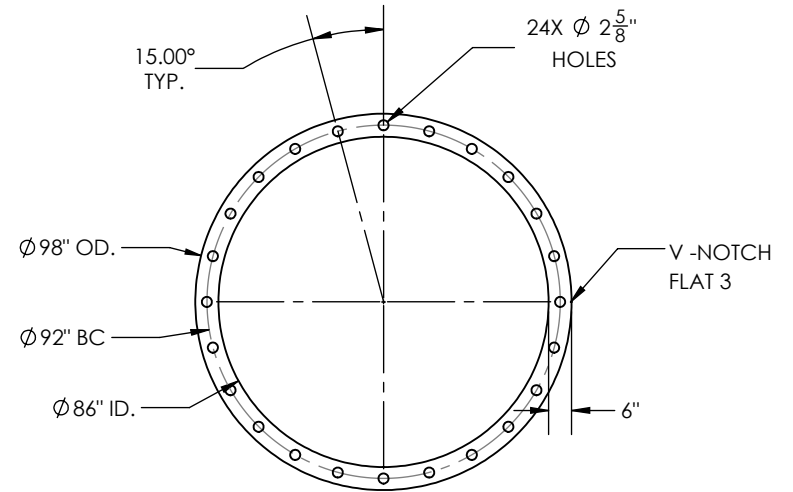
TOP CAGE PLATE



ITEM NO.	PART NUMBER	DESCRIPTION	Material	QTY.
1	10571-A-ABT041	ANCHOR CAGE PLATE, 98" X 0.375" 24H	A36	1
2	10571-A-ABT042	ANCHOR CAGE PLATE, 98" X 0.375" 24H	A36	1
3	10551-STRS1-001	ANCHOR BOLTS, \varnothing 2 1/4" X 11'-3"	A615 GR75	24
4	43035	NUT, HEAVY HEX, 2 1/4"-4.5, HDG, A563	A563	48
5	44070	Washer, Flat, 2 1/4", SS	SS	48

GENERAL NOTES:

1. ANCHOR CAGE TO SHIP ASSEMBLED.
2. MARK "10571-12100" ON TOP RING.
3. ANCHOR BOLT CAGE WEIGHT = 4514.34 LBS.



BOTTOM CAGE PLATE

THIS DWG IS PROPERTY OF CHM INDUSTRIES AND CONTAINS PROPRIETARY INFORMATION WHICH MAY NOT BE COPIED OR REPRODUCED WITHOUT PRIOR WRITTEN CONSENT FROM CHM INDUSTRIES.

DIMENSIONS ARE IN INCHES UNLESS OTHERWISE SPECIFIED

SPECIFICATIONS

MATERIAL: GALVANIZED
 FINISH: GALVANIZED
 SCALE: 1:48
 DO NOT SCALE DRAWING

BY: TG
 DATE: 06/23/2022
 CHECKED: -
 LAST REV.: -
 THIRD ANGLE PROJECTION

JOB NO.: 22-10571

PART NO.: 10571-12100

QTY:	REL. DATE
1	

DWG NO.: 10571-12100 SHEET: 1 of 1
 REV.: -



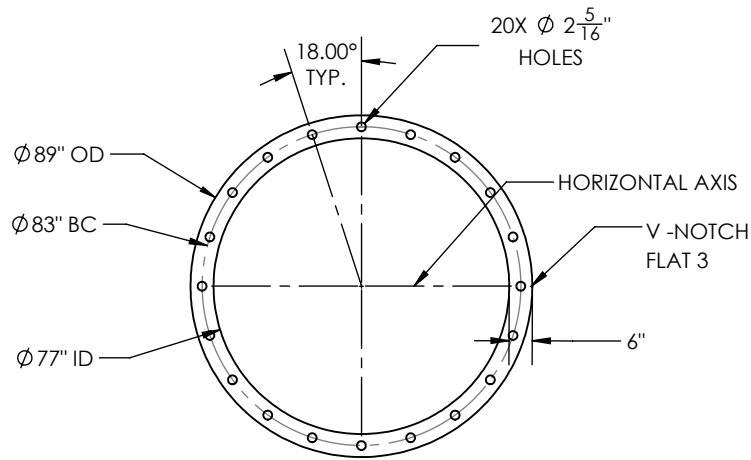
700 E. MCLEROY, SUITE A
 SAGINAW, TEXAS 76179
 682.286.0046 PH
 682.286.0086 FX
 CHMINDUSTRIES.COM

BREAK ALL SHARP EDGES .005/.015.
 REMOVE ALL BURRS AND CHIPS

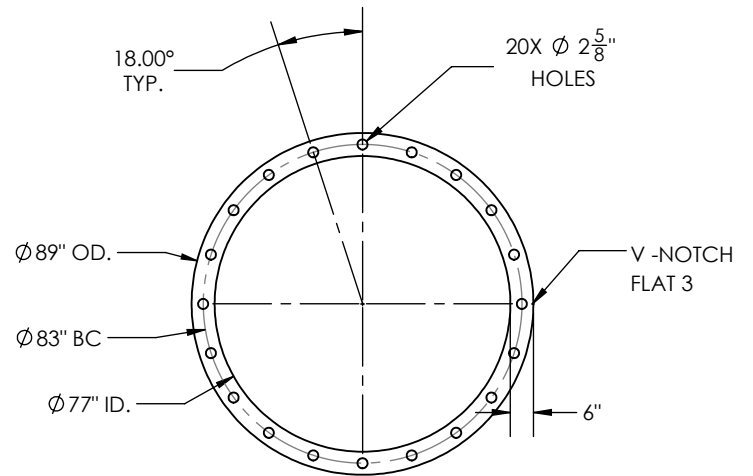
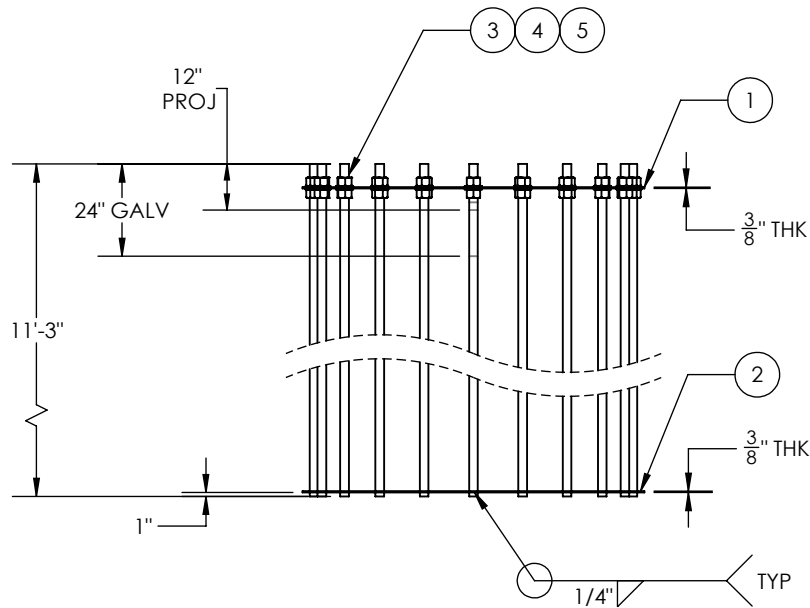
TOLERANCES UNLESS OTHERWISE SPECIFIED
 GENERAL TOLERANCE: ±1/16
 ANGULAR: ±0.5°

ANCHOR CAGE ASSY 98.00 X 11'-3"
 STR# 62

GREENVILLE UTILITIES



TOP CAGE PLATE



BOTTOM CAGE PLATE

ITEM NO.	PART NUMBER	DESCRIPTION	Material	QTY.
1	10571-A-ABT043	ANCHOR CAGE PLATE, 89" X 0.375" 20H	A36	1
2	10571-A-ABT044	ANCHOR CAGE PLATE, 89" X 0.375" 20H	A36	1
3	10551-STRS1-001	ANCHOR BOLTS, $\phi 2\frac{1}{4}$ " X 11'-3"	A615 GR75	20
4	43035	NUT, HEAVY HEX, 2 1/4"-4.5, HDG, A563	A563	40
5	44070	Washer, Flat, 2 1/4", SS	SS	40

GENERAL NOTES:

1. ANCHOR CAGE TO SHIP ASSEMBLED.
2. MARK "10571-12200" ON TOP RING.
3. ANCHOR BOLT CAGE WEIGHT = 3789.00 LBS.

QTY:	REL. DATE
1	

THIS DWG IS PROPERTY OF CHM INDUSTRIES AND CONTAINS PROPRIETARY INFORMATION WHICH MAY NOT BE COPIED OR REPRODUCED WITHOUT PRIOR WRITTEN CONSENT FROM CHM INDUSTRIES.

DIMENSIONS ARE IN INCHES UNLESS OTHERWISE SPECIFIED

SPECIFICATIONS

MATERIAL:	GALVANIZED
FINISH:	GALVANIZED
SCALE:	1:48
DO NOT SCALE DRAWING	

BY	DATE
TG	06/23/2022
CHK'D:	-
LAST REV.:	-
THIRD ANGLE PROJECTION	

JOB NO. 22-10571

PART NO. 10571-12200

DWG NO. 10571-12200 SHEET: 1 of 1

REV. -



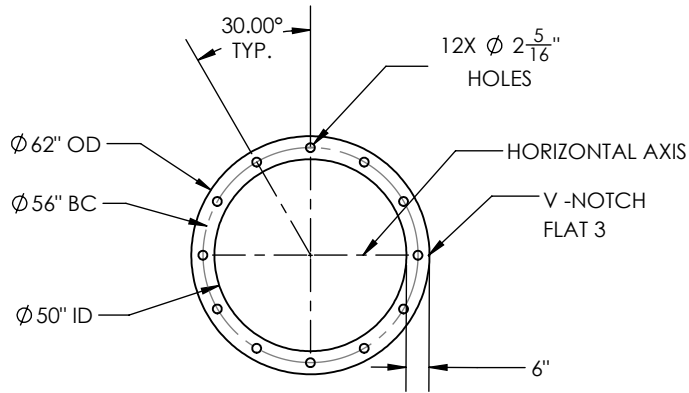
700 E. MCLEROY, SUITE A
SAGINAW, TEXAS 76179
682.286.0046 PH
682.286.0086 FX
CHMINDUSTRIES.COM

BREAK ALL SHARP EDGES .005/.015.
REMOVE ALL BURRS AND CHIPS

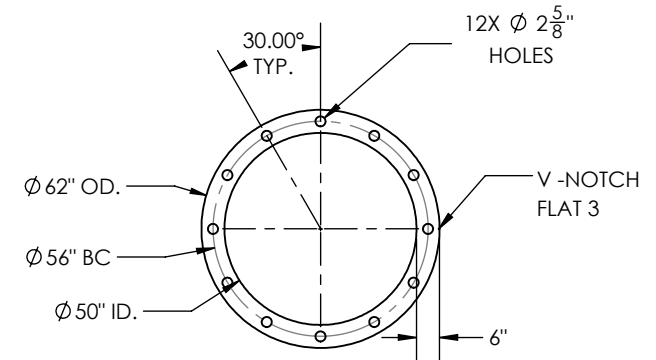
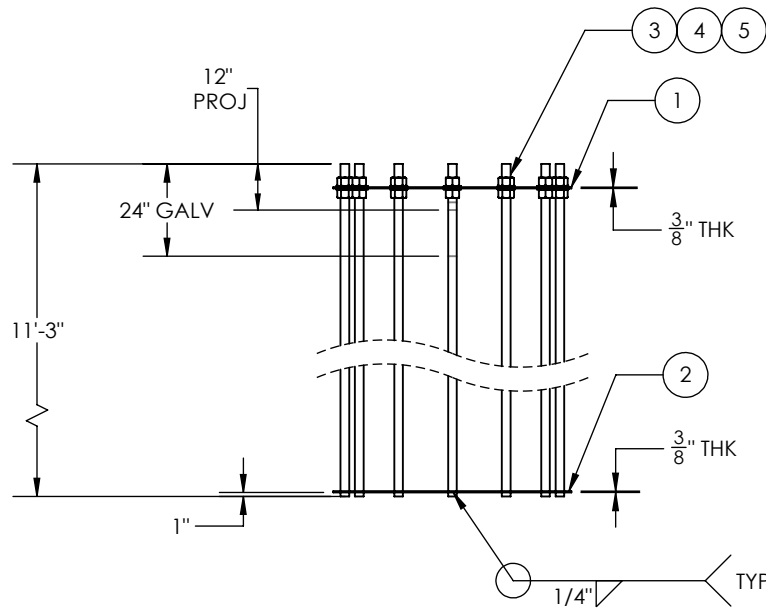
TOLERANCES UNLESS OTHERWISE SPECIFIED
GENERAL TOLERANCE: $\pm 1/16$
ANGULAR: $\pm 0.5^\circ$

ANCHOR CAGE ASSY 89.00 X 11'-3"
STR# 63

GREENVILLE UTILITIES



TOP CAGE PLATE



BOTTOM CAGE PLATE

ITEM NO.	PART NUMBER	DESCRIPTION	Material	QTY.
1	10571-A-ABT045	ANCHOR CAGE PLATE, 62" X 0.375" 12H	A36	1
2	10571-A-ABT046	ANCHOR CAGE PLATE, 62" X 0.375" 12H	A36	1
3	10551-STRS1-001	ANCHOR BOLTS, Ø 2 1/4" X 11'-3"	A615 GR75	12
4	43035	NUT, HEAVY HEX, 2 1/4"-4.5, HDG, A563	A563	24
5	44070	Washer, Flat, 2 1/4", SS	SS	24

GENERAL NOTES:

1. ANCHOR CAGE TO SHIP ASSEMBLED.
2. MARK "10571-12300" ON TOP RING.
3. ANCHOR BOLT CAGE WEIGHT = 2300.00 LBS.

THIS DWG IS PROPERTY OF CHM INDUSTRIES AND CONTAINS PROPRIETARY INFORMATION WHICH MAY NOT BE COPIED OR REPRODUCED WITHOUT PRIOR WRITTEN CONSENT FROM CHM INDUSTRIES.

DIMENSIONS ARE IN INCHES UNLESS OTHERWISE SPECIFIED

SPECIFICATIONS

MATERIAL: GALVANIZED
 FINISH: GALVANIZED
 SCALE: 1:48
 DO NOT SCALE DRAWING

BY: TG
 DATE: 06/24/2022
 THIRD ANGLE PROJECTION

JOB NO.: 22-10571

PART NO.: 10571-12300

QTY: 1
 REL. DATE:
 DWG NO.: 10571-12300
 SHEET: 1 of 1
 REV: -



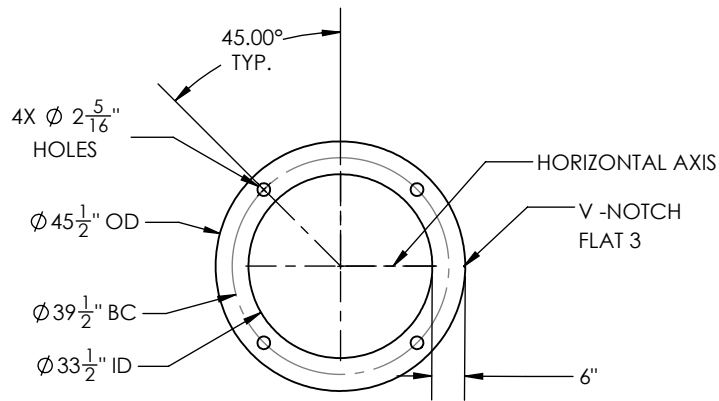
700 E. MCLEROY, SUITE A
 SAGINAW, TEXAS 76179
 682.286.0046 PH
 682.286.0086 FX
 CHMINDUSTRIES.COM

BREAK ALL SHARP EDGES .005/.015.
 REMOVE ALL BURRS AND CHIPS

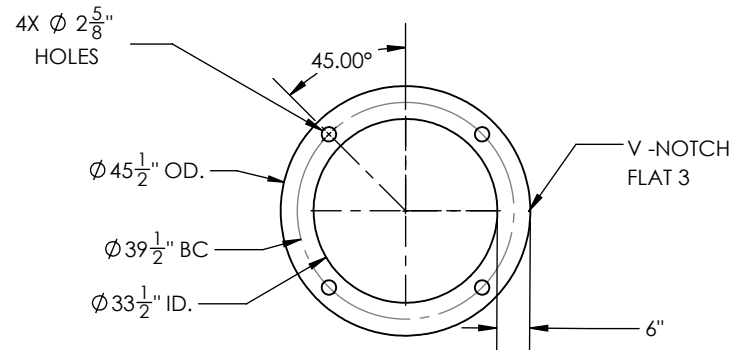
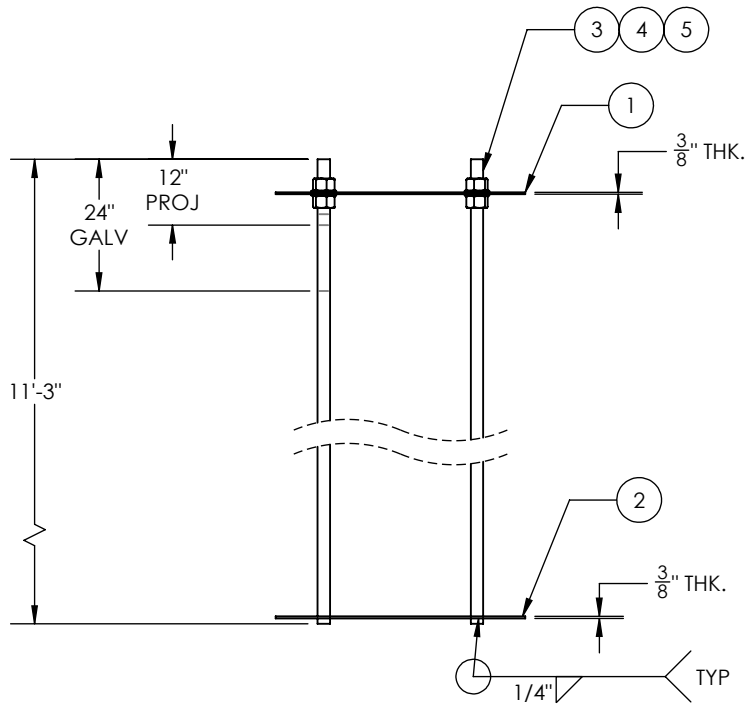
TOLERANCES UNLESS OTHERWISE SPECIFIED
 GENERAL TOLERANCE: ±1/16
 ANGULAR: ±0.5°

ANCHOR CAGE ASSY 62.00 X 11'-3"
 STR# 64

GREENVILLE UTILITIES



TOP CAGE PLATE



BOTTOM CAGE PLATE

ITEM NO.	PART NUMBER	DESCRIPTION	Material	QTY.
1	10571-A-ABT047	ANCHOR CAGE PLATE, 45 1/2" X 0.375" 4H	A36	1
2	10571-A-ABT048	ANCHOR CAGE PLATE, 45 1/2" X 0.375" 4H	A36	1
3	10551-STRS1-001	ANCHOR BOLTS, $\phi 2\frac{1}{4}$ " X 11'-3"	A615 GR75	4
4	43035	NUT, HEAVY HEX, 2 1/4"-4.5, HDG, A563	A563	8
5	44070	Washer, Flat, 2 1/4", SS	SS	8

GENERAL NOTES:

1. ANCHOR CAGE TO SHIP ASSEMBLED.
2. MARK "10571-12400" ON TOP RING.
3. ANCHOR BOLT CAGE WEIGHT = 855.10 LBS.

QTY:	REL. DATE
1	

THIS DWG IS PROPERTY OF CHM INDUSTRIES AND CONTAINS PROPRIETARY INFORMATION WHICH MAY NOT BE COPIED OR REPRODUCED WITHOUT PRIOR WRITTEN CONSENT FROM CHM INDUSTRIES.

DIMENSIONS ARE IN INCHES UNLESS OTHERWISE SPECIFIED

SPECIFICATIONS

MATERIAL:	GALVANIZED
SCALE:	1:48
FINISH:	A
DO NOT SCALE DRAWING	

BY	DATE
TG	06/24/2022
CHK'D:	-
LAST REV.:	-
THIRD ANGLE PROJECTION	

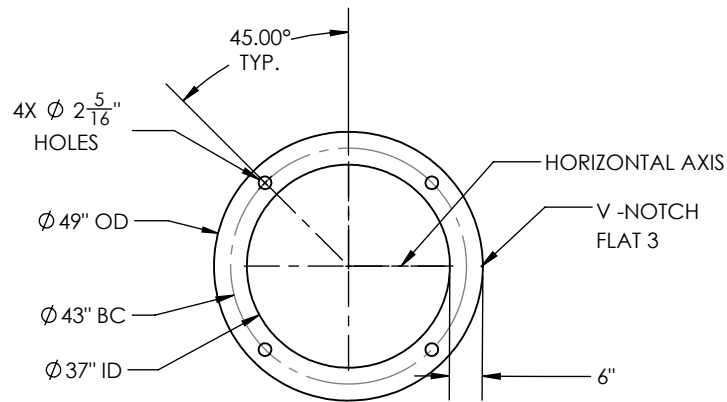
JOB NO.	PART NO.	DWG NO.	REV.
22-10571	10571-12400	10571-12400 SHEET: 1 of 1	-
ANCHOR CAGE ASSY 45.50 X 11'-3" STR# 65 GREENVILLE UTILITIES			



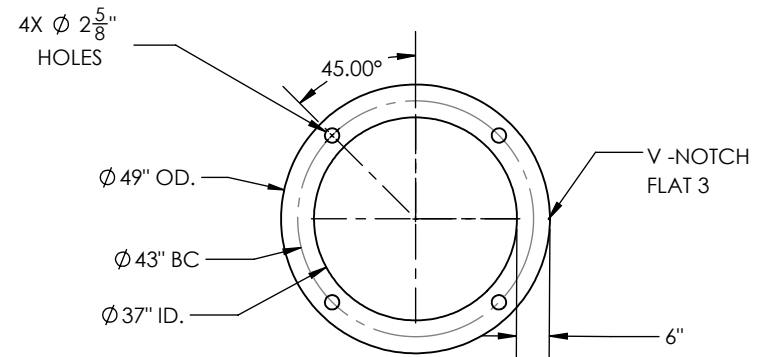
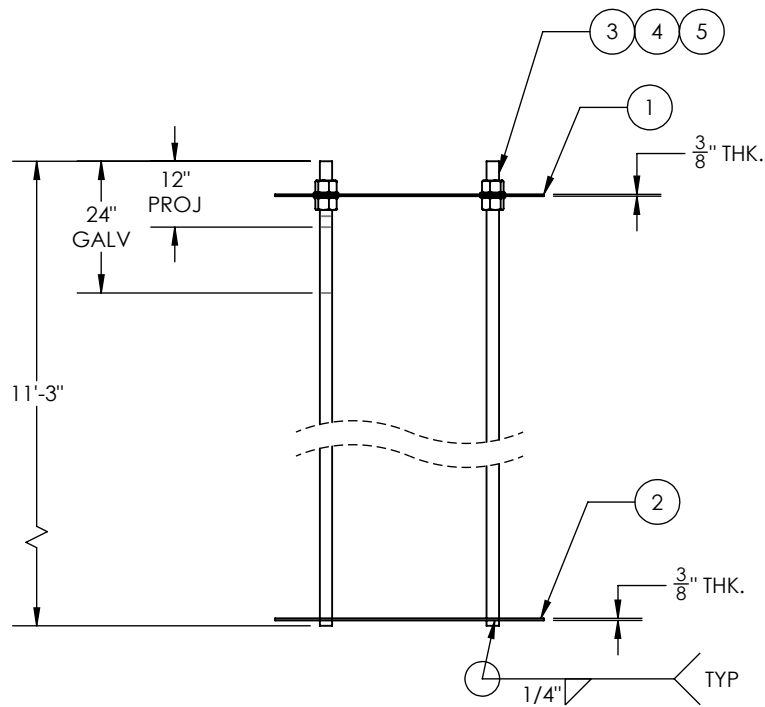
700 E. MCLEROY, SUITE A
SAGINAW, TEXAS 76179
682.286.0046 PH
682.286.0086 FX
CHMINDUSTRIES.COM

BREAK ALL SHARP EDGES 005/015. REMOVE ALL BURRS AND CHIPS

TOLERANCES UNLESS OTHERWISE SPECIFIED
GENERAL TOLERANCE: $\pm 1/16$
ANGULAR: $\pm 0.5^\circ$



TOP CAGE PLATE



BOTTOM CAGE PLATE

ITEM NO.	PART NUMBER	DESCRIPTION	Material	QTY.
1	10571-A-ABT049	ANCHOR CAGE PLATE, 49" X 0.375" 4H	A36	1
2	10571-A-ABT050	ANCHOR CAGE PLATE, 49" X 0.375" 4H	A36	1
3	10551-STRS1-001	ANCHOR BOLTS, $\phi 2\frac{1}{4}$ " X 11'-3"	A615 GR75	4
4	43035	NUT, HEAVY HEX, 2 $\frac{1}{4}$ "-4.5, HDG, A563	A563	8
5	44070	Washer, Flat, 2 $\frac{1}{4}$ ", SS	SS	8

GENERAL NOTES:

1. ANCHOR CAGE TO SHIP ASSEMBLED.
2. MARK "10571-12500" ON TOP RING.
3. ANCHOR BOLT CAGE WEIGHT = 870.00 LBS.

QTY:	REL. DATE
1	

THIS DWG IS PROPERTY OF CHM INDUSTRIES AND CONTAINS PROPRIETARY INFORMATION WHICH MAY NOT BE COPIED OR REPRODUCED WITHOUT PRIOR WRITTEN CONSENT FROM CHM INDUSTRIES.

DIMENSIONS ARE IN INCHES UNLESS OTHERWISE SPECIFIED

SPECIFICATIONS

MATERIAL:	GALVANIZED
FINISH:	GALVANIZED
SCALE:	1:48
DO NOT SCALE DRAWING	

BY	DATE
TG	06/24/2022
CHK'D:	-
LAST REV.:	-
THIRD ANGLE PROJECTION	

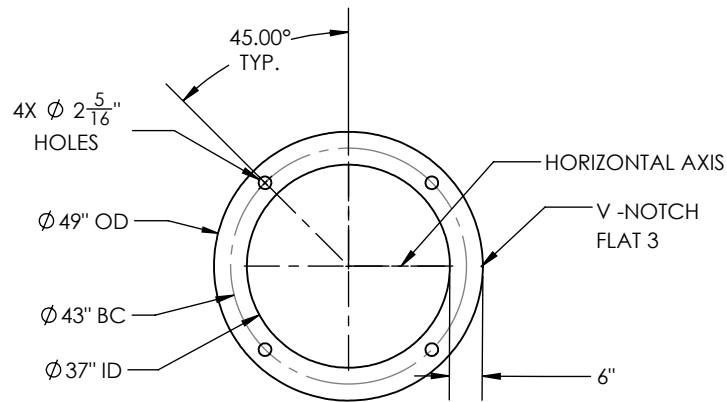
JOB NO.	PART NO.	DWG NO.	REV.
22-10571	10571-12500	10571-12500 SHEET: 1 of 1	-
ANCHOR CAGE ASSY 49.00 X 11'-3" STR# 75 GREENVILLE UTILITIES			



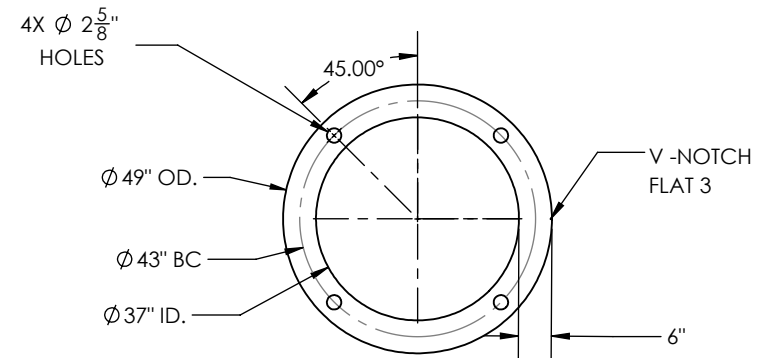
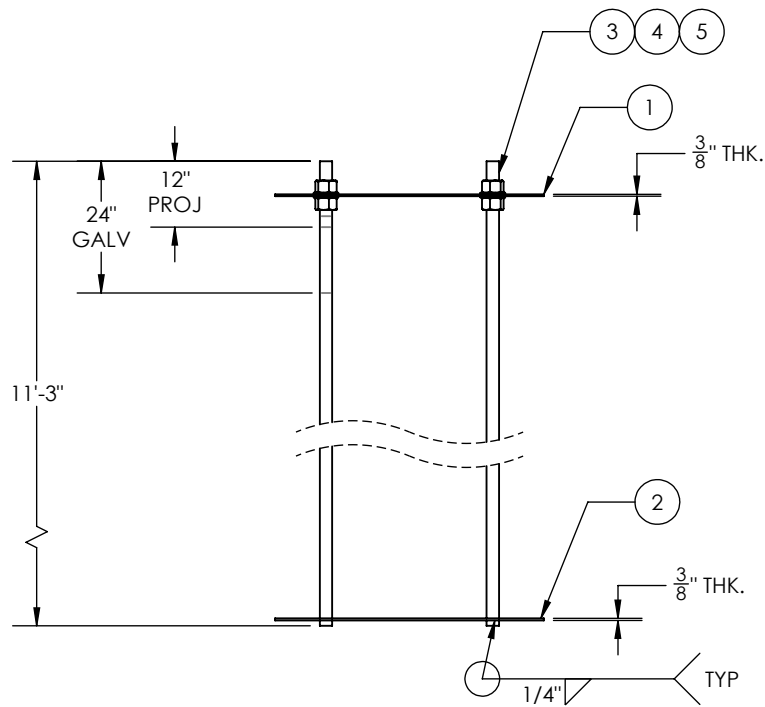
700 E. MCLEROY, SUITE A
SAGINAW, TEXAS 76179
682.286.0046 PH
682.286.0086 FX
CHMINDUSTRIES.COM

BREAK ALL SHARP EDGES .005/.015.
REMOVE ALL BURRS AND CHIPS

TOLERANCES UNLESS OTHERWISE SPECIFIED
GENERAL TOLERANCE: $\pm 1/16$
ANGULAR: $\pm 0.5^\circ$



TOP CAGE PLATE



BOTTOM CAGE PLATE

ITEM NO.	PART NUMBER	DESCRIPTION	Material	QTY.
1	10571-A-ABT049	ANCHOR CAGE PLATE, 49" X 0.375" 4H	A36	1
2	10571-A-ABT050	ANCHOR CAGE PLATE, 49" X 0.375" 4H	A36	1
3	10551-STRS1-001	ANCHOR BOLTS, \varnothing 2 1/4" X 11'-3"	A615 GR75	4
4	43035	NUT, HEAVY HEX, 2 1/4"-4.5, HDG, A563	A563	8
5	44070	Washer, Flat, 2 1/4", SS	SS	8

GENERAL NOTES:

1. ANCHOR CAGE TO SHIP ASSEMBLED.
2. MARK "10571-12600" ON TOP RING.
3. ANCHOR BOLT CAGE WEIGHT = 870.00 LBS.

THIS DWG IS PROPERTY OF CHM INDUSTRIES AND CONTAINS PROPRIETARY INFORMATION WHICH MAY NOT BE COPIED OR REPRODUCED WITHOUT PRIOR WRITTEN CONSENT FROM CHM INDUSTRIES.

DIMENSIONS ARE IN INCHES UNLESS OTHERWISE SPECIFIED

SPECIFICATIONS

MATERIAL: GALVANIZED
 FINISH: GALVANIZED
 SCALE: 1:48
 DO NOT SCALE DRAWING

BY: TG
 DATE: 06/24/2022
 THIRD ANGLE PROJECTION

JOB NO.: 22-10571

PART NO.: 10571-12600

QTY:	REL. DATE
1	
DWG NO.: 10571-12600	REV.: -
SHEET: 1 of 1	



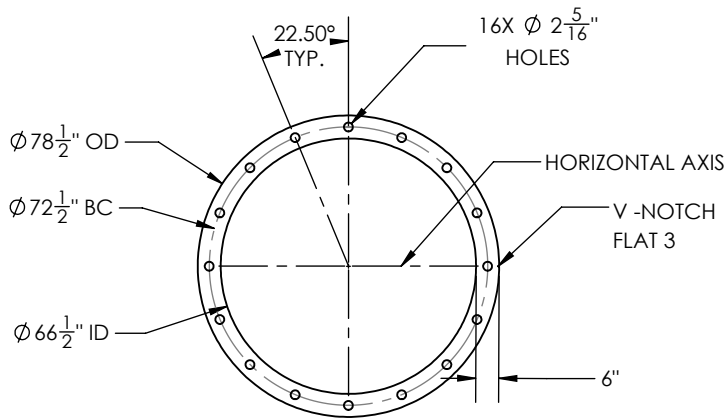
700 E. MCLEROY, SUITE A
 SAGINAW, TEXAS 76179
 682.286.0046 PH
 682.286.0086 FX
 CHMINDUSTRIES.COM

BREAK ALL SHARP EDGES .005/.015.
 REMOVE ALL BURRS AND CHIPS

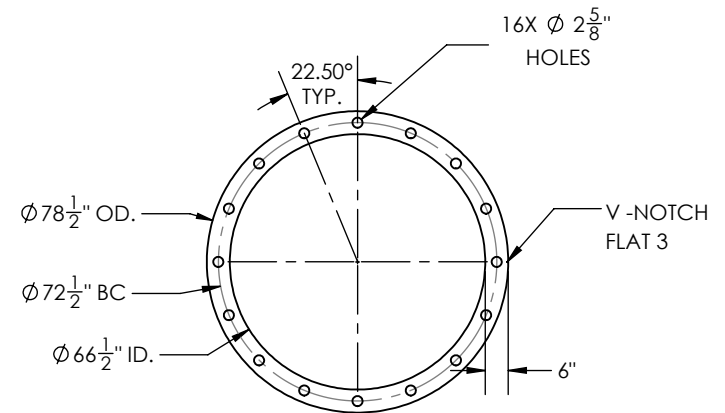
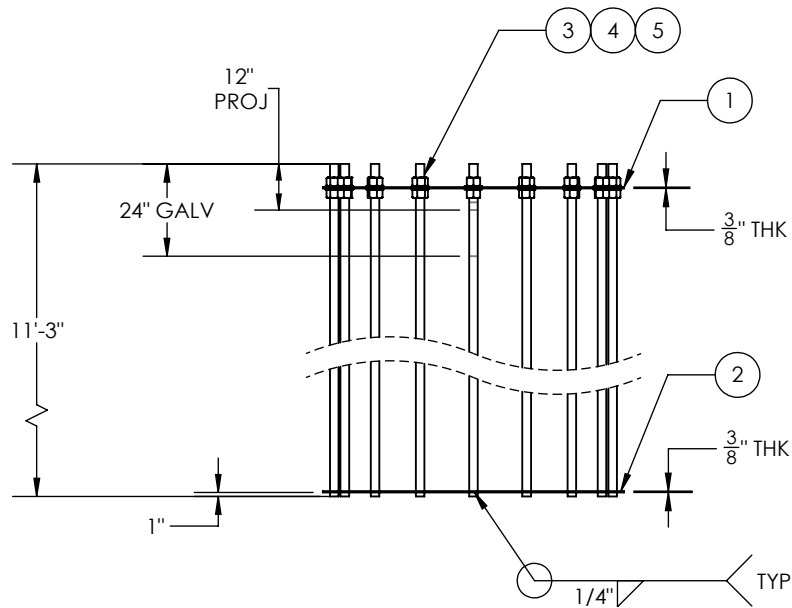
TOLERANCES UNLESS OTHERWISE SPECIFIED
 GENERAL TOLERANCE: \pm 1/16
 ANGULAR: \pm 0.5°

ANCHOR CAGE ASSY 49.00 X 11'-3"
 STR# 85

GREENVILLE UTILITIES



TOP CAGE PLATE



BOTTOM CAGE PLATE

ITEM NO.	PART NUMBER	DESCRIPTION	Material	QTY.
1	10571-A-ABT051	ANCHOR CAGE PLATE, 78 1/2" X 0.375" 16H	A36	1
2	10571-A-ABT052	ANCHOR CAGE PLATE, 78 1/2" X 0.375" 16H	A36	1
3	10551-STRS1-001	ANCHOR BOLTS, ϕ 2 1/4" X 11'-3"	A615 GR75	16
4	43035	NUT, HEAVY HEX, 2 1/4"-4.5, HDG, A563	A563	32
5	44070	Washer, Flat, 2 1/4", SS	SS	32

GENERAL NOTES:

1. ANCHOR CAGE TO SHIP ASSEMBLED.
2. MARK "10571-12700" ON TOP RING.
3. ANCHOR BOLT CAGE WEIGHT = 3057.00 LBS.

QTY:	REL. DATE
1	

THIS DWG IS PROPERTY OF CHM INDUSTRIES AND CONTAINS PROPRIETARY INFORMATION WHICH MAY NOT BE COPIED OR REPRODUCED WITHOUT PRIOR WRITTEN CONSENT FROM CHM INDUSTRIES.

DIMENSIONS ARE IN INCHES UNLESS OTHERWISE SPECIFIED

SPECIFICATIONS

MATERIAL:	GALVANIZED	
FINISH:	GALVANIZED	
SCALE:	1:48	A
DO NOT SCALE DRAWING		

BY	DATE
TG	06/24/2022
CHK'D:	-
LAST REV.:	-
THIRD ANGLE PROJECTION	

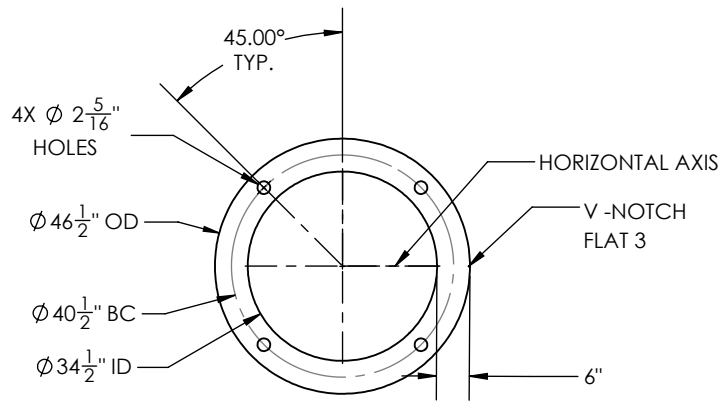
JOB NO.	PART NO.	DWG NO.	REV.
22-10571	10571-12700	10571-12700 SHEET: 1 of 1	-
ANCHOR CAGE ASSY 78.50 X 11'-3" STR# 99 GREENVILLE UTILITIES			



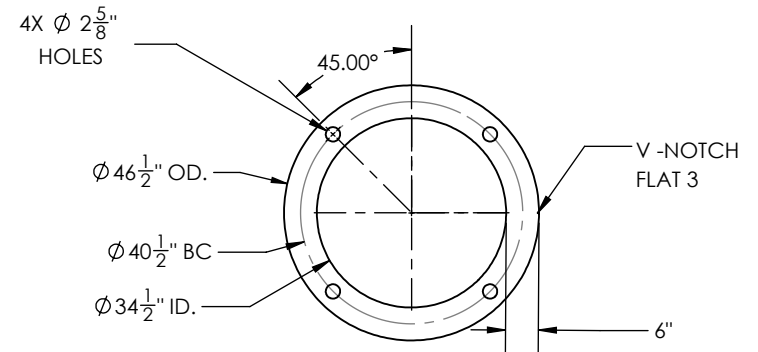
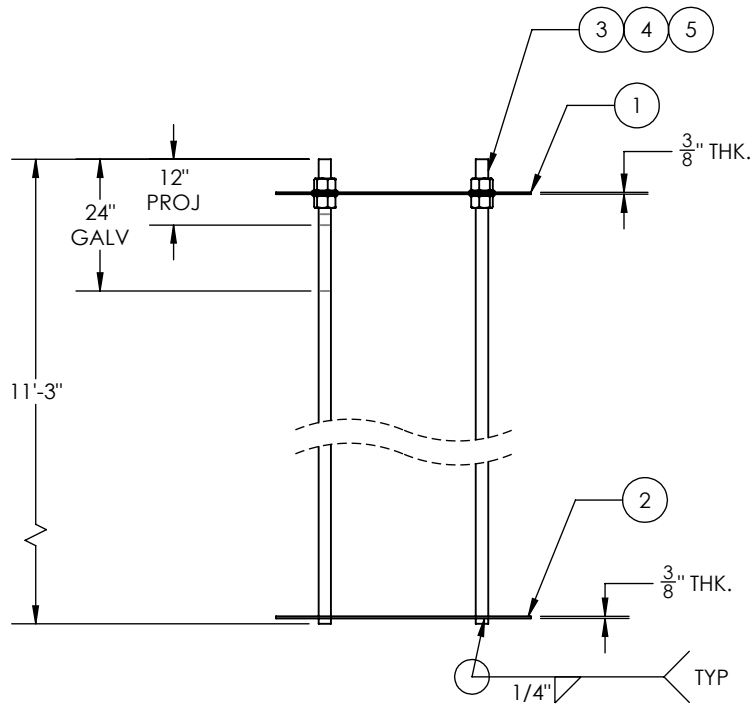
700 E. MCLEROY, SUITE A
SAGINAW, TEXAS 76179
682.286.0046 PH
682.286.0086 FX
CHMINDUSTRIES.COM

BREAK ALL SHARP EDGES .005/.015. REMOVE ALL BURRS AND CHIPS

TOLERANCES UNLESS OTHERWISE SPECIFIED
GENERAL TOLERANCE: \pm 1/16
ANGULAR: \pm 0.5°



TOP CAGE PLATE



BOTTOM CAGE PLATE

ITEM NO.	PART NUMBER	DESCRIPTION	Material	QTY.
1	10571-A-ABT053	ANCHOR CAGE PLATE, 46 1/2" X 0.375" 4H	A36	1
2	10571-A-ABT054	ANCHOR CAGE PLATE, 46 1/2" X 0.375" 4H	A36	1
3	10551-STRS1-001	ANCHOR BOLTS, $\phi 2\frac{1}{4}$ " X 11'-3"	A615 GR75	4
4	43035	NUT, HEAVY HEX, 2 1/4"-4.5, HDG, A563	A563	8
5	44070	Washer, Flat, 2 1/4", SS	SS	8

GENERAL NOTES:

1. ANCHOR CAGE TO SHIP ASSEMBLED.
2. MARK "10571-12800" ON TOP RING.
3. ANCHOR BOLT CAGE WEIGHT = 866.70 LBS.

QTY:	REL. DATE
1	

THIS DWG IS PROPERTY OF CHM INDUSTRIES AND CONTAINS PROPRIETARY INFORMATION WHICH MAY NOT BE COPIED OR REPRODUCED WITHOUT PRIOR WRITTEN CONSENT FROM CHM INDUSTRIES.

DIMENSIONS ARE IN INCHES UNLESS OTHERWISE SPECIFIED

SPECIFICATIONS

MATERIAL:	GALVANIZED	
FINISH:	GALVANIZED	
SCALE:	1:48	A
DO NOT SCALE DRAWING		

BY	DATE
TG	06/24/2022
CHK'D:	-
LAST REV.:	-
THIRD ANGLE PROJECTION	

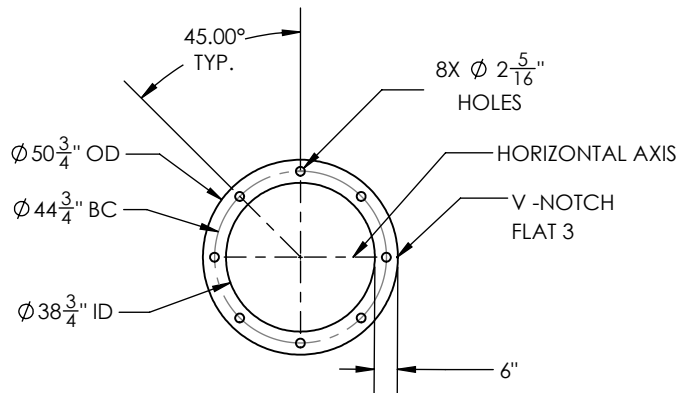
JOB NO.	PART NO.	DWG NO.	REV.
22-10571	10571-12800	10571-12800 SHEET: 1 of 1	-
ANCHOR CAGE ASSY 46.50 X 11'-3" STR# 100 GREENVILLE UTILITIES			



700 E. MCLEROY, SUITE A
SAGINAW, TEXAS 76179
682.286.0046 PH
682.286.0086 FX
CHMINDUSTRIES.COM

BREAK ALL SHARP EDGES .005/.015.
REMOVE ALL BURRS AND CHIPS

TOLERANCES UNLESS OTHERWISE SPECIFIED
GENERAL TOLERANCE: $\pm 1/16$
ANGULAR: $\pm 0.5^\circ$

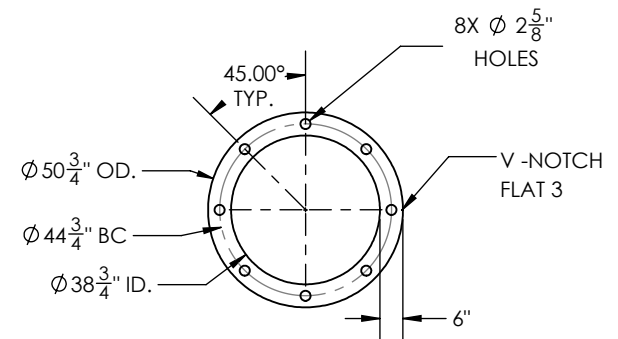
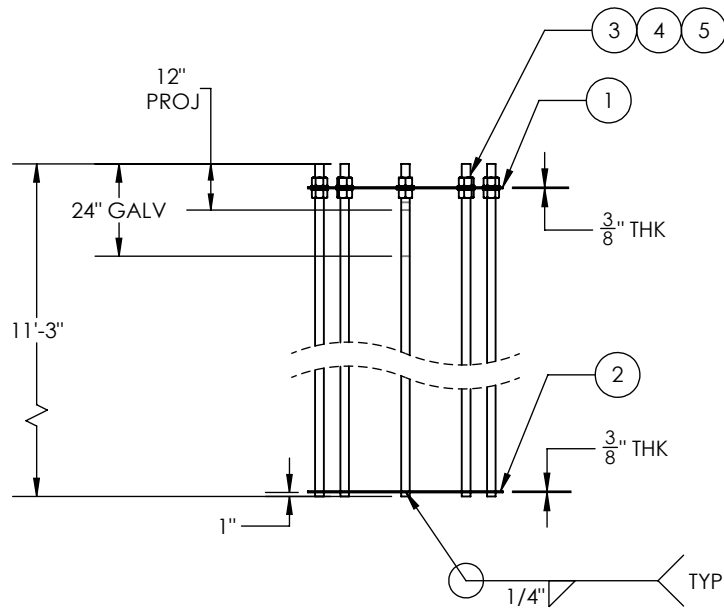


TOP CAGE PLATE

ITEM NO.	PART NUMBER	DESCRIPTION	Material	QTY.
1	10571-A-ABT055	ANCHOR CAGE PLATE, 50 3/4" X 0.375" 8H	A36	1
2	10571-A-ABT056	ANCHOR CAGE PLATE, 50 3/4" X 0.375" 8H	A36	1
3	10551-STRS1-001	ANCHOR BOLTS, ϕ 2 1/4" X 11'-3"	A615 GR75	8
4	43035	NUT, HEAVY HEX, 2 1/4"-4.5, HDG, A563	A563	16
5	44070	Washer, Flat, 2 1/4", SS	SS	16

GENERAL NOTES:

1. ANCHOR CAGE TO SHIP ASSEMBLED.
2. MARK "10571-12900" ON TOP RING.
3. ANCHOR BOLT CAGE WEIGHT = 1564.62 LBS.



BOTTOM CAGE PLATE

QTY:	REL. DATE
1	

THIS DWG IS PROPERTY OF CHM INDUSTRIES AND CONTAINS PROPRIETARY INFORMATION WHICH MAY NOT BE COPIED OR REPRODUCED WITHOUT PRIOR WRITTEN CONSENT FROM CHM INDUSTRIES.

DIMENSIONS ARE IN INCHES UNLESS OTHERWISE SPECIFIED

SPECIFICATIONS

MATERIAL:	GALVANIZED
FINISH:	GALVANIZED
SCALE:	1:48
DO NOT SCALE DRAWING	

BY	DATE
TG	06/24/2022
CHK'D:	-
LAST REV.:	-
THIRD ANGLE PROJECTION	

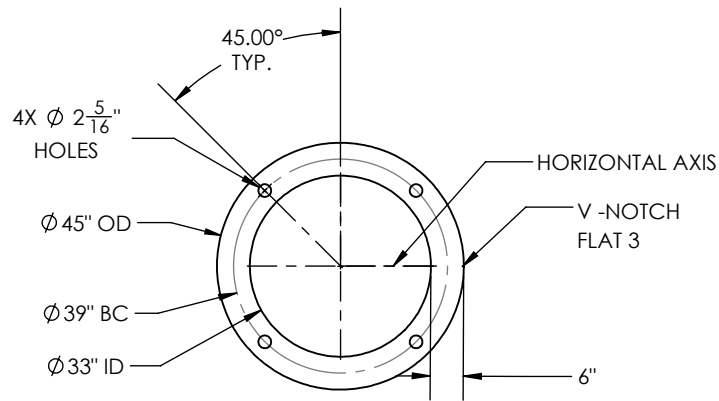
JOB NO.	PART NO.	DWG NO.	REV.
22-10571	10571-12900	10571-12900 SHEET: 1 of 1	-
ANCHOR CAGE ASSY 50.75 X 11'-3" STR# 101 GREENVILLE UTILITIES			



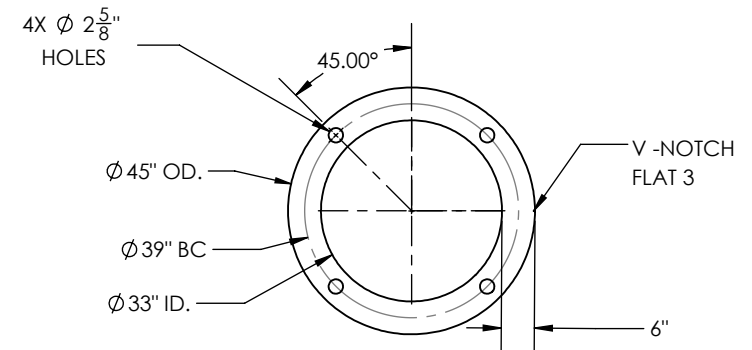
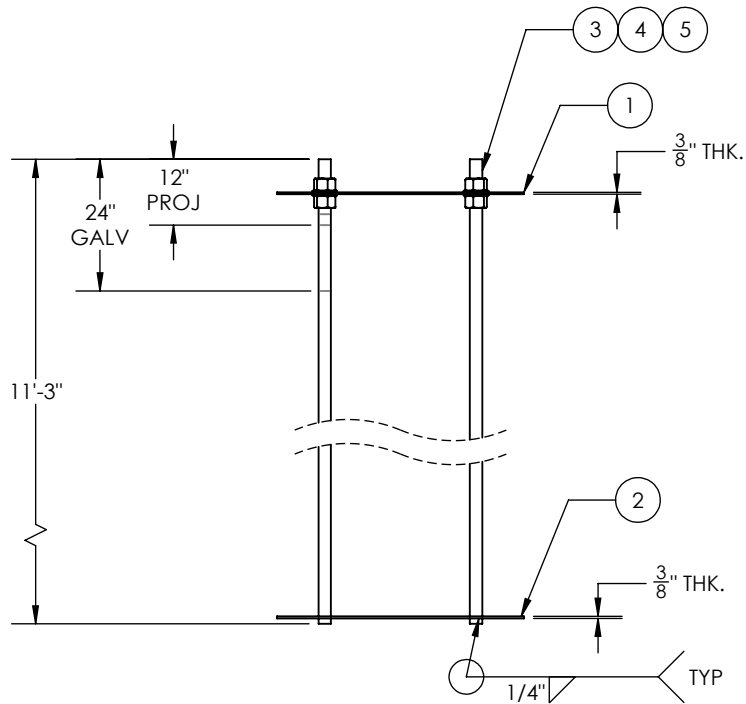
700 E. MCLEROY, SUITE A
SAGINAW, TEXAS 76179
682.286.0046 PH
682.286.0086 FX
CHMINDUSTRIES.COM

BREAK ALL SHARP EDGES .005/.015.
REMOVE ALL BURRS AND CHIPS

TOLERANCES UNLESS OTHERWISE SPECIFIED
GENERAL TOLERANCE: \pm 1/16
ANGULAR: \pm 0.5°



TOP CAGE PLATE



BOTTOM CAGE PLATE

ITEM NO.	PART NUMBER	DESCRIPTION	Material	QTY.
1	10571-A-ABT057	ANCHOR CAGE PLATE, 45" X 0.375" 4H	A36	1
2	10571-A-ABT058	ANCHOR CAGE PLATE, 45" X 0.375" 4H	A36	1
3	10551-STRS1-001	ANCHOR BOLTS, ϕ 2 1/4" X 11'-3"	A615 GR75	4
4	43035	NUT, HEAVY HEX, 2 1/4"-4.5, HDG, A563	A563	8
5	44070	Washer, Flat, 2 1/4", SS	SS	8

GENERAL NOTES:

1. ANCHOR CAGE TO SHIP ASSEMBLED.
2. MARK "10571-13000" ON TOP RING.
3. ANCHOR BOLT CAGE WEIGHT = 853.00 LBS.

QTY:	REL. DATE
1	

THIS DWG IS PROPERTY OF CHM INDUSTRIES AND CONTAINS PROPRIETARY INFORMATION WHICH MAY NOT BE COPIED OR REPRODUCED WITHOUT PRIOR WRITTEN CONSENT FROM CHM INDUSTRIES.

DIMENSIONS ARE IN INCHES UNLESS OTHERWISE SPECIFIED

SPECIFICATIONS

MATERIAL:	GALVANIZED
SCALE:	1:48
DO NOT SCALE DRAWING	

BY	DATE
TG	06/24/2022
CHK'D:	-
LAST REV.:	-
THIRD ANGLE PROJECTION	

JOB NO. 22-10571

PART NO. 10571-13000

DWG NO. 10571-13000 SHEET: 1 of 1

REV. -



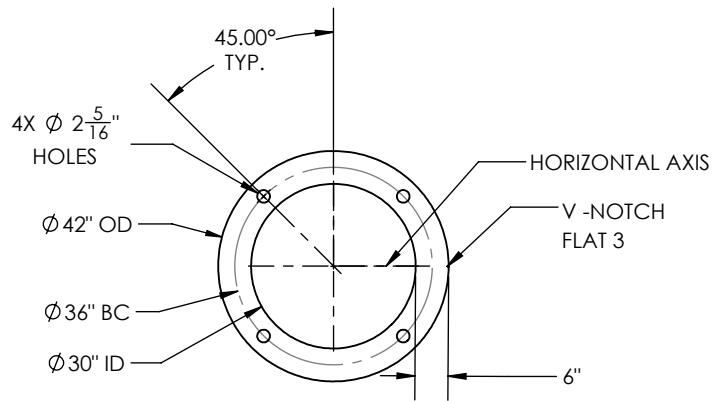
700 E. MCLEROY, SUITE A
SAGINAW, TEXAS 76179
682.286.0046 PH
682.286.0086 FX
CHMINDUSTRIES.COM

BREAK ALL SHARP EDGES .005/.015. REMOVE ALL BURRS AND CHIPS

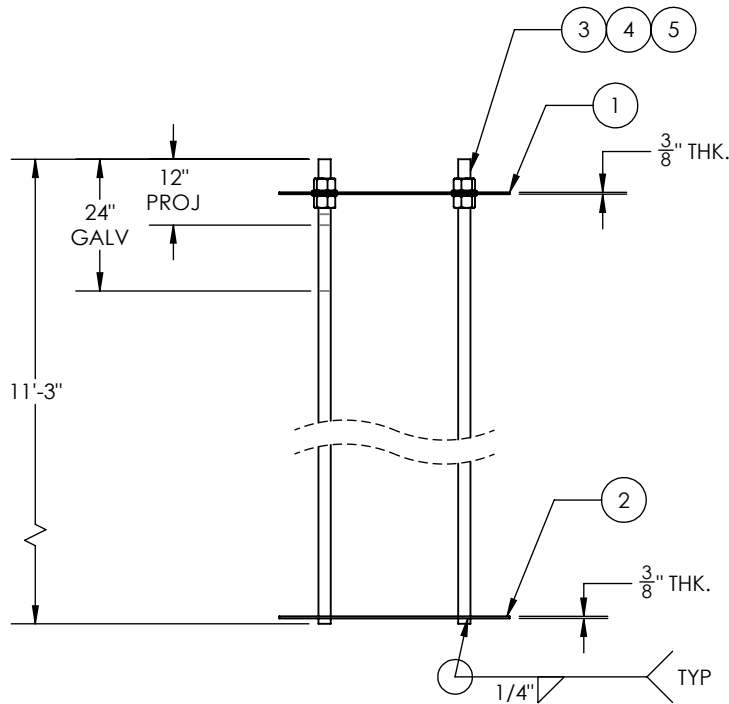
TOLERANCES UNLESS OTHERWISE SPECIFIED
GENERAL TOLERANCE: \pm 1/16
ANGULAR: \pm 0.5°

ANCHOR CAGE ASSY 45.00 X 11'-3"
STR# 102

GREENVILLE UTILITIES



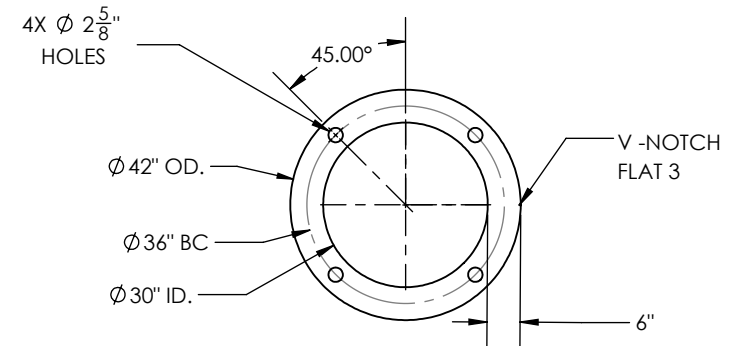
TOP CAGE PLATE



ITEM NO.	PART NUMBER	DESCRIPTION	Material	QTY.
1	10571-A-ABT059	ANCHOR CAGE PLATE, 42" X 0.375" 4H	A36	1
2	10571-A-ABT060	ANCHOR CAGE PLATE, 42" X 0.375" 4H	A36	1
3	10551-STRS1-001	ANCHOR BOLTS, $\varnothing 2 \frac{1}{4}$ " X 11'-3"	A615 GR75	4
4	43035	NUT, HEAVY HEX, 2 1/4"-4.5, HDG, A563	A563	8
5	44070	Washer, Flat, 2 1/4", SS	SS	8

GENERAL NOTES:

1. ANCHOR CAGE TO SHIP ASSEMBLED.
2. MARK "10571-13100" ON TOP RING.
3. ANCHOR BOLT CAGE WEIGHT = 840.21 LBS.



BOTTOM CAGE PLATE

QTY:	REL. DATE
1	

THIS DWG IS PROPERTY OF CHM INDUSTRIES AND CONTAINS PROPRIETARY INFORMATION WHICH MAY NOT BE COPIED OR REPRODUCED WITHOUT PRIOR WRITTEN CONSENT FROM CHM INDUSTRIES.

DIMENSIONS ARE IN INCHES UNLESS OTHERWISE SPECIFIED

SPECIFICATIONS

MATERIAL:	GALVANIZED
SCALE:	1:48
DO NOT SCALE DRAWING	

BY	DATE
TG	06/24/2022
CHK'D:	-
LAST REV.:	-
THIRD ANGLE PROJECTION	

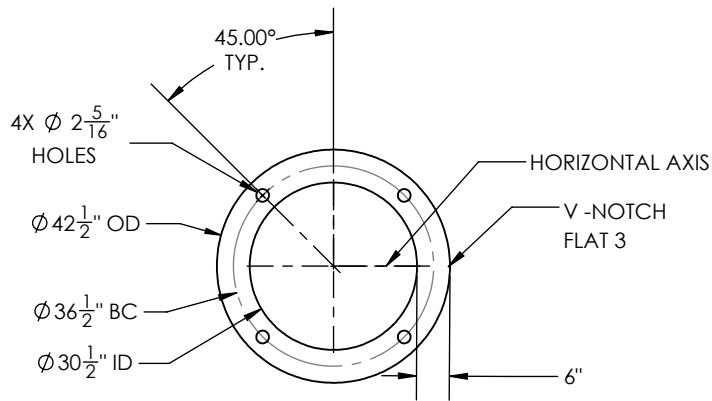
JOB NO.	PART NO.	DWG NO.	REV.
22-10571	10571-13100	10571-13100 SHEET: 1 of 1	-
ANCHOR CAGE ASSY 42.00 X 11'-3" STR# 114 GREENVILLE UTILITIES			



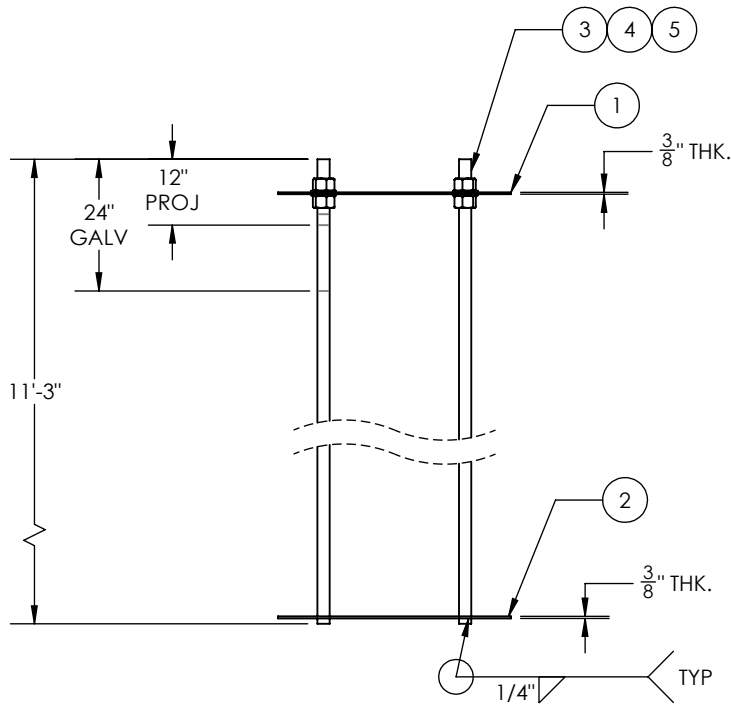
700 E. MCLEROY, SUITE A
SAGINAW, TEXAS 76179
682.286.0046 PH
682.286.0086 FX
CHMINDUSTRIES.COM

BREAK ALL SHARP EDGES .005/.015. REMOVE ALL BURRS AND CHIPS

TOLERANCES UNLESS OTHERWISE SPECIFIED
GENERAL TOLERANCE: ±1/16
ANGULAR: ±0.5°



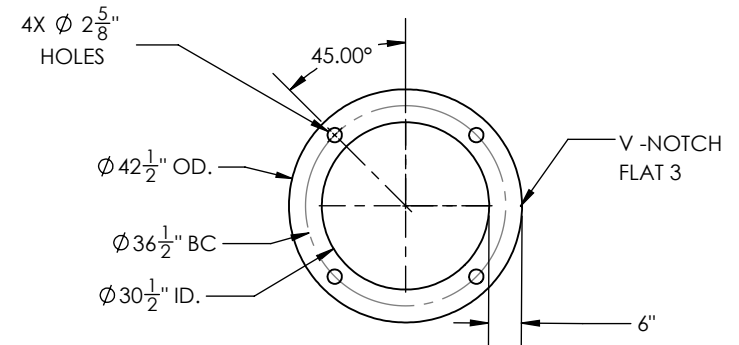
TOP CAGE PLATE



ITEM NO.	PART NUMBER	DESCRIPTION	Material	QTY.
1	10571-A-ABT061	ANCHOR CAGE PLATE, 42 1/2" X 0.375" 4H	A36	1
2	10571-A-ABT062	ANCHOR CAGE PLATE, 42 1/2" X 0.375" 4H	A36	1
3	10551-STRS1-001	ANCHOR BOLTS, $\phi 2\frac{1}{4}$ " X 11'-3"	A615 GR75	4
4	43035	NUT, HEAVY HEX, 2 1/4"-4.5, HDG, A563	A563	8
5	44070	Washer, Flat, 2 1/4", SS	SS	8

GENERAL NOTES:

1. ANCHOR CAGE TO SHIP ASSEMBLED.
2. MARK "10571-13200" ON TOP RING.
3. ANCHOR BOLT CAGE WEIGHT = 842.34 LBS.



BOTTOM CAGE PLATE

QTY:	REL. DATE
1	

THIS DWG IS PROPERTY OF CHM INDUSTRIES AND CONTAINS PROPRIETARY INFORMATION WHICH MAY NOT BE COPIED OR REPRODUCED WITHOUT PRIOR WRITTEN CONSENT FROM CHM INDUSTRIES.

DIMENSIONS ARE IN INCHES UNLESS OTHERWISE SPECIFIED

SPECIFICATIONS

MATERIAL:	GALVANIZED
FINISH:	GALVANIZED
SCALE:	1:48
DO NOT SCALE DRAWING	

BY	DATE
TG	06/24/2022
CHK'D:	-
LAST REV.:	-
THIRD ANGLE PROJECTION	

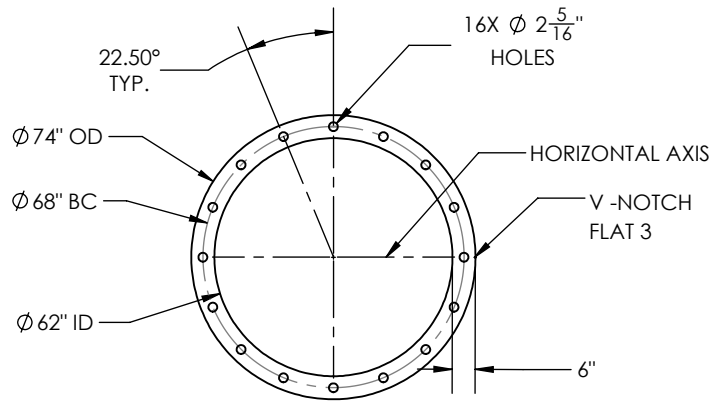
JOB NO.	PART NO.	DWG NO.	REV.
22-10571	10571-13200	10571-13200 SHEET: 1 of 1	-
ANCHOR CAGE ASSY 42.50 X 11'-3" STR# 115 GREENVILLE UTILITIES			



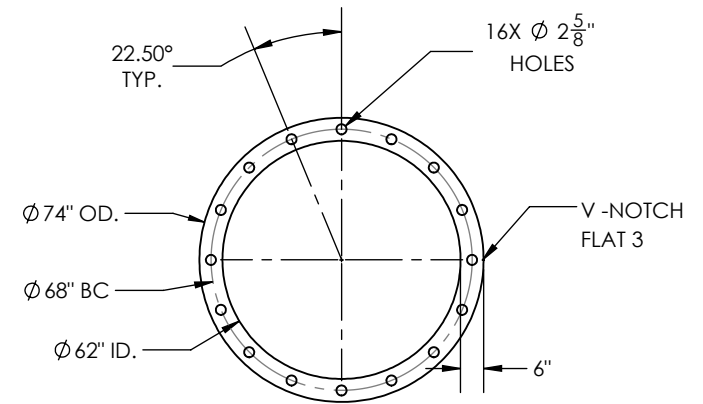
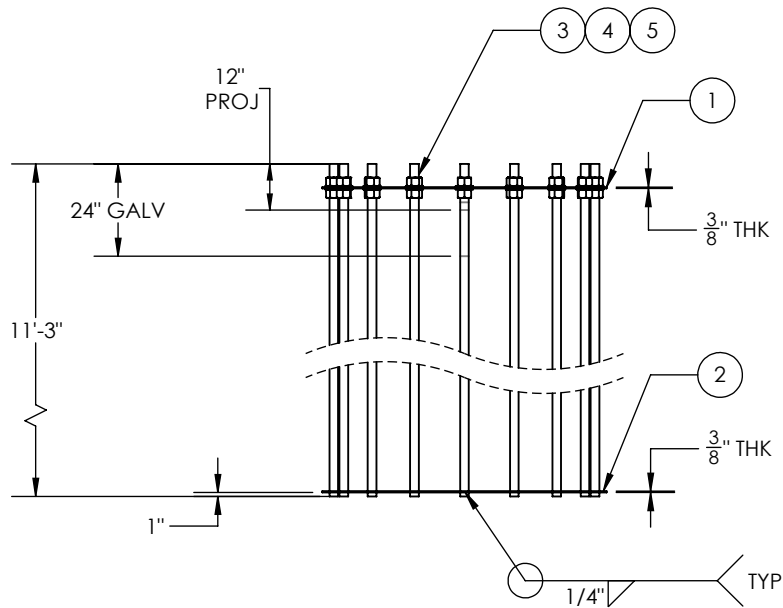
700 E. MCLEROY, SUITE A
SAGINAW, TEXAS 76179
682.286.0046 PH
682.286.0086 FX
CHMINDUSTRIES.COM

BREAK ALL SHARP EDGES .005/.015. REMOVE ALL BURRS AND CHIPS

TOLERANCES UNLESS OTHERWISE SPECIFIED
GENERAL TOLERANCE: $\pm 1/16$
ANGULAR: $\pm 0.5^\circ$



TOP CAGE PLATE



BOTTOM CAGE PLATE

ITEM NO.	PART NUMBER	DESCRIPTION	Material	QTY.
1	10571-A-ABT063	ANCHOR CAGE PLATE, 74" X 0.375" 16H	A36	1
2	10571-A-ABT064	ANCHOR CAGE PLATE, 74" X 0.375" 16H	A36	1
3	10551-STRS1-001	ANCHOR BOLTS, ϕ 2 1/4" X 11'-3"	A615 GR75	16
4	43035	NUT, HEAVY HEX, 2 1/4"-4.5, HDG, A563	A563	32
5	44070	Washer, Flat, 2 1/4", SS	SS	32

GENERAL NOTES:

1. ANCHOR CAGE TO SHIP ASSEMBLED.
2. MARK "10571-13300" ON TOP RING.
3. ANCHOR BOLT CAGE WEIGHT = 3038.00 LBS.

QTY:	REL. DATE
1	

THIS DWG IS PROPERTY OF CHM INDUSTRIES AND CONTAINS PROPRIETARY INFORMATION WHICH MAY NOT BE COPIED OR REPRODUCED WITHOUT PRIOR WRITTEN CONSENT FROM CHM INDUSTRIES.

DIMENSIONS ARE IN INCHES UNLESS OTHERWISE SPECIFIED

SPECIFICATIONS

MATERIAL:	GALVANIZED
FINISH:	GALVANIZED
SCALE:	1:48
DO NOT SCALE DRAWING	

BY	DATE
TG	06/24/2022
CHK'D:	-
LAST REV.:	-
THIRD ANGLE PROJECTION	

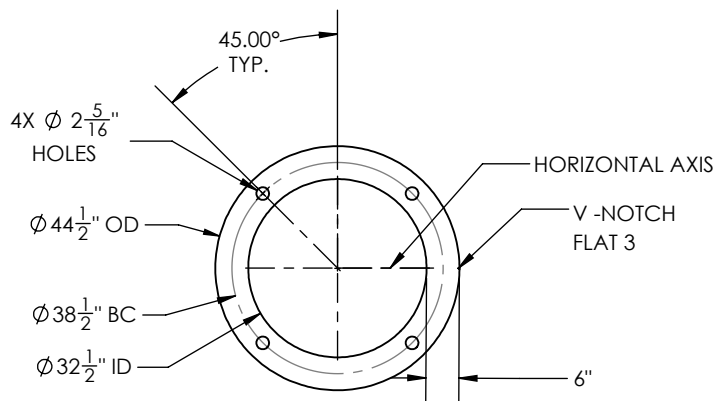
JOB NO.	PART NO.	DWG NO.	REV.
22-10571	10571-13300	10571-13300 SHEET: 1 of 1	-
ANCHOR CAGE ASSY 74.00 X 11'-3" STR# 132 GREENVILLE UTILITIES			



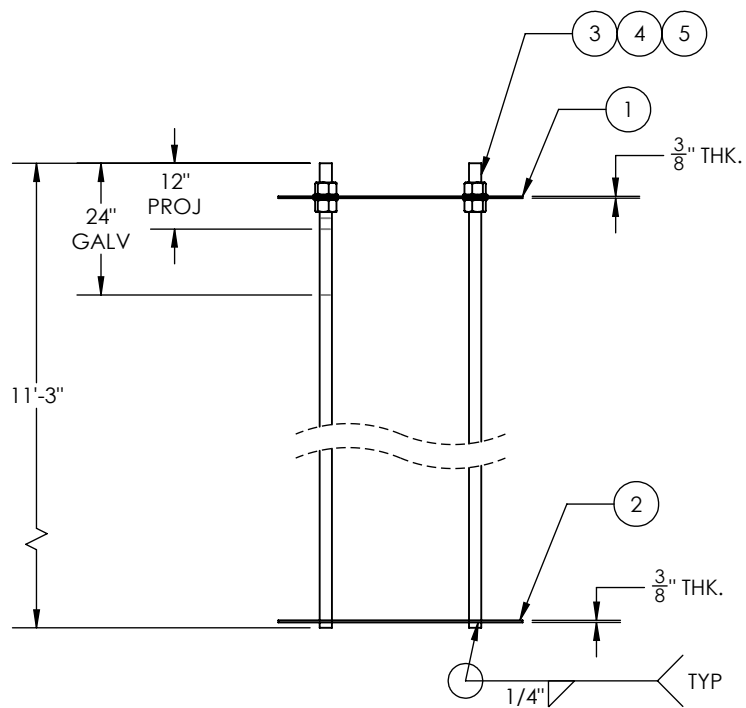
700 E. MCLEROY, SUITE A
SAGINAW, TEXAS 76179
682.286.0046 PH
682.286.0086 FX
CHMINDUSTRIES.COM

BREAK ALL SHARP EDGES .005/.015.
REMOVE ALL BURRS AND CHIPS

TOLERANCES UNLESS OTHERWISE SPECIFIED
GENERAL TOLERANCE: \pm 1/16
ANGULAR: \pm 0.5°



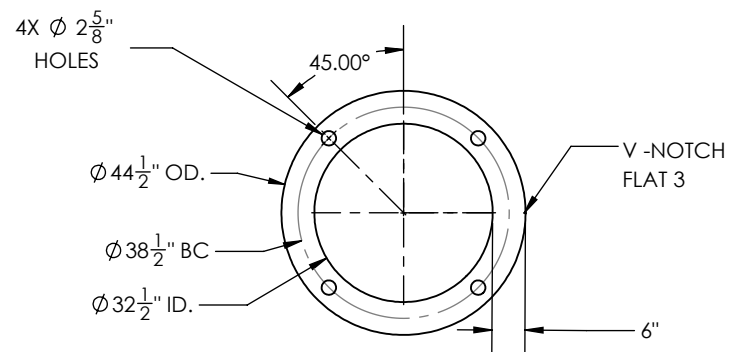
TOP CAGE PLATE



ITEM NO.	PART NUMBER	DESCRIPTION	Material	QTY.
1	10571-A-ABT065	ANCHOR CAGE PLATE, 44 1/2" X 0.375" 4H	A36	1
2	10571-A-ABT066	ANCHOR CAGE PLATE, 44 1/2" X 0.375" 4H	A36	1
3	10551-STRS1-001	ANCHOR BOLTS, \varnothing 2 1/4" X 11'-3"	A615 GR75	4
4	43035	NUT, HEAVY HEX, 2 1/4"-4.5, HDG, A563	A563	8
5	44070	Washer, Flat, 2 1/4", SS	SS	8

GENERAL NOTES:

1. ANCHOR CAGE TO SHIP ASSEMBLED.
2. MARK "10571-13400" ON TOP RING.
3. ANCHOR BOLT CAGE WEIGHT = 851.00LBS.



BOTTOM CAGE PLATE

QTY:	REL. DATE
1	

THIS DWG IS PROPERTY OF CHM INDUSTRIES AND CONTAINS PROPRIETARY INFORMATION WHICH MAY NOT BE COPIED OR REPRODUCED WITHOUT PRIOR WRITTEN CONSENT FROM CHM INDUSTRIES.

DIMENSIONS ARE IN INCHES UNLESS OTHERWISE SPECIFIED

SPECIFICATIONS

MATERIAL:	GALVANIZED
SCALE:	1:48
DO NOT SCALE DRAWING	

BY	DATE
TG	06/24/2022
CHK'D:	-
LAST REV.:	-
THIRD ANGLE PROJECTION	

JOB NO. 22-10571

PART NO. 10571-13400

DWG NO. 10571-13400 SHEET: 1 of 1

ANCHOR CAGE ASSY 44.50 X 11'-3"
STR# 140

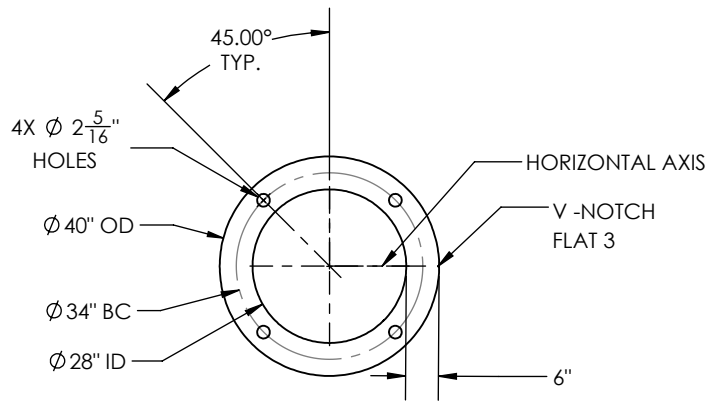
GREENVILLE UTILITIES



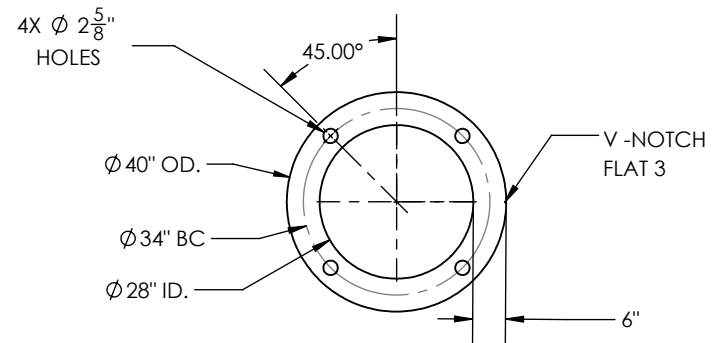
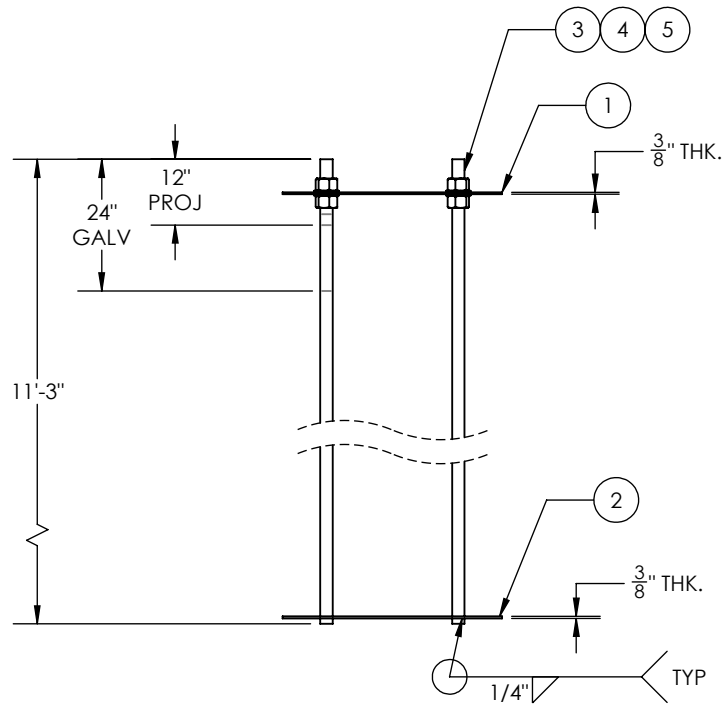
700 E. MCLEROY, SUITE A
SAGINAW, TEXAS 76179
682.286.0046 PH
682.286.0086 FX
CHMINDUSTRIES.COM

BREAK ALL SHARP EDGES .005/.015. REMOVE ALL BURRS AND CHIPS

TOLERANCES UNLESS OTHERWISE SPECIFIED
GENERAL TOLERANCE: \pm 1/16
ANGULAR: \pm 0.5°



TOP CAGE PLATE



BOTTOM CAGE PLATE

ITEM NO.	PART NUMBER	DESCRIPTION	Material	QTY.
1	10571-A-ABT067	ANCHOR CAGE PLATE, 40" X 0.375" 4H	A36	1
2	10571-A-ABT068	ANCHOR CAGE PLATE, 40" X 0.375" 4H	A36	1
3	10551-STRS1-001	ANCHOR BOLTS, $\varnothing 2\frac{1}{4}$ " X 11'-3"	A615 GR75	4
4	43035	NUT, HEAVY HEX, 2 $\frac{1}{4}$ "-4.5, HDG, A563	A563	8
5	44070	Washer, Flat, 2 $\frac{1}{4}$ ", SS	SS	8

GENERAL NOTES:

1. ANCHOR CAGE TO SHIP ASSEMBLED.
2. MARK "10571-13400" ON TOP RING.
3. ANCHOR BOLT CAGE WEIGHT = 832.00LBS.

QTY:	REL. DATE
1	

THIS DWG IS PROPERTY OF CHM INDUSTRIES AND CONTAINS PROPRIETARY INFORMATION WHICH MAY NOT BE COPIED OR REPRODUCED WITHOUT PRIOR WRITTEN CONSENT FROM CHM INDUSTRIES.

DIMENSIONS ARE IN INCHES UNLESS OTHERWISE SPECIFIED

SPECIFICATIONS

MATERIAL:	GALVANIZED
SCALE:	1:48
DO NOT SCALE DRAWING	

BY	DATE
TG	06/24/2022
CHK'D:	-
LAST REV.:	-
THIRD ANGLE PROJECTION	

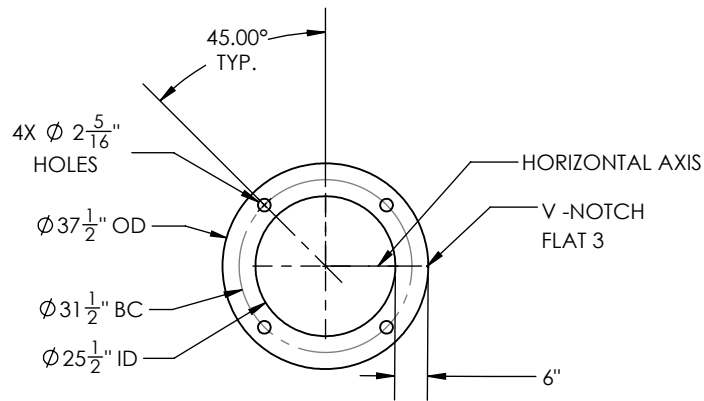
JOB NO.	PART NO.	DWG NO.	REV.
22-10571	10571-13400	10571-13500	-
SHEET: 1 of 1			
ANCHOR CAGE ASSY 40.00 X 11'-3" STR# 141 GREENVILLE UTILITIES			



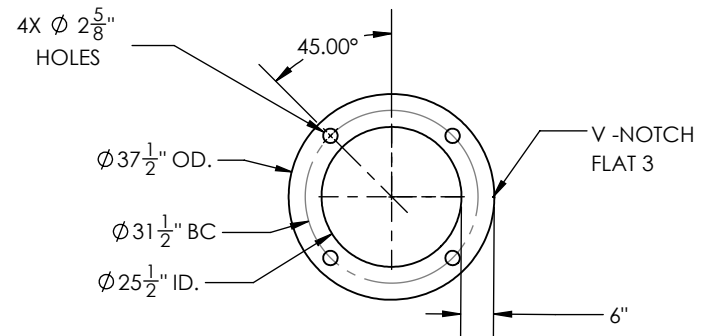
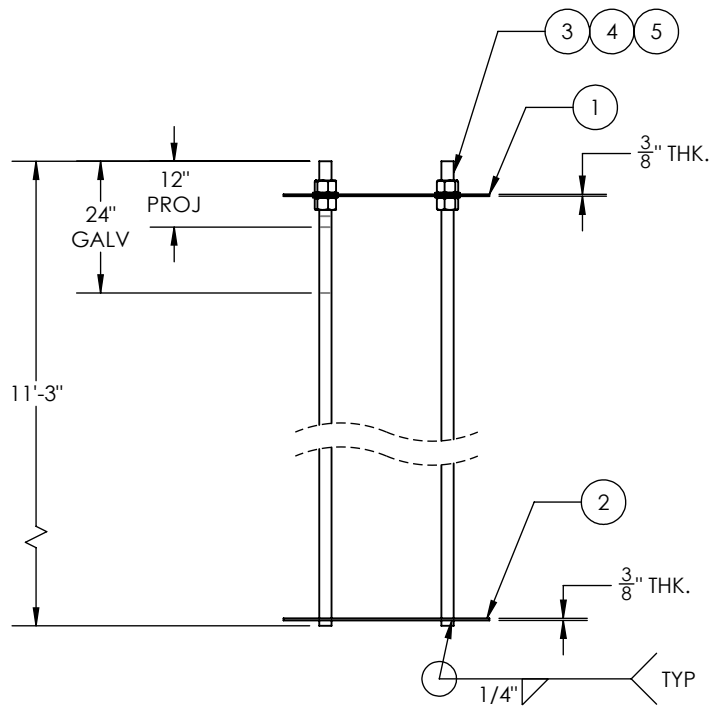
700 E. MCLEROY, SUITE A
SAGINAW, TEXAS 76179
682.286.0046 PH
682.286.0086 FX
CHMINDUSTRIES.COM

BREAK ALL SHARP EDGES 005/015. REMOVE ALL BURRS AND CHIPS

TOLERANCES UNLESS OTHERWISE SPECIFIED
GENERAL TOLERANCE: $\pm 1/16$
ANGULAR: $\pm 0.5^\circ$



TOP CAGE PLATE



BOTTOM CAGE PLATE

ITEM NO.	PART NUMBER	DESCRIPTION	Material	QTY.
1	10571-A-ABT069	ANCHOR CAGE PLATE, 37 1/2" X 0.375" 4H	A36	1
2	10571-A-ABT070	ANCHOR CAGE PLATE, 37 1/2" X 0.375" 4H	A36	1
3	10551-STRS1-001	ANCHOR BOLTS, ϕ 2 1/4" X 11'-3"	A615 GR75	4
4	43035	NUT, HEAVY HEX, 2 1/4"-4.5, HDG, A563	A563	8
5	44070	Washer, Flat, 2 1/4", SS	SS	8

GENERAL NOTES:

1. ANCHOR CAGE TO SHIP ASSEMBLED.
2. MARK "10571-13600" ON TOP RING.
3. ANCHOR BOLT CAGE WEIGHT = 821.10 LBS.

THIS DWG IS PROPERTY OF CHM INDUSTRIES AND CONTAINS PROPRIETARY INFORMATION WHICH MAY NOT BE COPIED OR REPRODUCED WITHOUT PRIOR WRITTEN CONSENT FROM CHM INDUSTRIES.

DIMENSIONS ARE IN INCHES UNLESS OTHERWISE SPECIFIED

SPECIFICATIONS

MATERIAL:	GALVANIZED	
FINISH:	GALVANIZED	
SCALE:	1:48	A
DO NOT SCALE DRAWING		

BY	DATE
CREATED: TG	06/24/2022
CHK'D: -	-
LAST REV.: -	-
THIRD ANGLE PROJECTION	

JOB NO.	PART NO.	DWG NO.	REV.
22-10571	10571-13600	10571-13600 SHEET: 1 of 1	-
ANCHOR CAGE ASSY 37.50 X 11'-3" STR# 142 GREENVILLE UTILITIES			

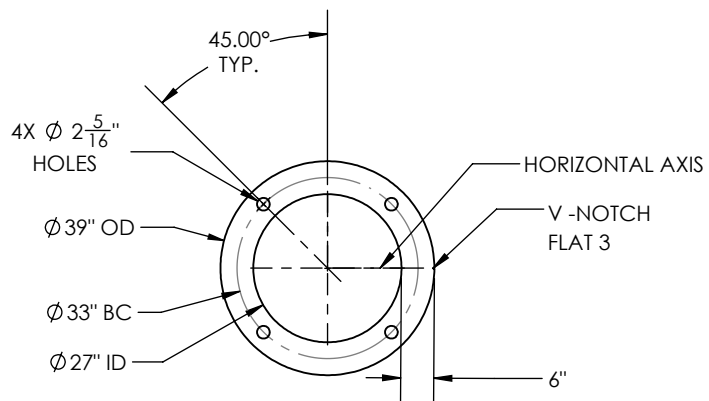


700 E. MCLEROY, SUITE A
SAGINAW, TEXAS 76179
682.286.0046 PH
682.286.0086 FX
CHMINDUSTRIES.COM

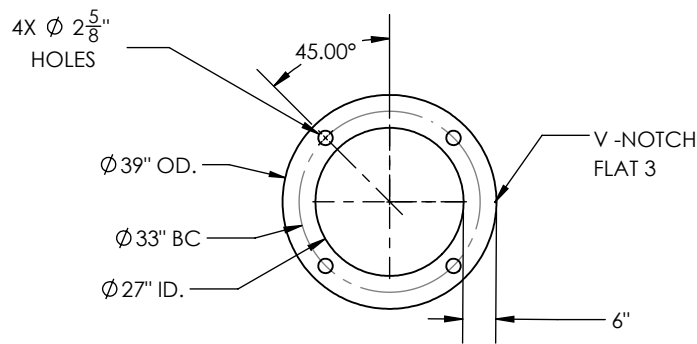
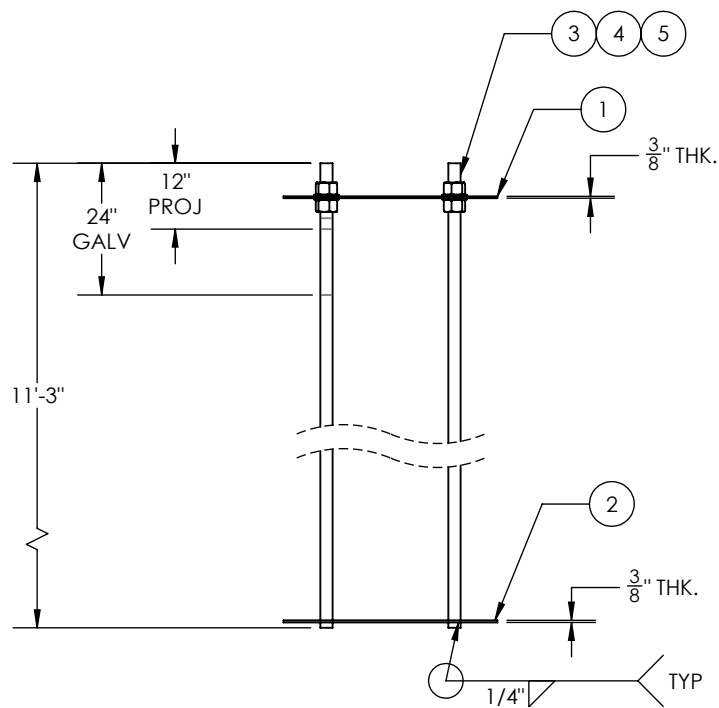
BREAK ALL SHARP EDGES .005/.015. REMOVE ALL BURRS AND CHIPS

TOLERANCES UNLESS OTHERWISE SPECIFIED
GENERAL TOLERANCE: \pm 1/16
ANGULAR: \pm 0.5°

QTY:	REL. DATE
1	



TOP CAGE PLATE



BOTTOM CAGE PLATE

ITEM NO.	PART NUMBER	DESCRIPTION	Material	QTY.
1	10571-A-ABT071	ANCHOR CAGE PLATE, 39" X 0.375" 4H	A36	1
2	10571-A-ABT072	ANCHOR CAGE PLATE, 39" X 0.375" 4H	A36	1
3	10551-STRS1-001	ANCHOR BOLTS, ϕ 2 1/4" X 11'-3"	A615 GR75	4
4	43035	NUT, HEAVY HEX, 2 1/4"-4.5, HDG, A563	A563	8
5	44070	Washer, Flat, 2 1/4", SS	SS	8

GENERAL NOTES:

1. ANCHOR CAGE TO SHIP ASSEMBLED.
2. MARK "10571-13700" ON TOP RING.
3. ANCHOR BOLT CAGE WEIGHT = 827.50 LBS.

THIS DWG IS PROPERTY OF CHM INDUSTRIES AND CONTAINS PROPRIETARY INFORMATION WHICH MAY NOT BE COPIED OR REPRODUCED WITHOUT PRIOR WRITTEN CONSENT FROM CHM INDUSTRIES.

DIMENSIONS ARE IN INCHES UNLESS OTHERWISE SPECIFIED

SPECIFICATIONS

MATERIAL:	GALVANIZED	
FINISH:	GALVANIZED	
SCALE:	1:48	A
DO NOT SCALE DRAWING		

BY	DATE
TG	06/24/2022
CHK'D:	-
LAST REV.:	-
THIRD ANGLE PROJECTION	

JOB NO. 22-10571

PART NO. 10571-13700

DWG NO. 10571-13700 SHEET: 1 of 1

QTY:	REL. DATE
1	



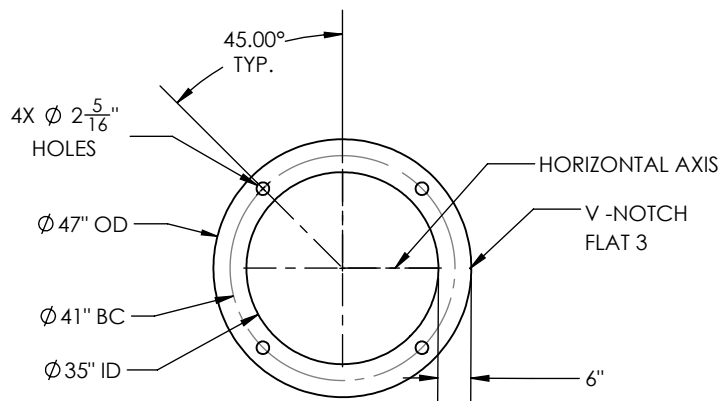
700 E. MCLEROY, SUITE A
SAGINAW, TEXAS 76179
682.286.0046 PH
682.286.0086 FX
CHMINDUSTRIES.COM

BREAK ALL SHARP EDGES .005/.015.
REMOVE ALL BURRS AND CHIPS

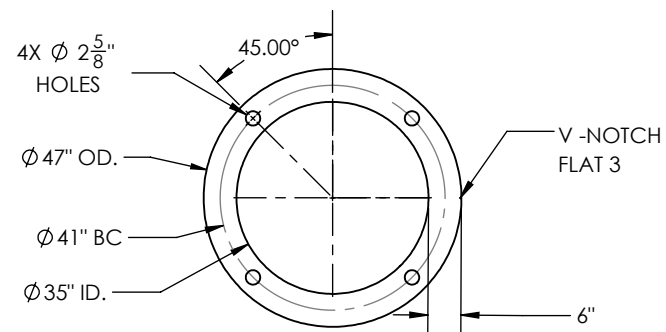
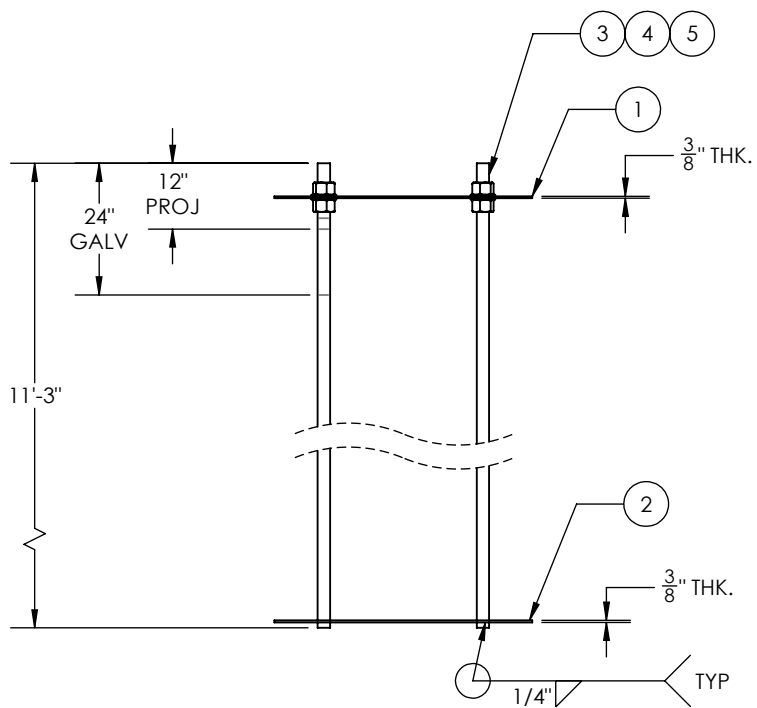
TOLERANCES UNLESS OTHERWISE SPECIFIED
GENERAL TOLERANCE: \pm 1/16
ANGULAR: \pm 0.5°

ANCHOR CAGE ASSY 39.00 X 11'-3"
STR# 143

GREENVILLE UTILITIES



TOP CAGE PLATE



BOTTOM CAGE PLATE

ITEM NO.	PART NUMBER	DESCRIPTION	Material	QTY.
1	10571-A-ABT073	ANCHOR CAGE PLATE, 47" X 0.375" 4H	A36	1
2	10571-A-ABT074	ANCHOR CAGE PLATE, 47" X 0.375" 4H	A36	1
3	10551-STRS1-001	ANCHOR BOLTS, $\varnothing 2\frac{1}{4}$ " X 11'-3"	A615 GR75	4
4	43035	NUT, HEAVY HEX, 2 1/4"-4.5, HDG, A563	A563	8
5	44070	Washer, Flat, 2 1/4", SS	SS	8

GENERAL NOTES:

1. ANCHOR CAGE TO SHIP ASSEMBLED.
2. MARK "10571-13800" ON TOP RING.
3. ANCHOR BOLT CAGE WEIGHT = 861.5 LBS.

QTY:	REL. DATE
1	

THIS DWG IS PROPERTY OF CHM INDUSTRIES AND CONTAINS PROPRIETARY INFORMATION WHICH MAY NOT BE COPIED OR REPRODUCED WITHOUT PRIOR WRITTEN CONSENT FROM CHM INDUSTRIES.

DIMENSIONS ARE IN INCHES UNLESS OTHERWISE SPECIFIED

SPECIFICATIONS

MATERIAL:	GALVANIZED	
FINISH:	GALVANIZED	
SCALE:	1:48	A
DO NOT SCALE DRAWING		

BY	DATE
TG	06/24/2022
CHK'D:	-
LAST REV.:	-
THIRD ANGLE PROJECTION	

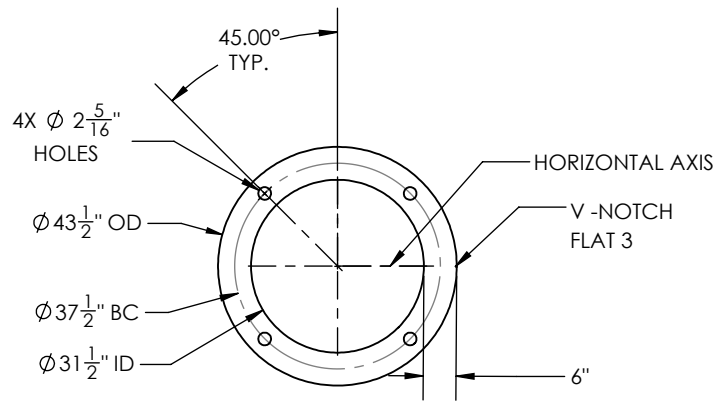
JOB NO.	PART NO.	DWG NO.	REV.
22-10571	10571-13800	10571-13800 SHEET: 1 of 1	-
ANCHOR CAGE ASSY 47.00 X 11'-3" STR# 145 GREENVILLE UTILITIES			



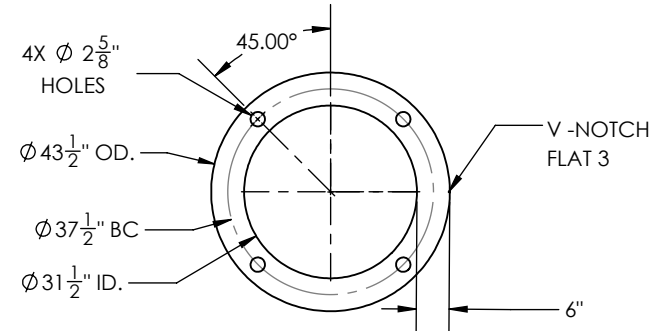
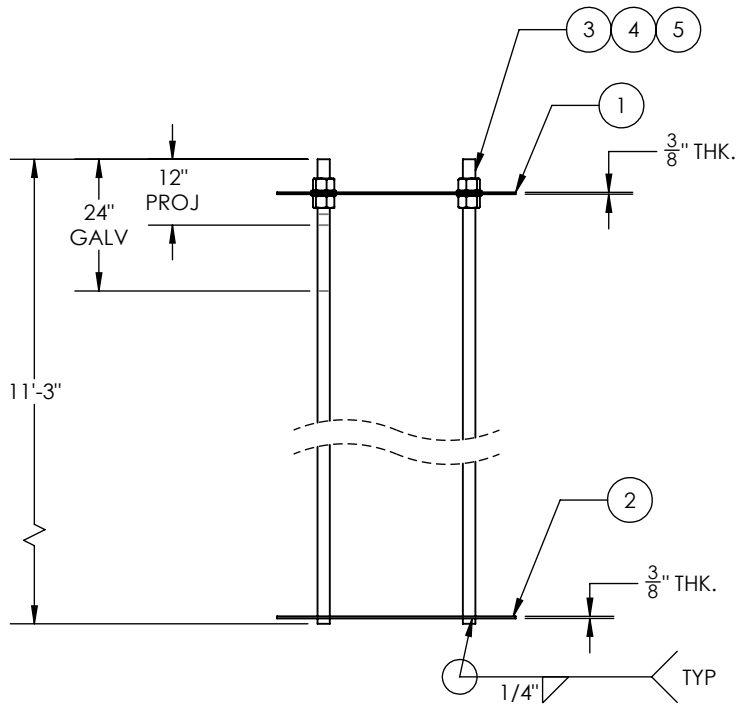
700 E. MCLEROY, SUITE A
SAGINAW, TEXAS 76179
682.286.0046 PH
682.286.0086 FX
CHMINDUSTRIES.COM

BREAK ALL SHARP EDGES .005/.015.
REMOVE ALL BURRS AND CHIPS

TOLERANCES UNLESS OTHERWISE SPECIFIED
GENERAL TOLERANCE: $\pm 1/16$
ANGULAR: $\pm 0.5^\circ$



TOP CAGE PLATE



BOTTOM CAGE PLATE

ITEM NO.	PART NUMBER	DESCRIPTION	Material	QTY.
1	10571-A-ABT075	ANCHOR CAGE PLATE, 43 1/2" X 0.375" 4H	A36	1
2	10571-A-ABT076	ANCHOR CAGE PLATE, 43 1/2" X 0.375" 4H	A36	1
3	10551-STRS1-001	ANCHOR BOLTS, \varnothing 2 1/4" X 11'-3"	A615 GR75	4
4	43035	NUT, HEAVY HEX, 2 1/4"-4.5, HDG, A563	A563	8
5	44070	Washer, Flat, 2 1/4", SS	SS	8

GENERAL NOTES:

1. ANCHOR CAGE TO SHIP ASSEMBLED.
2. MARK "10571-13900" ON TOP RING.
3. ANCHOR BOLT CAGE WEIGHT = 846.60 LBS.

QTY:	REL. DATE
1	

THIS DWG IS PROPERTY OF CHM INDUSTRIES AND CONTAINS PROPRIETARY INFORMATION WHICH MAY NOT BE COPIED OR REPRODUCED WITHOUT PRIOR WRITTEN CONSENT FROM CHM INDUSTRIES.

DIMENSIONS ARE IN INCHES UNLESS OTHERWISE SPECIFIED

SPECIFICATIONS

MATERIAL:	GALVANIZED	
FINISH:	GALVANIZED	
SCALE:	1:48	A
DO NOT SCALE DRAWING		

BY	DATE
TG	06/24/2022
CHK'D:	-
LAST REV.:	-
THIRD ANGLE PROJECTION	

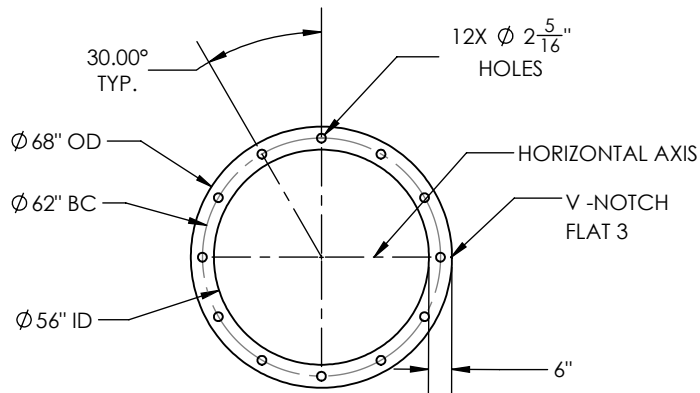
JOB NO.	PART NO.	DWG NO.	REV.
22-10571	10571-13900	10571-13900 SHEET: 1 of 1	-
ANCHOR CAGE ASSY 43.50 X 11'-3" STR# 147 GREENVILLE UTILITIES			



700 E. MCLEROY, SUITE A
SAGINAW, TEXAS 76179
682.286.0046 PH
682.286.0086 FX
CHMINDUSTRIES.COM

BREAK ALL SHARP EDGES .005/.015. REMOVE ALL BURRS AND CHIPS

TOLERANCES UNLESS OTHERWISE SPECIFIED
GENERAL TOLERANCE: \pm 1/16
ANGULAR: \pm 0.5°

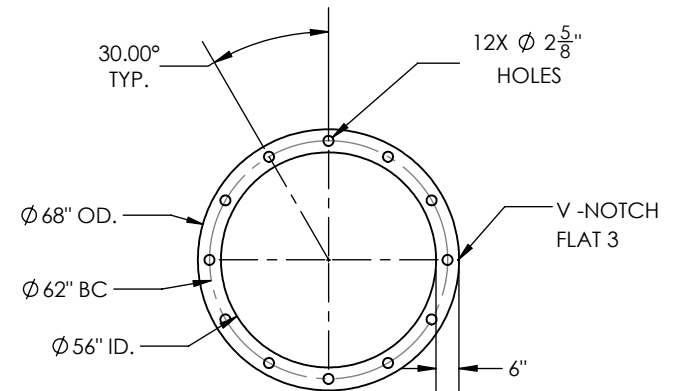
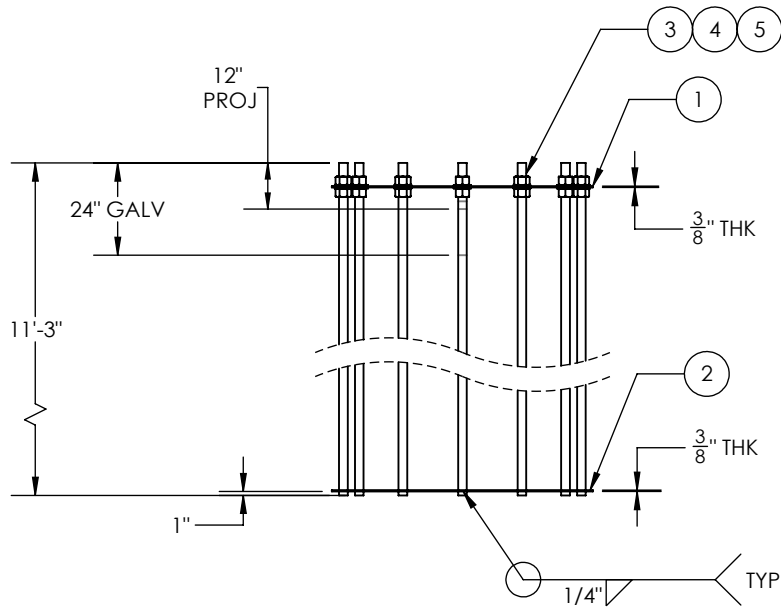


TOP CAGE PLATE

ITEM NO.	PART NUMBER	DESCRIPTION	Material	QTY.
1	10571-A-ABT077	ANCHOR CAGE PLATE, 68" X 0.375" 12H	A36	1
2	10571-A-ABT078	ANCHOR CAGE PLATE, 68" X 0.375" 12H	A36	1
3	10551-STRS1-001	ANCHOR BOLTS, \varnothing 2 1/4" X 11'-3"	A615 GR75	12
4	43035	NUT, HEAVY HEX, 2 1/4"-4.5, HDG, A563	A563	24
5	44070	Washer, Flat, 2 1/4", SS	SS	24

GENERAL NOTES:

1. ANCHOR CAGE TO SHIP ASSEMBLED.
2. MARK "10571-14000" ON TOP RING.
3. ANCHOR BOLT CAGE WEIGHT = 2327.00 LBS.



BOTTOM CAGE PLATE

THIS DWG IS PROPERTY OF CHM INDUSTRIES AND CONTAINS PROPRIETARY INFORMATION WHICH MAY NOT BE COPIED OR REPRODUCED WITHOUT PRIOR WRITTEN CONSENT FROM CHM INDUSTRIES.

DIMENSIONS ARE IN INCHES UNLESS OTHERWISE SPECIFIED

SPECIFICATIONS

MATERIAL: GALVANIZED
 FINISH: GALVANIZED
 SCALE: 1:48
 DO NOT SCALE DRAWING

BY: TG
 DATE: 06/24/2022
 THIRD ANGLE PROJECTION

JOB NO.: 22-10571

PART NO.: 10571-14000

DWG NO.: 10571-14000 SHEET: 1 of 1
 QTY: 1
 REL. DATE: -



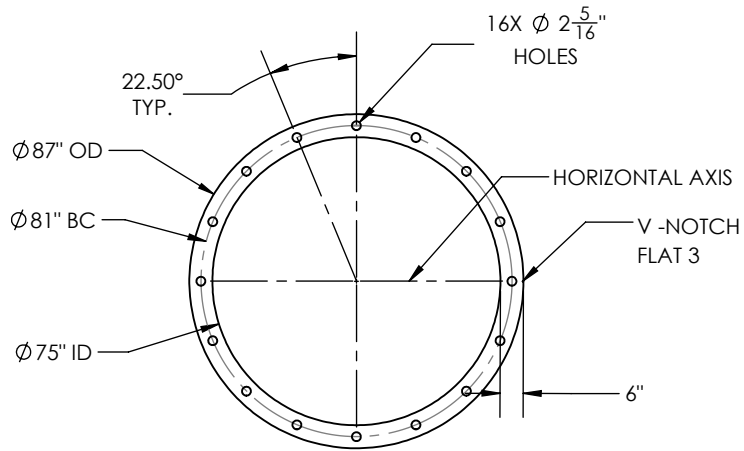
700 E. MCLEROY, SUITE A
 SAGINAW, TEXAS 76179
 682.286.0046 PH
 682.286.0086 FX
 CHMINDUSTRIES.COM

BREAK ALL SHARP EDGES .005/.015. REMOVE ALL BURRS AND CHIPS

TOLERANCES UNLESS OTHERWISE SPECIFIED
 GENERAL TOLERANCE: \pm 1/16
 ANGULAR: \pm 0.5°

ANCHOR CAGE ASSY 68.00 X 11'-3"
 STR# 151

GREENVILLE UTILITIES

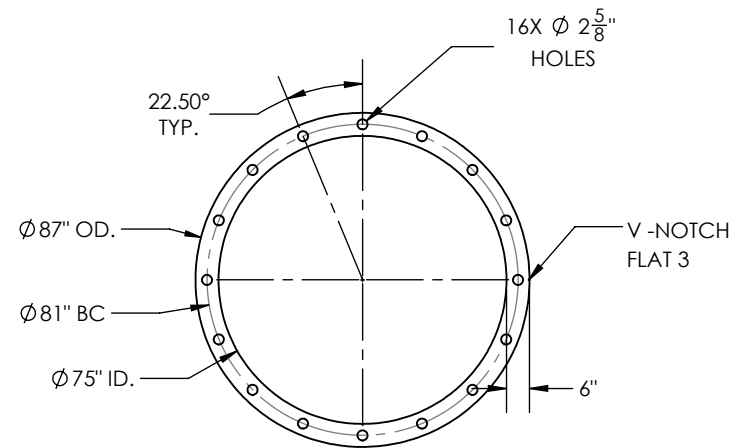
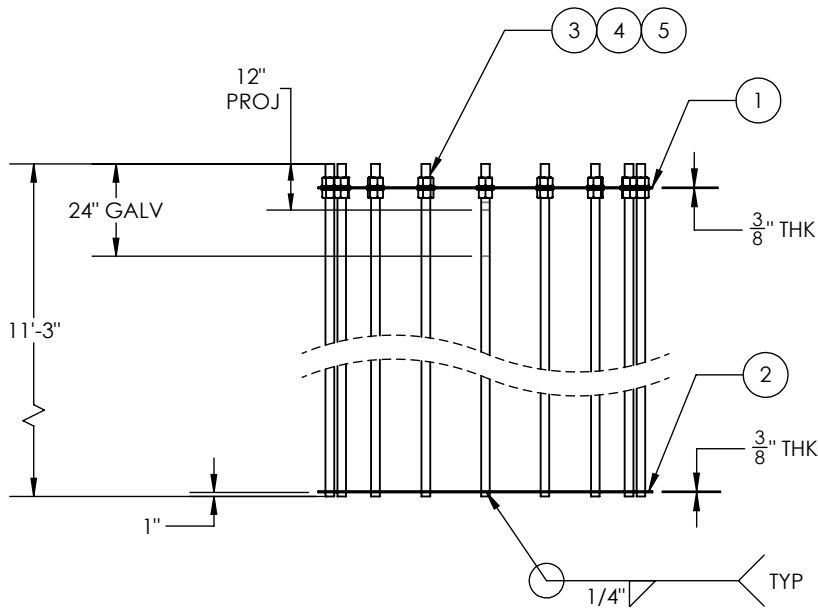


TOP CAGE PLATE

ITEM NO.	PART NUMBER	DESCRIPTION	Material	QTY.
1	10571-A-ABT079	ANCHOR CAGE PLATE, 87" X 0.375" 16H	A36	1
2	10571-A-ABT080	ANCHOR CAGE PLATE, 87" X 0.375" 16H	A36	1
3	10551-STRS1-001	ANCHOR BOLTS, $\phi 2\frac{1}{4}" \times 11'-3"$	A615 GR75	16
4	43035	NUT, HEAVY HEX, 2 1/4"-4.5, HDG, A563	A563	32
5	44070	Washer, Flat, 2 1/4", SS	SS	32

GENERAL NOTES:

1. ANCHOR CAGE TO SHIP ASSEMBLED.
2. MARK "10571-14100" ON TOP RING.
3. ANCHOR BOLT CAGE WEIGHT = 3093.14 LBS.



BOTTOM CAGE PLATE

QTY:	REL. DATE
1	

THIS DWG IS PROPERTY OF CHM INDUSTRIES AND CONTAINS PROPRIETARY INFORMATION WHICH MAY NOT BE COPIED OR REPRODUCED WITHOUT PRIOR WRITTEN CONSENT FROM CHM INDUSTRIES.

DIMENSIONS ARE IN INCHES UNLESS OTHERWISE SPECIFIED

SPECIFICATIONS

MATERIAL:	GALVANIZED
FINISH:	GALVANIZED
SCALE:	1:48
DO NOT SCALE DRAWING	

BY:	DATE:
TG	06/24/2022
CHK'D:	-
LAST REV.:	-
THIRD ANGLE PROJECTION	

JOB NO.	PART NO.	DWG NO.	REV.
22-10571	10571-14100	10571-14100 SHEET: 1 of 1	-



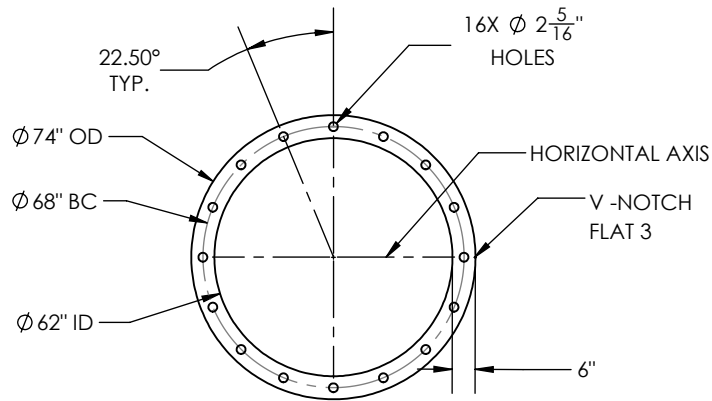
700 E. MCLEROY, SUITE A
SAGINAW, TEXAS 76179
682.286.0046 PH
682.286.0086 FX
CHMINDUSTRIES.COM

BREAK ALL SHARP EDGES .005/.015.
REMOVE ALL BURRS AND CHIPS

TOLERANCES UNLESS OTHERWISE SPECIFIED
GENERAL TOLERANCE: $\pm 1/16$
ANGULAR: $\pm 0.5^\circ$

ANCHOR CAGE ASSY 87.00 X 11'-3"
STR# 153

GREENVILLE UTILITIES

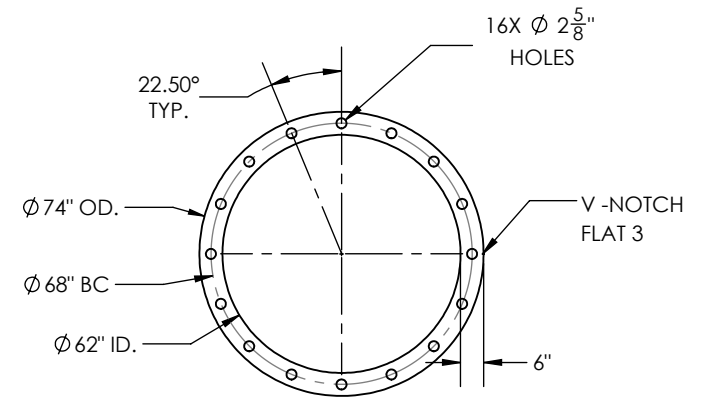
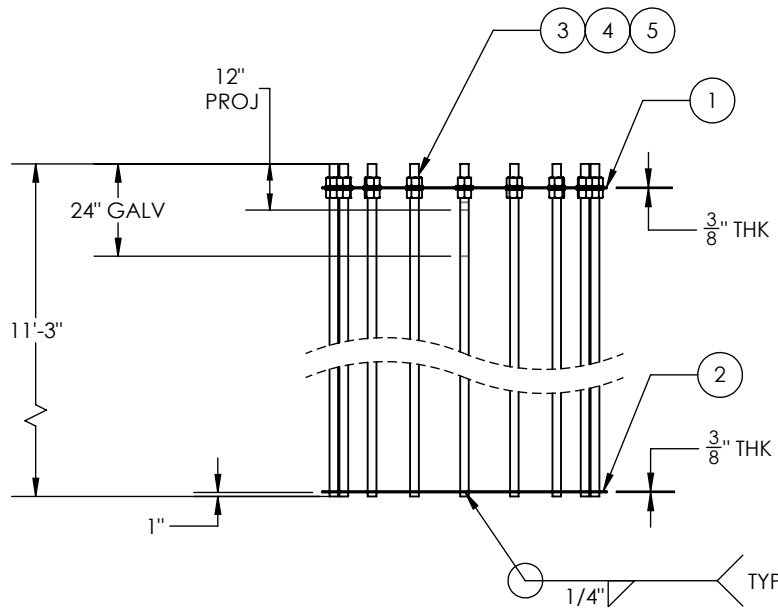


TOP CAGE PLATE

ITEM NO.	PART NUMBER	DESCRIPTION	Material	QTY.
1	10571-A-ABT081	ANCHOR CAGE PLATE, 74" X 0.375" 16H	A36	1
2	10571-A-ABT082	ANCHOR CAGE PLATE, 74" X 0.375" 16H	A36	1
3	10551-STRS1-001	ANCHOR BOLTS, ϕ 2 1/4" X 11'-3"	A615 GR75	16
4	43035	NUT, HEAVY HEX, 2 1/4"-4.5, HDG, A563	A563	32
5	44070	Washer, Flat, 2 1/4", SS	SS	32

GENERAL NOTES:

1. ANCHOR CAGE TO SHIP ASSEMBLED.
2. MARK "10571-14200" ON TOP RING.
3. ANCHOR BOLT CAGE WEIGHT = 30338.00 LBS.



BOTTOM CAGE PLATE

QTY:	REL. DATE
1	

THIS DWG IS PROPERTY OF CHM INDUSTRIES AND CONTAINS PROPRIETARY INFORMATION WHICH MAY NOT BE COPIED OR REPRODUCED WITHOUT PRIOR WRITTEN CONSENT FROM CHM INDUSTRIES.

DIMENSIONS ARE IN INCHES UNLESS OTHERWISE SPECIFIED

SPECIFICATIONS

MATERIAL:	GALVANIZED
SCALE:	1:48
DO NOT SCALE DRAWING	

BY	DATE
TG	06/24/2022
CHK'D:	-
LAST REV.:	-
THIRD ANGLE PROJECTION	

JOB NO.	PART NO.	DWG NO.	REV.
22-10571	10571-14200	10571-14200 SHEET: 1 of 1	-
ANCHOR CAGE ASSY 74.00 X 11'-3" STR# 154 GREENVILLE UTILITIES			



700 E. MCLEROY, SUITE A
SAGINAW, TEXAS 76179
682.286.0046 PH
682.286.0086 FX
CHMINDUSTRIES.COM

BREAK ALL SHARP EDGES .005/.015.
REMOVE ALL BURRS AND CHIPS

TOLERANCES UNLESS OTHERWISE SPECIFIED
GENERAL TOLERANCE: \pm 1/16
ANGULAR: \pm 0.5°